



Florida Power & Light Company, 6501 South Ocean Drive, Jensen Beach, FL 34957

February 23, 2001

L-2001-042  
10 CFR 50.36  
10 CFR 50.36a

U. S. Nuclear Regulatory Commission  
Attn: Document Control Desk  
Washington, DC 20555


Re: St. Lucie Units 1 and 2  
Docket Nos. 50-335 and 50-389  
2000 Annual Radioactive Effluent Release Report

Enclosed is the 2000 Annual Radioactive Effluent Release Report for St. Lucie Units 1 and 2. This report is being sent pursuant to 10 CFR 50.36a(a)(2) and Technical Specification 6.9.1.7. The report is for the 12-month period beginning January 1, 2000 and ending December 31, 2000.

Attachment A is a summary of the October 19, 2000 unplanned release of the Unit 2 gas decay tank 2A event. Attachment B is a copy of Revision 22 of the ODCM. Attachment C is the marked up page from Revision 21 of the ODCM highlighting the changes incorporated into Revision 22.

Please contact us with any questions regarding this submittal.

Very truly yours,

  
Rajiv S. Kundalkar  
Vice President  
St. Lucie Plant

RSK/spt

Attachments

cc: Regional Administrator, USNRC, Region II  
Senior Resident Inspector, USNRC, St. Lucie Plant

IE25

## TABLE OF CONTENTS

| DESCRIPTION  | PAGE   |
|--|--------|
| EFFLUENT AND WASTE DISPOSAL SUPPLEMENTAL INFORMATION               | 1      |
| VISITOR DOSE RESULTS FOR CALENDAR YEAR .....                       | 6      |
| OFFSITE DOSE CALCULATION MANUAL REVISIONS.....                     | 6      |
| SOLID WASTE AND IRRADIATED FUEL SHIPMENTS.....                     | 6      |
| PROCESS CONTROL PROGRAM REVISIONS.....                             | 6      |
| <br>LIQUID EFFLUENTS:  |        |
| Summation of all Releases                      Unit # 1.....       | 7      |
| Summation of all Releases                      Unit # 2.....       | 9      |
| Nuclide Summation by Quarter                Unit # 1 .....         | 11     |
| Nuclide Summation by Quarter                Unit # 2 .....         | 15     |
| Liquid Effluent Dose                            Unit # 1 .....     | 19     |
| Liquid Effluent Dose                            Unit # 2 .....     | 20     |
| <br>GASEOUS EFFLUENT:  |        |
| Summation of all Releases                      Unit # 1.....       | 21     |
| Summation of all Releases                      Unit # 2.....       | 23     |
| Nuclide Summation by Quarter                Unit # 1 .....         | 25     |
| Nuclide Summation by Quarter                Unit # 2 .....         | 29     |
| Gas Effluent Dose                                Unit # 1 .....    | 33     |
| Gas Effluent Dose                                Unit # 2 .....    | 34     |
| <br>SOLID WASTE DISPOSAL - TABLE 3.9 Shipment Summations.....      | <br>35 |
| <br>Attachment - A UNPLANNED RELEASE of Gas Decay Tank 2A          |        |
| <br>Attachment - B C-200, ODCM Revision 22                         |        |
| <br>Attachment - C ODCM Revision 21 Marked Up Page for Revision 22 |        |

**FLORIDA POWER & LIGHT COMPANY**

**ST. LUCIE PLANT UNITS 1 & 2**

**LICENSE NUMBERS DPR-67 & NPF-16**

**COMBINED ANNUAL RADIOACTIVE EFFLUENT RELEASE REPORT**

**FOR THE PERIOD**

**JANUARY 1, 2000 THROUGH DECEMBER 31, 2000**

## EFFLUENT AND WASTE DISPOSAL SUPPLEMENTAL INFORMATION

### 1. Regulatory Limits

#### 1.1 For Liquid Waste Effluents

- A. The concentration of radioactive material released from the site shall be limited to ten times the concentrations specified in 10 CFR Part 20 Appendix B, Table 2, Column 2 for radionuclides other than dissolved or entrained noble gases. For dissolved or entrained noble gases, the concentration shall be limited to 2E-4 micro-Curies/ml total activity.
- B. The dose or dose commitment to a MEMBER OF THE PUBLIC from radioactive material in liquid effluents released, from each reactor unit, to UNRESTRICTED AREAS shall be limited to:  
During any calendar quarter to  $\leq 1.5$  mrems to the Total Body and  
to  $\leq 5$  mrems to any organ, and  
During any calendar year to  $\leq 3$  mrems to the Total Body and  
to  $\leq 10$  mrems to any organ.

#### 1.2 For Gaseous Waste Effluents:

- A. The dose rate in UNRESTRICTED AREAS due to radioactive materials released in gaseous effluents from the site shall be limited to:  
For Noble Gases:  $\leq 500$  mrems/yr to the total body and  
 $\leq 3000$  mrems/yr to the skin, and  
For Iodine-131, Iodine-133, Tritium, and all radionuclides in particulate form with half-lives greater than 8 days:  
 $\leq 1500$  mrems/yr to any organ.
- \*B. The air dose due to noble gases released in gaseous effluents from each unit, to areas at and beyond the SITE BOUNDARY shall be limited to the following:  
During any calendar quarter, to  $\leq 5$  mrads for gamma radiation, and  
 $\leq 10$  mrads for beta radiation and,  
during any calendar year, to  $\leq 10$  mrads for gamma radiation and  
 $\leq 20$  mrads for beta radiation.
- \*C. The dose to a MEMBER OF THE PUBLIC from Iodine-131, Iodine-133, Tritium, and all radionuclides in particulate form, with half-lives  $> 8$  Days in gaseous effluents released, from each unit to areas at and beyond the site boundary, shall be limited to the following:  
During any calendar quarter to  $\leq 7.5$  mrem to any organ, and  
During any calendar year to  $\leq 15$  mrem to any organ.
- \* The calculated doses contained in an annual report shall not apply to any ODCM control. The reported values are based on actual release conditions instead of historical conditions that the ODCM control dose calculations are based on. The ODCM control dose limits are therefore included in Item 1 of the report, for information only.



**EFFLUENT AND WASTE DISPOSAL SUPPLEMENTAL INFORMATION (Continued)**

**2. Effluent Concentration Limits(ECL)**

Water: Ten times the 10 CFR Part 20, Appendix B, Table 2, Column 2, except for entrained or dissolved noble gases as described in 1.1.A of this report.

Air: Release concentrations are limited to dose rate limits described in 1.2.A. of this report.

**3. Average Energy of fission and activation gases in gaseous effluents is not applicable.**

**4. Measurements and approximations of total radioactivity**

Where alpha, tritium, and listed nuclides are shown as zero Curies released, this should be interpreted as "no activity was detected on the samples using the ODCM control analyses techniques to achieve required Lower Limit of Detection (LLD) sensitivity for radioactive effluents."

A summary of liquid effluent accounting methods is described in Table 3.1.

A summary of gaseous effluent accounting methods is described in Table 3.2.

**4.1 Estimate of Errors**

| Error Topic          | LIQUID |       | GASEOUS |       |
|----------------------|--------|-------|---------|-------|
|                      | Avg %  | Max % | Avg %   | Max % |
| Release Point Mixing | 2      | 5     | NA      | NA    |
| Sampling             | 1      | 5     | 2       | 5     |
| Sample Preparation   | 1      | 5     | 1       | 5     |
| Sample Analysis      | 3      | 10    | 3       | 10    |
| Release Volume       | 2      | 5     | 4       | 15    |
| Total Percent        | 9      | 30    | 10      | 35    |

The predictability of error for radioactive releases can only be applied to nuclides that are predominant in sample spectrums. Nuclides that are near background relative to the predominant nuclides in a given sample could easily have errors greater than the above listed maximums.

EFFLUENT AND WASTE DISPOSAL SUPPLEMENTAL INFORMATION (Continued)

4. Measurements and Approximations of Total Radioactivity (Cont.)

4.2 Methods of Analyses

**TABLE 3.1**

**RADIOACTIVE LIQUID EFFLUENT SAMPLING AND ANALYSIS**

| Liquid Source         | Sampling Frequency  | Type of Analysis  | Method of Analysis |
|-----------------------|---------------------|---|--------------------|
| Monitor Tank Releases | Each Batch          | Principal Gamma Emitters                                    | p.h.a.             |
|                       | Monthly Composite   | Tritium<br>Gross Alpha                                      | L.S.<br>AIC        |
|                       | Quarterly Composite | Sr-89, Sr-90,<br>& Fe-55                                    | C.S.               |
| Continuous Releases   | Daily Grab Samples  | Principal Gamma Emitters & I-131 for 4/M Composite Analysis | p.h.a.             |
|                       |                     | Dissolved & Entrained Gases One Batch/ Month                | p.h.a.             |
|                       |                     | Tritium Composite Monthly                                   | L.S.               |
|                       |                     | Alpha Composite Monthly                                     | AIC                |
|                       |                     | Sr-89, Sr-90, & Fe-55 Composite Quarterly                   | C.S.               |

- p.h.a. Gamma Spectrum Pulse Height Analysis using Germanium Detectors. All peaks are identified and quantified.
- L.S. Liquid Scintillation Counting
- C.S. Chemical Separation
- AIC Air Ion Chamber
- 4/M Four per Month

EFFLUENT AND WASTE DISPOSAL SUPPLEMENTAL INFORMATION (Continued)

4. Measurements and Approximations of Total Radioactivity (Continued)

4.2 Methods of Analyses(Continued)

**TABLE 3.2**

**RADIOACTIVE GASEOUS WASTE SAMPLING AND ANALYSIS**

| Gaseous Source                | Sampling Frequency  | Type of Analysis                    | Method of Analysis |
|-------------------------------|---------------------|-------------------------------------|--------------------|
| Waste Gas Decay Tank Releases | Each Batch          | Principal Gamma Emitters            | p.h.a.             |
| Containment Purge Releases    | Each Purge          | Principal Gamma Emitters<br>Tritium | p.h.a.<br>L.S.     |
| Plant Vent                    | 4/M                 | Principal Gamma Emitters<br>Tritium | p.h.a.<br>L.S.     |
|                               | Monthly Composite   | Particulate<br>Gross Alpha          | AIC                |
|                               | Quarterly Composite | Particulate<br>Sr-89 & Sr-90        | C.S.               |

p.h.a. Gamma Spectrum Pulse Height Analysis using Germanium Detectors. All peaks are identified and quantified.

L.S. Liquid Scintillation Counting

C.S. Chemical Separation

AIC Air Ion Chamber

4/M Four per Month

FLORIDA POWER & LIGHT COMPANY  
 ST. LUCIE UNITS 1 & 2  
 ANNUAL REPORT  
 JANUARY 1, 2000 THROUGH DECEMBER 31, 2000

EFFLUENT AND WASTE DISPOSAL SUPPLEMENTAL INFORMATION (Continued)

5. Batch Releases

| A. Liquid   | Unit 1  | Unit 2  | Eng. Unit |
|---|---------|---------|-----------|
| 1. Number of batch releases                       | 31      | 31      |           |
| 2. Total time period for batch releases           | 37,052  | 37,052  | minutes   |
| 3. Maximum time period for a batch release        | 20,910  | 20,910  | minutes   |
| 4. Average time period for a batch release        | 1,195   | 1,195   | minutes   |
| 5. Minimum time period for a batch release        | 130     | 130     | minutes   |
| 6. Average dilution stream flow during the period | 987,043 | 987,043 | gpm       |

All liquid releases are summarized in Tables

| B. Gaseous                                 | Unit 1 | Unit 2  | Eng. Unit |
|--|--------|---------|-----------|
| 1. Number of batch releases                | 4      | 110     |           |
| 2. Total time period for batch releases    | 1,374  | 184,590 | minutes   |
| 3. Maximum time period for a batch release | 648    | 175,000 | minutes   |
| 4. Average time period for a batch release | 35     | 1,678   | minutes   |
| 5. Minimum time period for a batch release | 344    | 20      | minutes   |

All gaseous waste releases are summarized in Tables

6. Unplanned Releases

| A. Liquid                     | Unit 1   | Unit 2   | Eng. Unit |
|-------------------------------|----------|----------|-----------|
| 1. Number of releases         | 0        | 0        |           |
| 2. Total activity of releases | 0.00E+00 | 0.00E+00 | Curies    |

| B. Gaseous                    | Unit 1   | Unit 2   | Eng. Unit |
|-------------------------------|----------|----------|-----------|
| 1. Number of releases         | 0        | 1        |           |
| 2. Total activity of releases | 0.00E+00 | 6.17E+00 | Curies    |

C. See Attachment - A for Unit 2 Unplanned Gas Release

1. A description of the event and equipment involved.
2. Cause(s) for the unplanned release.
3. Actions taken to prevent a recurrence.
4. Consequences of the unplanned release.

EFFLUENT AND WASTE DISPOSAL SUPPLEMENTAL INFORMATION (Continued)

7. Assessment of radiation dose from radioactive effluents to MEMBERS OF THE PUBLIC due to their activities inside the SITE BOUNDARY assumes the VISITOR onsite for 6 hours per day for 312 days per year at a distance of 1.6 kilometers in the south east sector. The VISITOR received exposure from each of the two reactors on the site. Historical met data was used to calculate visitor dose for calendar year 2000.

VISITOR DOSE RESULTS FOR CALENDAR YEAR 2000 were:

| <u>NOBLE GAS</u> | <u>DOSE</u><br><u>mrad</u> | <u>Gas Particulate</u><br><u>&amp; Iodine Dose</u> | <u>Dose</u><br><u>mrem</u> |
|------------------|----------------------------|--|----------------------------|
| Gamma Air Dose   | 1.08E-05                   | Bone   | 1.32E-04                   |
| Beta Air Dose    | 1.33E-05                   | Liver  | 1.69E-03                   |
|                  |                            | Thyroid  | 1.71E-03                   |
|                  |                            | Kidney   | 1.69E-03                   |
|                  |                            | Lung   | 1.71E-03                   |
|                  |                            | GI-LLI   | 1.69E-03                   |
|                  |                            | Total Body   | 1.73E-03                   |

8. Offsite Dose Calculation Manual (ODCM) Revision(s):

The ODCM definition for DOSE EQUIVALENT I-131 was revised to change the thyroid dose conversion factors to those of ICRP-30, Supplement to Part 1, Pages 192-212, tables entitled, "Committed Dose Equivalent in Target Organs or Tissues per Intake of Unit Activity (Sv/Bq)." These changes were required by Unit 2 Technical Specification Amendment 105. Unit 1 had already been changed to ICRP-30 in ODCM Revision 21.

9. Solid Waste and Irradiated Fuel Shipments:

No irradiated fuel shipments were made from the site.

Common Solid waste from St. Lucie Units 1 and 2 were shipped jointly. A tabulated summation of these shipments is provided in this report as Table 3.9.

10. Process Control Program (PCP) Revisions:

There were no changes during the reporting interval.

11. Major Changes to Radioactive Liquid, Gaseous and Solid Waste Treatment Systems:

There were no changes during the reporting interval.

FLORIDA POWER & LIGHT COMPANY  
 ST. LUCIE UNIT # 1  
 ANNUAL REPORT  
 JANUARY 1, 2000 THROUGH DECEMBER 31, 2000

TABLE 3.3-1 LIQUID EFFLUENTS - SUMMATION OF ALL RELEASES

|  | UNIT   | QTR#1    | QTR#2    |
|--|--------|----------|----------|
| A. Fission and Activation Products                           |        |          |          |
| 1. Total Release - (Not including Tritium, Gases, and Alpha) | Ci     | 7.29E-03 | 1.52E-02 |
| 2. Average Diluted Concentration During Period               | uCi/ml | 1.43E-11 | 3.49E-11 |
| B. Tritium   |        |          |          |
| 1. Total Release   | Ci     | 1.29E+02 | 1.01E+02 |
| 2. Average Diluted Concentration During Period               | uCi/ml | 2.53E-07 | 2.33E-07 |
| C. Dissolved and Entrained Gases                             |        |          |          |
| 1. Total Release   | Ci     | 1.84E-02 | 1.85E-02 |
| 2. Average Diluted Concentration During Period               | uCi/ml | 3.61E-11 | 4.26E-11 |
| D. Gross Alpha Radioactivity                                 |        |          |          |
| 1. Total Release   | Ci     | 9.51E-06 | 0.00E+00 |
| E. Volume of Waste Released (Prior to Dilution)              |        |          |          |
|  | Liters | 7.50E+05 | 1.04E+06 |
| F. Volume of Dilution Water Used During Period               |        |          |          |
|  | Liters | 5.09E+11 | 4.35E+11 |

FLORIDA POWER & LIGHT COMPANY  
 ST. LUCIE UNIT # 1  
 ANNUAL REPORT  
 JANUARY 1, 2000 THROUGH DECEMBER 31, 2000

TABLE 3.3-1 LIQUID EFFLUENTS - SUMMATION OF ALL RELEASES(Continued)

|  | UNIT   | QTR#3    | QTR#4    |
|--|--------|----------|----------|
| A. Fission and Activation Products                           |        |          |          |
| 1. Total Release - (Not including Tritium, Gases, and Alpha) | Ci     | 9.85E-03 | 5.39E-03 |
| 2. Average Diluted Concentration During Period               | uCi/ml | 1.93E-11 | 1.05E-11 |
| B. Tritium   |        |          |          |
| 1. Total Release   | Ci     | 4.42E+01 | 4.40E+01 |
| 2. Average Diluted Concentration During Period               | uCi/ml | 8.65E-08 | 8.54E-08 |
| C. Dissolved and Entrained Gases                             |        |          |          |
| 1. Total Release   | Ci     | 1.46E-03 | 8.10E-03 |
| 2. Average Diluted Concentration During Period               | uCi/ml | 2.86E-12 | 1.57E-11 |
| D. Gross Alpha Radioactivity                                 |        |          |          |
| 1. Total Release   | Ci     | 0.00E+00 | 0.00E+00 |
| E. Volume of Waste Released (Prior to Dilution)              |        |          |          |
|  | Liters | 3.32E+07 | 5.54E+05 |
| F. Volume of Dilution Water Used During Period               |        |          |          |
|  | Liters | 5.11E+11 | 5.14E+11 |

(a) - Denotes this value includes 3.27E+07 Liters from three settling pond releases from the Site(for Hurricane preparations).

FLORIDA POWER & LIGHT COMPANY  
 ST. LUCIE UNIT # 2  
 ANNUAL REPORT  
 JANUARY 1, 2000 THROUGH DECEMBER 31, 2000

TABLE 3.3-2 LIQUID EFFLUENTS - SUMMATION OF ALL RELEASES

|  | UNIT   | QTR#1    | QTR#2    |
|--|--------|----------|----------|
| A. Fission and Activation Products                           |        |          |          |
| 1. Total Release - (Not including Tritium, Gases, and Alpha) | Ci     | 7.29E-03 | 1.52E-02 |
| 2. Average Diluted Concentration During Period               | uCi/ml | 1.43E-11 | 3.49E-11 |
| B. Tritium   |        |          |          |
| 1. Total Release   | Ci     | 1.29E+02 | 1.01E+02 |
| 2. Average Diluted Concentration During Period               | uCi/ml | 2.53E-07 | 2.33E-07 |
| C. Dissolved and Entrained Gases                             |        |          |          |
| 1. Total Release   | Ci     | 1.84E-02 | 1.85E-02 |
| 2. Average Diluted Concentration During Period               | uCi/ml | 3.61E-11 | 4.26E-11 |
| D. Gross Alpha Radioactivity                                 |        |          |          |
| 1. Total Release   | Ci     | 9.51E-06 | 0.00E+00 |
| E. Volume of Waste Released (Prior to Dilution)              |        |          |          |
|  | Liters | 7.50E+05 | 1.04E+06 |
| F. Volume of Dilution Water Used During Period               |        |          |          |
|  | Liters | 5.09E+11 | 4.35E+11 |



FLORIDA POWER & LIGHT COMPANY  
 ST. LUCIE UNIT # 2  
 ANNUAL REPORT  
 JANUARY 1, 2000 THROUGH DECEMBER 31, 2000

TABLE 3.3-2 LIQUID EFFLUENTS - SUMMATION OF ALL RELEASES(Continued)

|  | UNIT   | QTR#3    | QTR#4    |
|--|--------|----------|----------|
| <b>A. Fission and Activation Products</b>                    |        |          |          |
| 1. Total Release - (Not including Tritium, Gases, and Alpha) | Ci     | 9.85E-03 | 5.39E-03 |
| 2. Average Diluted Concentration During Period               | uCi/ml | 1.93E-11 | 1.05E-11 |
| <b>B. Tritium</b>  |        |          |          |
| 1. Total Release   | Ci     | 4.42E+01 | 4.40E+01 |
| 2. Average Diluted Concentration During Period               | uCi/ml | 8.65E-08 | 8.54E-08 |
| <b>C. Dissolved and Entrained Gases</b>                      |        |          |          |
| 1. Total Release   | Ci     | 1.46E-03 | 8.10E-03 |
| 2. Average Diluted Concentration During Period               | uCi/ml | 2.86E-12 | 1.57E-11 |
| <b>D. Gross Alpha Radioactivity</b>                          |        |          |          |
| 1. Total Release   | Ci     | 0.00E+00 | 0.00E+00 |
| <b>E. Volume of Waste Released (Prior to Dilution)</b>       |        |          |          |
|  |        | (a)      |          |
|  | Liters | 3.32E+07 | 5.54E+05 |
| <b>F. Volume of Dilution Water Used During Period</b>        |        |          |          |
|  | Liters | 5.11E+11 | 5.14E+11 |

(a) - Denotes this value includes 3.27E+07 Liters from three settling pond releases from the Site(for Hurricane preparations).

FLORIDA POWER & LIGHT COMPANY  
 ST. LUCIE UNIT # 1  
 ANNUAL REPORT  
 JANUARY 1, 2000 THROUGH DECEMBER 31, 2000

TABLE 3.4-1 LIQUID EFFLUENTS

| NUCLIDES<br>RELEASED | UNIT | Continuous Mode |          | Batch Mode |          |
|----------------------|------|-----------------|----------|------------|----------|
|                      |      | QTR#1           | QTR#2    | QTR#1      | QTR#2    |
| Na-24                | Ci   | 0.00E 00        | 0.00E 00 | 0.00E+00   | 0.00E+00 |
| Cr-51                | Ci   | 0.00E 00        | 0.00E 00 | 2.03E-04   | 1.42E-03 |
| Mn-54                | Ci   | 0.00E 00        | 0.00E 00 | 1.14E-04   | 1.64E-04 |
| Fe-55                | Ci   | 0.00E 00        | 0.00E 00 | 1.06E-03   | 3.70E-03 |
| Mn-56                | Ci   | 0.00E 00        | 0.00E 00 | 0.00E+00   | 0.00E+00 |
| Co-57                | Ci   | 0.00E 00        | 0.00E 00 | 7.85E-06   | 1.78E-05 |
| Co-58                | Ci   | 0.00E 00        | 0.00E 00 | 6.40E-04   | 2.21E-03 |
| Fe-59                | Ci   | 0.00E 00        | 0.00E 00 | 0.00E+00   | 1.96E-04 |
| Co-60                | Ci   | 0.00E 00        | 0.00E 00 | 1.93E-03   | 1.67E-03 |
| Zn-65                | Ci   | 0.00E 00        | 0.00E 00 | 0.00E+00   | 0.00E+00 |
| Ni-65                | Ci   | 0.00E 00        | 0.00E 00 | 0.00E+00   | 0.00E+00 |
| Br-82                | Ci   | 0.00E 00        | 0.00E 00 | 8.25E-07   | 0.00E+00 |
| Rb-88                | Ci   | 0.00E 00        | 0.00E 00 | 0.00E+00   | 0.00E+00 |
| Sr-89                | Ci   | 0.00E 00        | 0.00E 00 | 3.60E-06   | 3.85E-04 |
| Sr-90                | Ci   | 0.00E 00        | 0.00E 00 | 1.50E-07   | 5.22E-07 |
| Y-90                 | Ci   | 0.00E 00        | 0.00E 00 | 1.50E-07   | 5.22E-07 |
| Sr-91                | Ci   | 0.00E 00        | 0.00E 00 | 4.93E-05   | 5.85E-06 |
| Sr-92                | Ci   | 0.00E 00        | 0.00E 00 | 2.49E-04   | 1.33E-04 |
| Y-92                 | Ci   | 0.00E 00        | 0.00E 00 | 0.00E+00   | 0.00E+00 |
| Zr-95                | Ci   | 0.00E 00        | 0.00E 00 | 4.69E-05   | 1.10E-04 |
| Nb-95                | Ci   | 0.00E 00        | 0.00E 00 | 2.85E-04   | 2.79E-04 |
| Zr-97                | Ci   | 0.00E 00        | 0.00E 00 | 0.00E+00   | 0.00E+00 |
| Nb-97                | Ci   | 0.00E 00        | 0.00E 00 | 1.26E-05   | 1.14E-05 |
| Tc-99m               | Ci   | 0.00E 00        | 0.00E 00 | 1.68E-06   | 0.00E+00 |
| Mo-99                | Ci   | 0.00E 00        | 0.00E 00 | 6.15E-05   | 8.69E-05 |
| Ru-103               | Ci   | 0.00E 00        | 0.00E 00 | 0.00E+00   | 0.00E+00 |
| Ag-110               | Ci   | 0.00E 00        | 0.00E 00 | 1.18E-03   | 1.03E-03 |
| Sn-113               | Ci   | 0.00E 00        | 0.00E 00 | 3.40E-06   | 2.38E-05 |
| Sb-122               | Ci   | 0.00E 00        | 0.00E 00 | 1.77E-05   | 3.72E-05 |
| Sb-124               | Ci   | 0.00E 00        | 0.00E 00 | 0.00E+00   | 5.53E-05 |
| Sb-125               | Ci   | 0.00E 00        | 0.00E 00 | 3.57E-04   | 2.62E-03 |

FLORIDA POWER & LIGHT COMPANY  
 ST. LUCIE UNIT # 1  
 ANNUAL REPORT  
 JANUARY 1, 2000 THROUGH DECEMBER 31, 2000

TABLE 3.4-1 LIQUID EFFLUENTS(Continued)

| NUCLIDES<br>RELEASED | UNIT | Continuous Mode |          | Batch Mode |          |
|----------------------|------|-----------------|----------|------------|----------|
|                      |      | QTR#1           | QTR#2    | QTR#1      | QTR#2    |
| Te-129               | Ci   | 0.00E 00        | 0.00E 00 | 3.22E-04   | 3.73E-04 |
| Te-129m              | Ci   | 0.00E 00        | 0.00E 00 | 0.00E+00   | 2.24E-04 |
| I-130                | Ci   | 0.00E+00        | 0.00E+00 | 4.29E-05   | 6.60E-06 |
| I-131                | Ci   | 0.00E 00        | 0.00E 00 | 1.48E-05   | 2.97E-05 |
| Te-132               | Ci   | 0.00E 00        | 0.00E 00 | 0.00E+00   | 0.00E+00 |
| I-132                | Ci   | 0.00E 00        | 0.00E 00 | 0.00E+00   | 0.00E+00 |
| I-133                | Ci   | 0.00E 00        | 0.00E 00 | 1.61E-05   | 2.86E-05 |
| I-134                | Ci   | 0.00E 00        | 0.00E 00 | 0.00E+00   | 0.00E+00 |
| Cs-134               | Ci   | 0.00E 00        | 0.00E 00 | 3.01E-04   | 8.58E-05 |
| I-135                | Ci   | 0.00E 00        | 0.00E 00 | 0.00E+00   | 2.27E-05 |
| Cs-136               | Ci   | 0.00E 00        | 0.00E 00 | 0.00E+00   | 0.00E+00 |
| Cs-137               | Ci   | 0.00E 00        | 0.00E 00 | 3.70E-04   | 1.73E-04 |
| Cs-138               | Ci   | 0.00E 00        | 0.00E 00 | 0.00E+00   | 0.00E+00 |
| Ba-140               | Ci   | 0.00E 00        | 0.00E 00 | 0.00E+00   | 0.00E+00 |
| La-140               | Ci   | 0.00E 00        | 0.00E 00 | 0.00E+00   | 1.87E-05 |
| Ce-141               | Ci   | 0.00E 00        | 0.00E 00 | 0.00E+00   | 0.00E+00 |
| Ce-144               | Ci   | 0.00E 00        | 0.00E 00 | 0.00E+00   | 3.70E-05 |
| Pr-144               | Ci   | 0.00E 00        | 0.00E 00 | 0.00E+00   | 0.00E+00 |
| W-187                | Ci   | 0.00E 00        | 0.00E 00 | 0.00E+00   | 1.15E-05 |
| Np-239               | Ci   | 0.00E 00        | 0.00E 00 | 0.00E+00   | 0.00E+00 |
| TOTAL FOR<br>PERIOD  | Ci   | 0.00E+00        | 0.00E+00 | 7.29E-03   | 1.52E-02 |
| Ar-41                | Ci   | 0.00E 00        | 0.00E 00 | 0.00E+00   | 0.00E+00 |
| Kr-85m               | Ci   | 0.00E 00        | 0.00E 00 | 0.00E+00   | 0.00E+00 |
| Kr-85                | Ci   | 0.00E 00        | 0.00E 00 | 6.76E-03   | 2.15E-03 |
| Kr-87                | Ci   | 0.00E 00        | 0.00E 00 | 0.00E+00   | 0.00E+00 |
| Kr-88                | Ci   | 0.00E 00        | 0.00E 00 | 5.15E-06   | 0.00E+00 |
| Xe-131m              | Ci   | 0.00E 00        | 0.00E 00 | 7.54E-04   | 8.71E-04 |
| Xe-133m              | Ci   | 0.00E 00        | 0.00E 00 | 1.68E-05   | 2.87E-04 |
| Xe-133               | Ci   | 0.00E 00        | 0.00E 00 | 1.08E-02   | 1.51E-02 |
| Xe-135m              | Ci   | 0.00E 00        | 0.00E 00 | 4.20E-05   | 1.96E-05 |
| Xe-135               | Ci   | 0.00E 00        | 0.00E 00 | 0.00E+00   | 4.41E-05 |

FLORIDA POWER & LIGHT COMPANY  
 ST. LUCIE UNIT # 1  
 ANNUAL REPORT  
 JANUARY 1, 2000 THROUGH DECEMBER 31, 2000

TABLE 3.4-1 LIQUID EFFLUENTS(Continued)

| NUCLIDES<br>RELEASED | UNIT | Continuous Mode |          | Batch Mode |          |
|----------------------|------|-----------------|----------|------------|----------|
|                      |      | QTR#3           | QTR#4    | QTR#3      | QTR#4    |
| Na-24                | Ci   | 0.00E 00        | 0.00E 00 | 0.00E 00   | 0.00E+00 |
| Cr-51                | Ci   | 0.00E 00        | 0.00E 00 | 1.33E-04   | 0.00E+00 |
| Mn-54                | Ci   | 0.00E 00        | 0.00E 00 | 6.15E-05   | 7.48E-05 |
| Fe-55                | Ci   | 0.00E 00        | 0.00E 00 | 5.43E-03   | 1.72E-03 |
| Mn-56                | Ci   | 0.00E 00        | 0.00E 00 | 0.00E 00   | 0.00E+00 |
| Co-57                | Ci   | 0.00E 00        | 0.00E 00 | 0.00E 00   | 0.00E+00 |
| Co-58                | Ci   | 0.00E 00        | 0.00E 00 | 9.05E-04   | 1.60E-04 |
| Fe-59                | Ci   | 0.00E 00        | 0.00E 00 | 0.00E 00   | 0.00E+00 |
| Co-60                | Ci   | 0.00E 00        | 0.00E 00 | 5.19E-04   | 2.65E-03 |
| Zn-65                | Ci   | 0.00E 00        | 0.00E 00 | 0.00E 00   | 0.00E+00 |
| Ni-65                | Ci   | 0.00E 00        | 0.00E 00 | 0.00E 00   | 0.00E+00 |
| Br-82                | Ci   | 0.00E 00        | 0.00E 00 | 0.00E 00   | 1.03E-05 |
| Rb-88                | Ci   | 0.00E 00        | 0.00E 00 | 0.00E 00   | 0.00E+00 |
| Sr-89                | Ci   | 0.00E 00        | 0.00E 00 | 3.32E-04   | 3.55E-05 |
| Sr-90                | Ci   | 0.00E 00        | 0.00E 00 | 1.98E-05   | 0.00E+00 |
| Y-90                 | Ci   | 0.00E 00        | 0.00E 00 | 1.98E-05   | 0.00E+00 |
| Sr-91                | Ci   | 0.00E 00        | 0.00E 00 | 0.00E 00   | 0.00E+00 |
| Sr-92                | Ci   | 0.00E 00        | 0.00E 00 | 3.36E-05   | 5.69E-05 |
| Y-92                 | Ci   | 0.00E 00        | 0.00E 00 | 0.00E 00   | 0.00E+00 |
| Zr-95                | Ci   | 0.00E 00        | 0.00E 00 | 6.30E-06   | 0.00E+00 |
| Nb-95                | Ci   | 0.00E 00        | 0.00E 00 | 2.24E-05   | 0.00E+00 |
| Zr-97                | Ci   | 0.00E 00        | 0.00E 00 | 0.00E 00   | 0.00E+00 |
| Nb-97                | Ci   | 0.00E 00        | 0.00E 00 | 2.10E-05   | 2.33E-05 |
| Tc-99m               | Ci   | 0.00E 00        | 0.00E 00 | 0.00E 00   | 0.00E+00 |
| Mo-99                | Ci   | 0.00E 00        | 0.00E 00 | 0.00E 00   | 0.00E+00 |
| Ru-103               | Ci   | 0.00E 00        | 0.00E 00 | 0.00E 00   | 0.00E+00 |
| Ag-110               | Ci   | 0.00E 00        | 0.00E 00 | 8.99E-05   | 2.56E-04 |
| Sn-113               | Ci   | 0.00E 00        | 0.00E 00 | 1.13E-06   | 4.56E-06 |
| Sb-122               | Ci   | 0.00E 00        | 0.00E 00 | 1.01E-05   | 0.00E+00 |
| Sb-124               | Ci   | 0.00E 00        | 0.00E 00 | 1.67E-04   | 0.00E+00 |
| Sb-125               | Ci   | 0.00E 00        | 0.00E 00 | 1.97E-03   | 2.85E-04 |

FLORIDA POWER & LIGHT COMPANY  
ST. LUCIE UNIT # 1  
ANNUAL REPORT  
JANUARY 1, 2000 THROUGH DECEMBER 31, 2000

TABLE 3.4-1 LIQUID EFFLUENTS (continued)

| NUCLIDES<br>RELEASED | UNIT | Continuous Mode |          | Batch Mode |          |
|----------------------|------|-----------------|----------|------------|----------|
|                      |      | QTR#3           | QTR#4    | QTR#3      | QTR#4    |
| Te-129               | Ci   | 0.00E 00        | 0.00E 00 | 0.00E 00   | 0.00E+00 |
| Te-129m              | Ci   | 0.00E 00        | 0.00E 00 | 0.00E 00   | 0.00E+00 |
| I-130                | Ci   | 0.00E 00        | 0.00E 00 | 0.00E 00   | 0.00E+00 |
| I-131                | Ci   | 0.00E 00        | 0.00E 00 | 5.77E-06   | 1.14E-05 |
| Te-132               | Ci   | 0.00E 00        | 0.00E 00 | 0.00E 00   | 0.00E+00 |
| I-132                | Ci   | 0.00E 00        | 0.00E 00 | 0.00E 00   | 0.00E+00 |
| I-133                | Ci   | 0.00E 00        | 0.00E 00 | 1.67E-06   | 6.29E-06 |
| I-134                | Ci   | 0.00E 00        | 0.00E 00 | 0.00E 00   | 0.00E+00 |
| Cs-134               | Ci   | 0.00E 00        | 0.00E 00 | 9.37E-06   | 3.47E-05 |
| I-135                | Ci   | 0.00E 00        | 0.00E 00 | 0.00E 00   | 0.00E+00 |
| Cs-136               | Ci   | 0.00E 00        | 0.00E 00 | 0.00E 00   | 0.00E+00 |
| Cs-137               | Ci   | 0.00E 00        | 0.00E 00 | 7.08E-05   | 6.64E-05 |
| Cs-138               | Ci   | 0.00E 00        | 0.00E 00 | 0.00E 00   | 0.00E+00 |
| Ba-140               | Ci   | 0.00E 00        | 0.00E 00 | 0.00E 00   | 0.00E+00 |
| La-140               | Ci   | 0.00E 00        | 0.00E 00 | 0.00E 00   | 0.00E+00 |
| Ce-141               | Ci   | 0.00E 00        | 0.00E 00 | 0.00E 00   | 0.00E+00 |
| Ce-144               | Ci   | 0.00E 00        | 0.00E 00 | 0.00E 00   | 0.00E+00 |
| Pr-144               | Ci   | 0.00E 00        | 0.00E 00 | 0.00E 00   | 0.00E+00 |
| W-187                | Ci   | 0.00E 00        | 0.00E 00 | 1.61E-05   | 0.00E+00 |
| Np-239               | Ci   | 0.00E 00        | 0.00E 00 | 0.00E 00   | 0.00E+00 |
| TOTAL FOR<br>PERIOD  | Ci   | 0.00E+00        | 0.00E+00 | 9.85E-03   | 5.39E-03 |
| Ar-41                | Ci   | 0.00E 00        | 0.00E 00 | 0.00E 00   | 0.00E+00 |
| Kr-85m               | Ci   | 0.00E 00        | 0.00E 00 | 0.00E 00   | 0.00E+00 |
| Kr-85                | Ci   | 0.00E 00        | 0.00E 00 | 0.00E 00   | 7.99E-03 |
| Kr-87                | Ci   | 0.00E 00        | 0.00E 00 | 0.00E 00   | 0.00E+00 |
| Kr-88                | Ci   | 0.00E 00        | 0.00E 00 | 0.00E 00   | 0.00E+00 |
| Xe-131m              | Ci   | 0.00E 00        | 0.00E 00 | 1.41E-04   | 0.00E+00 |
| Xe-133m              | Ci   | 0.00E 00        | 0.00E 00 | 6.60E-05   | 0.00E+00 |
| Xe-133               | Ci   | 0.00E 00        | 0.00E 00 | 1.20E-03   | 6.99E-05 |
| Xe-135m              | Ci   | 0.00E 00        | 0.00E 00 | 0.00E 00   | 4.11E-05 |
| Xe-135               | Ci   | 0.00E 00        | 0.00E 00 | 5.44E-05   | 0.00E+00 |
| Xe-138               | Ci   | 0.00E 00        | 0.00E 00 | 0.00E 00   | 0.00E+00 |

FLORIDA POWER & LIGHT COMPANY  
 ST. LUCIE UNIT # 2  
 ANNUAL REPORT  
 JANUARY 1, 2000 THROUGH DECEMBER 31, 2000

TABLE 3.4-2 LIQUID EFFLUENTS

| NUCLIDES<br>RELEASED | UNIT | Continuous Mode |          | Batch Mode |          |
|----------------------|------|-----------------|----------|------------|----------|
|                      |      | QTR#1           | QTR#2    | QTR#1      | QTR#2    |
| Na-24                | Ci   | 0.00E 00        | 0.00E 00 | 0.00E+00   | 0.00E+00 |
| Cr-51                | Ci   | 0.00E 00        | 0.00E 00 | 2.03E-04   | 1.42E-03 |
| Mn-54                | Ci   | 0.00E 00        | 0.00E 00 | 1.14E-04   | 1.64E-04 |
| Fe-55                | Ci   | 0.00E 00        | 0.00E 00 | 1.06E-03   | 3.70E-03 |
| Mn-56                | Ci   | 0.00E 00        | 0.00E 00 | 0.00E+00   | 0.00E+00 |
| Co-57                | Ci   | 0.00E 00        | 0.00E 00 | 7.85E-06   | 1.78E-05 |
| Co-58                | Ci   | 0.00E 00        | 0.00E 00 | 6.40E-04   | 2.21E-03 |
| Fe-59                | Ci   | 0.00E 00        | 0.00E 00 | 0.00E+00   | 1.96E-04 |
| Co-60                | Ci   | 0.00E 00        | 0.00E 00 | 1.93E-03   | 1.67E-03 |
| Zn-65                | Ci   | 0.00E 00        | 0.00E 00 | 0.00E+00   | 0.00E+00 |
| Ni-65                | Ci   | 0.00E 00        | 0.00E 00 | 0.00E+00   | 0.00E+00 |
| Br-82                | Ci   | 0.00E 00        | 0.00E 00 | 8.25E-07   | 0.00E+00 |
| Rb-88                | Ci   | 0.00E 00        | 0.00E 00 | 0.00E+00   | 0.00E+00 |
| Sr-89                | Ci   | 0.00E 00        | 0.00E 00 | 3.60E-06   | 3.85E-04 |
| Sr-90                | Ci   | 0.00E 00        | 0.00E 00 | 1.50E-07   | 5.22E-07 |
| Y-90                 | Ci   | 0.00E 00        | 0.00E 00 | 1.50E-07   | 5.22E-07 |
| Sr-91                | Ci   | 0.00E 00        | 0.00E 00 | 4.93E-05   | 5.85E-06 |
| Sr-92                | Ci   | 0.00E 00        | 0.00E 00 | 2.49E-04   | 1.33E-04 |
| Y-92                 | Ci   | 0.00E 00        | 0.00E 00 | 0.00E+00   | 0.00E+00 |
| Zr-95                | Ci   | 0.00E 00        | 0.00E 00 | 4.69E-05   | 1.10E-04 |
| Nb-95                | Ci   | 0.00E 00        | 0.00E 00 | 2.85E-04   | 2.79E-04 |
| Zr-97                | Ci   | 0.00E 00        | 0.00E 00 | 0.00E+00   | 0.00E+00 |
| Nb-97                | Ci   | 0.00E 00        | 0.00E 00 | 1.26E-05   | 1.14E-05 |
| Tc-99m               | Ci   | 0.00E 00        | 0.00E 00 | 1.68E-06   | 0.00E+00 |
| Mo-99                | Ci   | 0.00E 00        | 0.00E 00 | 6.15E-05   | 8.69E-05 |
| Ru-103               | Ci   | 0.00E 00        | 0.00E 00 | 0.00E+00   | 0.00E+00 |
| Ag-110               | Ci   | 0.00E 00        | 0.00E 00 | 1.18E-03   | 1.03E-03 |
| Sn-113               | Ci   | 0.00E 00        | 0.00E 00 | 3.40E-06   | 2.38E-05 |
| Sb-122               | Ci   | 0.00E 00        | 0.00E 00 | 1.77E-05   | 3.72E-05 |
| Sb-124               | Ci   | 0.00E 00        | 0.00E 00 | 0.00E+00   | 5.53E-05 |
| Sb-125               | Ci   | 0.00E 00        | 0.00E 00 | 3.57E-04   | 2.62E-03 |

FLORIDA POWER & LIGHT COMPANY  
ST. LUCIE UNIT # 2  
ANNUAL REPORT  
JANUARY 1, 2000 THROUGH DECEMBER 31, 2000

TABLE 3.4-2 LIQUID EFFLUENTS(Continued)

| NUCLIDES<br>RELEASED | UNIT | Continuous Mode |          | Batch Mode |          |
|----------------------|------|-----------------|----------|------------|----------|
|                      |      | QTR#1           | QTR#2    | QTR#1      | QTR#2    |
| Te-129               | Ci   | 0.00E 00        | 0.00E 00 | 3.22E-04   | 3.73E-04 |
| Te-129m              | Ci   | 0.00E 00        | 0.00E 00 | 0.00E+00   | 2.24E-04 |
| I-130                | Ci   | 0.00E 00        | 0.00E 00 | 4.29E-05   | 6.60E-06 |
| I-131                | Ci   | 0.00E 00        | 0.00E 00 | 1.48E-05   | 2.97E-05 |
| Te-132               | Ci   | 0.00E 00        | 0.00E 00 | 0.00E+00   | 0.00E+00 |
| I-132                | Ci   | 0.00E 00        | 0.00E 00 | 0.00E+00   | 0.00E+00 |
| I-133                | Ci   | 0.00E 00        | 0.00E 00 | 1.61E-05   | 2.86E-05 |
| I-134                | Ci   | 0.00E 00        | 0.00E 00 | 0.00E+00   | 0.00E+00 |
| Cs-134               | Ci   | 0.00E 00        | 0.00E 00 | 3.01E-04   | 8.58E-05 |
| I-135                | Ci   | 0.00E 00        | 0.00E 00 | 0.00E+00   | 2.27E-05 |
| Cs-136               | Ci   | 0.00E 00        | 0.00E 00 | 0.00E+00   | 0.00E+00 |
| Cs-137               | Ci   | 0.00E 00        | 0.00E 00 | 3.70E-04   | 1.73E-04 |
| Cs-138               | Ci   | 0.00E 00        | 0.00E 00 | 0.00E+00   | 0.00E+00 |
| Ba-140               | Ci   | 0.00E 00        | 0.00E 00 | 0.00E+00   | 0.00E+00 |
| La-140               | Ci   | 0.00E 00        | 0.00E 00 | 0.00E+00   | 1.87E-05 |
| Ce-141               | Ci   | 0.00E 00        | 0.00E 00 | 0.00E+00   | 0.00E+00 |
| Ce-144               | Ci   | 0.00E 00        | 0.00E 00 | 0.00E+00   | 3.70E-05 |
| Pr-144               | Ci   | 0.00E 00        | 0.00E 00 | 0.00E+00   | 0.00E+00 |
| W-187                | Ci   | 0.00E 00        | 0.00E 00 | 0.00E+00   | 1.15E-05 |
| Np-239               | Ci   | 0.00E 00        | 0.00E 00 | 0.00E+00   | 0.00E+00 |
| TOTAL FOR<br>PERIOD  | Ci   | 0.00E+00        | 0.00E+00 | 7.29E-03   | 1.52E-02 |
| Ar-41                | Ci   | 0.00E 00        | 0.00E 00 | 0.00E+00   | 0.00E+00 |
| Kr-85m               | Ci   | 0.00E 00        | 0.00E 00 | 0.00E+00   | 0.00E+00 |
| Kr-85                | Ci   | 0.00E 00        | 0.00E 00 | 6.76E-03   | 2.15E-03 |
| Kr-87                | Ci   | 0.00E 00        | 0.00E 00 | 0.00E+00   | 0.00E+00 |
| Kr-88                | Ci   | 0.00E 00        | 0.00E 00 | 5.15E-06   | 0.00E+00 |
| Xe-131m              | Ci   | 0.00E 00        | 0.00E 00 | 7.54E-04   | 8.71E-04 |
| Xe-133m              | Ci   | 0.00E 00        | 0.00E 00 | 1.68E-05   | 2.87E-04 |
| Xe-133               | Ci   | 0.00E 00        | 0.00E 00 | 1.08E-02   | 1.51E-02 |
| Xe-135m              | Ci   | 0.00E 00        | 0.00E 00 | 4.20E-05   | 1.96E-05 |
| Xe-135               | Ci   | 0.00E 00        | 0.00E 00 | 0.00E+00   | 4.41E-05 |

FLORIDA POWER & LIGHT COMPANY  
ST. LUCIE UNIT # 2  
ANNUAL REPORT  
JANUARY 1, 2000 THROUGH DECEMBER 31, 2000

TABLE 3.4-2 LIQUID EFFLUENTS(Continued)

| NUCLIDES<br>RELEASED | UNIT | Continuous Mode |          | Batch Mode |          |
|----------------------|------|-----------------|----------|------------|----------|
|                      |      | QTR#3           | QTR#4    | QTR#3      | QTR#4    |
| Na-24                | Ci   | 0.00E 00        | 0.00E 00 | 0.00E 00   | 0.00E+00 |
| Cr-51                | Ci   | 0.00E 00        | 0.00E 00 | 1.33E-04   | 0.00E+00 |
| Mn-54                | Ci   | 0.00E 00        | 0.00E 00 | 6.15E-05   | 7.48E-05 |
| Fe-55                | Ci   | 0.00E 00        | 0.00E 00 | 5.43E-03   | 1.72E-03 |
| Mn-56                | Ci   | 0.00E 00        | 0.00E 00 | 0.00E 00   | 0.00E+00 |
| Co-57                | Ci   | 0.00E 00        | 0.00E 00 | 0.00E 00   | 0.00E+00 |
| Co-58                | Ci   | 0.00E 00        | 0.00E 00 | 9.05E-04   | 1.60E-04 |
| Fe-59                | Ci   | 0.00E 00        | 0.00E 00 | 0.00E 00   | 0.00E+00 |
| Co-60                | Ci   | 0.00E 00        | 0.00E 00 | 5.19E-04   | 2.65E-03 |
| Zn-65                | Ci   | 0.00E 00        | 0.00E 00 | 0.00E 00   | 0.00E+00 |
| Ni-65                | Ci   | 0.00E 00        | 0.00E 00 | 0.00E 00   | 0.00E+00 |
| Br-82                | Ci   | 0.00E 00        | 0.00E 00 | 0.00E 00   | 1.03E-05 |
| Rb-88                | Ci   | 0.00E 00        | 0.00E 00 | 0.00E 00   | 0.00E+00 |
| Sr-89                | Ci   | 0.00E 00        | 0.00E 00 | 3.32E-04   | 3.55E-05 |
| Sr-90                | Ci   | 0.00E 00        | 0.00E 00 | 1.98E-05   | 0.00E+00 |
| Y-90                 | Ci   | 0.00E 00        | 0.00E 00 | 1.98E-05   | 0.00E+00 |
| Sr-91                | Ci   | 0.00E 00        | 0.00E 00 | 0.00E 00   | 0.00E+00 |
| Sr-92                | Ci   | 0.00E 00        | 0.00E 00 | 3.36E-05   | 5.69E-05 |
| Y-92                 | Ci   | 0.00E 00        | 0.00E 00 | 0.00E 00   | 0.00E+00 |
| Zr-95                | Ci   | 0.00E 00        | 0.00E 00 | 6.30E-06   | 0.00E+00 |
| Nb-95                | Ci   | 0.00E 00        | 0.00E 00 | 2.24E-05   | 0.00E+00 |
| Zr-97                | Ci   | 0.00E 00        | 0.00E 00 | 0.00E 00   | 0.00E+00 |
| Nb-97                | Ci   | 0.00E 00        | 0.00E 00 | 2.10E-05   | 2.33E-05 |
| Tc-99m               | Ci   | 0.00E 00        | 0.00E 00 | 0.00E 00   | 0.00E+00 |
| Mo-99                | Ci   | 0.00E 00        | 0.00E 00 | 0.00E 00   | 0.00E+00 |
| Ru-103               | Ci   | 0.00E 00        | 0.00E 00 | 0.00E 00   | 0.00E+00 |
| Ag-110               | Ci   | 0.00E 00        | 0.00E 00 | 8.99E-05   | 2.56E-04 |
| Sn-113               | Ci   | 0.00E 00        | 0.00E 00 | 1.13E-06   | 4.56E-06 |
| Sb-122               | Ci   | 0.00E 00        | 0.00E 00 | 1.01E-05   | 0.00E+00 |
| Sb-124               | Ci   | 0.00E 00        | 0.00E 00 | 1.67E-04   | 0.00E+00 |
| Sb-125               | Ci   | 0.00E 00        | 0.00E 00 | 1.97E-03   | 2.85E-04 |



FLORIDA POWER & LIGHT COMPANY  
ST. LUCIE UNIT # 2  
ANNUAL REPORT  
JANUARY 1, 2000 THROUGH DECEMBER 31, 2000

TABLE 3.4-2 LIQUID EFFLUENTS(Continued)

| NUCLIDES<br>RELEASED | UNIT | Continuous Mode |          | Batch Mode |          |
|----------------------|------|-----------------|----------|------------|----------|
|                      |      | QTR#3           | QTR#4    | QTR#3      | QTR#4    |
| Te-129               | Ci   | 0.00E 00        | 0.00E 00 | 0.00E 00   | 0.00E+00 |
| Te-129m              | Ci   | 0.00E 00        | 0.00E 00 | 0.00E 00   | 0.00E+00 |
| I-130                | Ci   | 0.00E 00        | 0.00E 00 | 0.00E 00   | 0.00E+00 |
| I-131                | Ci   | 0.00E 00        | 0.00E 00 | 5.77E-06   | 1.14E-05 |
| Te-132               | Ci   | 0.00E 00        | 0.00E 00 | 0.00E 00   | 0.00E+00 |
| I-132                | Ci   | 0.00E 00        | 0.00E 00 | 0.00E 00   | 0.00E+00 |
| I-133                | Ci   | 0.00E 00        | 0.00E 00 | 1.67E-06   | 6.29E-06 |
| I-134                | Ci   | 0.00E 00        | 0.00E 00 | 0.00E 00   | 0.00E+00 |
| Cs-134               | Ci   | 0.00E 00        | 0.00E 00 | 9.37E-06   | 3.47E-05 |
| I-135                | Ci   | 0.00E 00        | 0.00E 00 | 0.00E 00   | 0.00E+00 |
| Cs-136               | Ci   | 0.00E 00        | 0.00E 00 | 0.00E 00   | 0.00E+00 |
| Cs-137               | Ci   | 0.00E 00        | 0.00E 00 | 7.08E-05   | 6.64E-05 |
| Cs-138               | Ci   | 0.00E 00        | 0.00E 00 | 0.00E 00   | 0.00E+00 |
| Ba-140               | Ci   | 0.00E 00        | 0.00E 00 | 0.00E 00   | 0.00E+00 |
| La-140               | Ci   | 0.00E 00        | 0.00E 00 | 0.00E 00   | 0.00E+00 |
| Ce-141               | Ci   | 0.00E 00        | 0.00E 00 | 0.00E 00   | 0.00E+00 |
| Ce-144               | Ci   | 0.00E 00        | 0.00E 00 | 0.00E 00   | 0.00E+00 |
| Pr-144               | Ci   | 0.00E 00        | 0.00E 00 | 0.00E 00   | 0.00E+00 |
| W-187                | Ci   | 0.00E 00        | 0.00E 00 | 1.61E-05   | 0.00E+00 |
| Np-239               | Ci   | 0.00E 00        | 0.00E 00 | 0.00E 00   | 0.00E+00 |
| TOTAL FOR<br>PERIOD  | Ci   | 0.00E+00        | 0.00E+00 | 9.85E-03   | 5.39E-03 |
| Ar-41                | Ci   | 0.00E 00        | 0.00E 00 | 0.00E 00   | 0.00E+00 |
| Kr-85m               | Ci   | 0.00E 00        | 0.00E 00 | 0.00E 00   | 0.00E+00 |
| Kr-85                | Ci   | 0.00E 00        | 0.00E 00 | 0.00E 00   | 7.99E-03 |
| Kr-87                | Ci   | 0.00E 00        | 0.00E 00 | 0.00E 00   | 0.00E+00 |
| Kr-88                | Ci   | 0.00E 00        | 0.00E 00 | 0.00E 00   | 0.00E+00 |
| Xe-131m              | Ci   | 0.00E 00        | 0.00E 00 | 1.41E-04   | 0.00E+00 |
| Xe-133m              | Ci   | 0.00E 00        | 0.00E 00 | 6.60E-05   | 0.00E+00 |
| Xe-133               | Ci   | 0.00E 00        | 0.00E 00 | 1.20E-03   | 6.99E-05 |
| Xe-135m              | Ci   | 0.00E 00        | 0.00E 00 | 0.00E 00   | 4.11E-05 |
| Xe-135               | Ci   | 0.00E 00        | 0.00E 00 | 5.44E-05   | 0.00E+00 |
| Xe-138               | Ci   | 0.00E 00        | 0.00E 00 | 0.00E 00   | 0.00E+00 |

FLORIDA POWER & LIGHT COMPANY  
ST. LUCIE UNIT # 1  
ANNUAL REPORT  
JANUARY 1, 2000 THROUGH DECEMBER 31, 2000

TABLE 3.5-1  
LIQUID EFFLUENTS - DOSE SUMMATION

AGE GROUP: ADULT

LOCATION: ANY ADULT

FISH AND SHELLFISH

| <u>ORGAN</u> | <u>DOSE<br/>mrem</u> |
|--------------|----------------------|
| Bone         | 1.31E-02             |
| Liver        | 5.93E-02             |
| Thyroid      | 1.15E-03             |
| Kidney       | 1.20E-03             |
| Lung         | 6.89E-02             |
| GI-LLI       | 4.99E-02             |
| Total Body   | 1.67E-02             |

FLORIDA POWER & LIGHT COMPANY  
ST. LUCIE UNIT # 2  
ANNUAL REPORT  
JANUARY 1, 2000 THROUGH DECEMBER 31, 2000

TABLE 3.5-2  
LIQUID EFFLUENTS - DOSE SUMMATION

AGE GROUP: ADULT

LOCATION: ANY ADULT

FISH AND SHELLFISH

| <u>ORGAN</u> | <u>DOSE<br/>mrem</u> |
|--------------|----------------------|
| Bone         | 1.31E-02             |
| Liver        | 5.93E-02             |
| Thyroid      | 1.15E-03             |
| Kidney       | 1.20E-03             |
| Lung         | 6.89E-02             |
| GI-LLI       | 4.99E-02             |
| Total Body   | 1.67E-02             |

FLORIDA POWER & LIGHT COMPANY  
 ST. LUCIE UNIT # 1  
 ANNUAL REPORT  
 JANUARY 1, 2000 THROUGH DECEMBER 31, 2000

TABLE 3.6-1 GASEOUS EFFLUENTS - SUMMATION OF ALL RELEASES

|   | UNIT    | QTR#1    | QTR#2    |
|---|---------|----------|----------|
| A. Fission and Activation Gases         |         |          |          |
| 1. Total Release                        | Ci      | 8.51E-02 | 0.00E+00 |
| 2. Average Release Rate<br>For Period   | uCi/sec | 1.08E-02 | 0.00E+00 |
| B. Iodines                              |         |          |          |
| 1. Total Iodine-131                     | Ci      | 0.00E 00 | 0.00E 00 |
| 2. Average Release Rate<br>For Period   | uCi/sec | 0.00E+00 | 0.00E+00 |
| C. Particulates                         |         |          |          |
| 1. Particulates<br>(Half Life > 8 days) | Ci      | 2.10E-05 | 7.85E-06 |
| 2. Average Release Rate<br>For Period   | uCi/sec | 2.67E-06 | 9.98E-07 |
| 3. Gross Alpha<br>Radioactivity         | Ci      | 1.14E-07 | 5.81E-08 |
| D. Tritium                              |         |          |          |
| 1. Total Release                        | Ci      | 2.37E+01 | 7.87E+00 |
| 2. Average Release Rate<br>For Period   | uCi/sec | 3.02E+00 | 1.00E+00 |

FLORIDA POWER & LIGHT COMPANY  
 ST. LUCIE UNIT # 1  
 ANNUAL REPORT  
 JANUARY 1, 2000 THROUGH DECEMBER 31, 2000

TABLE 3.6-1 GASEOUS EFFLUENTS - SUMMATION OF ALL RELEASES(Continued)

|   | UNIT    | QTR#3    | QTR#4    |
|---|---------|----------|----------|
| <b>A. Fission and Activation Gases</b>  |         |          |          |
| 1. Total Release                        | Ci      | 0.00E+00 | 7.37E-01 |
| 2. Average Release Rate<br>For Period   | uCi/sec | 0.00E+00 | 9.37E-02 |
| <b>B. Iodines</b>                       |         |          |          |
| 1. Total Iodine-131                     | Ci      | 0.00E 00 | 0.00E 00 |
| 2. Average Release Rate<br>For Period   | uCi/sec | 0.00E+00 | 0.00E+00 |
| <b>C. Particulates</b>                  |         |          |          |
| 1. Particulates<br>(Half Life > 8 days) | Ci      | 1.43E-05 | 2.50E-04 |
| 2. Average Release Rate<br>For Period   | uCi/sec | 1.82E-06 | 3.18E-05 |
| 3. Gross Alpha<br>Radioactivity         | Ci      | 2.83E-09 | 0.00E+00 |
| <b>D. Tritium</b>                       |         |          |          |
| 1. Total Release                        | Ci      | 3.34E+01 | 5.46E+01 |
| 2. Average Release Rate<br>For Period   | uCi/sec | 4.24E+00 | 6.95E+00 |

FLORIDA POWER & LIGHT COMPANY  
 ST. LUCIE UNIT # 2  
 ANNUAL REPORT  
 JANUARY 1, 2000 THROUGH DECEMBER 31, 2000

TABLE 3.6-2 GASEOUS EFFLUENTS - SUMMATION OF ALL RELEASES

|   | UNIT    | QTR#1    | QTR#2    |
|---|---------|----------|----------|
| <b>A. Fission and Activation Gases</b>  |         |          |          |
| 1. Total Release                        | Ci      | 3.63E-01 | 6.35E+00 |
| 2. Average Release Rate<br>For Period   | uCi/sec | 4.61E-02 | 8.08E-01 |
| <b>B. Iodines</b>                       |         |          |          |
| 1. Total Iodine-131                     | Ci      | 0.00E 00 | 1.46E-05 |
| 2. Average Release Rate<br>For Period   | uCi/sec | 0.00E+00 | 1.86E-06 |
| <b>C. Particulates</b>                  |         |          |          |
| 1. Particulates<br>(Half Life > 8 days) | Ci      | 6.38E-05 | 1.84E-05 |
| 2. Average Release Rate<br>For Period   | uCi/sec | 8.11E-06 | 2.34E-06 |
| 3. Gross Alpha<br>Radioactivity         | Ci      | 8.93E-08 | 2.61E-08 |
| <b>D. Tritium</b>                       |         |          |          |
| 1. Total Release                        | Ci      | 3.06E+00 | 2.76E+01 |
| 2. Average Release Rate<br>For Period   | uCi/sec | 3.90E-01 | 3.51E+00 |

FLORIDA POWER & LIGHT COMPANY  
 ST. LUCIE UNIT # 2  
 ANNUAL REPORT  
 JANUARY 1, 2000 THROUGH DECEMBER 31, 2000

TABLE 3.6-2 GASEOUS EFFLUENTS - SUMMATION OF ALL RELEASES(Continued)

|   | UNIT    | QTR#3    | QTR#4    |
|---|---------|----------|----------|
| <b>A. Fission and Activation Gases</b>  |         |          |          |
| 1. Total Release                        | Ci      | 2.98E-01 | 6.46E+00 |
| 2. Average Release Rate<br>For Period   | uCi/sec | 3.79E-02 | 8.21E-01 |
| <b>B. Iodines</b>                       |         |          |          |
| 1. Total Iodine-131                     | Ci      | 0.00E 00 | 0.00E 00 |
| 2. Average Release Rate<br>For Period   | uCi/sec | 0.00E+00 | 0.00E+00 |
| <b>C. Particulates</b>                  |         |          |          |
| 1. Particulates<br>(Half Life > 8 days) | Ci      | 3.45E-05 | 2.71E-05 |
| 2. Average Release Rate<br>For Period   | uCi/sec | 4.38E-06 | 3.44E-06 |
| 3. Gross Alpha<br>Radioactivity         | Ci      | 5.40E-08 | 0.00E+00 |
| <b>D. Tritium</b>                       |         |          |          |
| 1. Total Release                        | Ci      | 1.91E+01 | 1.01E+01 |
| 2. Average Release Rate<br>For Period   | uCi/sec | 2.43E+00 | 1.28E+00 |

FLORIDA POWER & LIGHT COMPANY  
ST. LUCIE UNIT # 1  
ANNUAL REPORT  
JANUARY 1, 2000 THROUGH DECEMBER 31, 2000

TABLE 3.7-1 GASEOUS EFFLUENTS - GROUND LEVEL RELEASES

| Nuclides Released                    | Unit | Continuous Mode |          | Batch Mode |          |
|--------------------------------------|------|-----------------|----------|------------|----------|
|                                      |      | QTR#1           | QTR#2    | QTR#1      | QTR#2    |
| <b>1. Fission Gases</b>              |      |                 |          |            |          |
| Ar-41                                | Ci   | 0.00E+00        | 0.00E 00 | 0.00E 00   | 0.00E 00 |
| Kr-85m                               | Ci   | 0.00E+00        | 0.00E 00 | 0.00E 00   | 0.00E 00 |
| Kr-85                                | Ci   | 0.00E+00        | 0.00E 00 | 8.51E-02   | 0.00E 00 |
| Kr-87                                | Ci   | 0.00E+00        | 0.00E 00 | 0.00E 00   | 0.00E 00 |
| Kr-88                                | Ci   | 0.00E+00        | 0.00E 00 | 0.00E 00   | 0.00E 00 |
| Kr-89                                | Ci   | 0.00E+00        | 0.00E 00 | 0.00E 00   | 0.00E 00 |
| Kr-90                                | Ci   | 0.00E+00        | 0.00E 00 | 0.00E 00   | 0.00E 00 |
| Xe-127                               | Ci   | 0.00E+00        | 0.00E 00 | 0.00E 00   | 0.00E 00 |
| Xe-131m                              | Ci   | 0.00E+00        | 0.00E 00 | 0.00E 00   | 0.00E 00 |
| Xe-133m                              | Ci   | 0.00E+00        | 0.00E 00 | 0.00E 00   | 0.00E 00 |
| Xe-133                               | Ci   | 0.00E+00        | 0.00E 00 | 0.00E 00   | 0.00E 00 |
| Xe-135m                              | Ci   | 0.00E+00        | 0.00E 00 | 0.00E 00   | 0.00E 00 |
| Xe-135                               | Ci   | 0.00E+00        | 0.00E 00 | 0.00E 00   | 0.00E 00 |
| Xe-137                               | Ci   | 0.00E+00        | 0.00E 00 | 0.00E 00   | 0.00E 00 |
| Xe-138                               | Ci   | 0.00E+00        | 0.00E 00 | 0.00E 00   | 0.00E 00 |
| Total for Period                     | Ci   | 0.00E+00        | 0.00E+00 | 8.51E-02   | 0.00E+00 |
| <b>2. Iodines</b>                    |      |                 |          |            |          |
| I-131                                | Ci   | 0.00E 00        | 0.00E 00 |            |          |
| I-132                                | Ci   | 0.00E 00        | 0.00E 00 |            |          |
| I-133                                | Ci   | 0.00E+00        | 0.00E 00 |            |          |
| I-134                                | Ci   | 0.00E 00        | 0.00E 00 |            |          |
| I-135                                | Ci   | 0.00E 00        | 0.00E 00 |            |          |
| Total for Period                     | Ci   | 0.00E+00        | 0.00E+00 |            |          |
| <b>3. Particulates (&gt; 8 Days)</b> |      |                 |          |            |          |
| Cr-51                                | Ci   | 0.00E 00        | 0.00E 00 |            |          |
| Mn-54                                | Ci   | 0.00E 00        | 0.00E 00 |            |          |
| Fe-55                                | Ci   | 0.00E 00        | 0.00E 00 |            |          |
| Co-57                                | Ci   | 0.00E 00        | 0.00E 00 |            |          |
| Co-58                                | Ci   | 0.00E 00        | 0.00E 00 |            |          |
| Fe-59                                | Ci   | 0.00E 00        | 0.00E 00 |            |          |
| Co-60                                | Ci   | 0.00E 00        | 0.00E 00 |            |          |
| Zn-65                                | Ci   | 0.00E 00        | 0.00E 00 |            |          |
| Zr-95                                | Ci   | 0.00E 00        | 0.00E 00 |            |          |
| Nb-95                                | Ci   | 0.00E 00        | 0.00E 00 |            |          |



FLORIDA POWER & LIGHT COMPANY  
 ST. LUCIE UNIT # 1  
 ANNUAL REPORT  
 JANUARY 1, 2000 THROUGH DECEMBER 31, 2000

TABLE 3.7-1 GASEOUS EFFLUENTS - GROUND LEVEL RELEASES(Continued)

| Nuclides Released                                 | Unit | Continuous Mode |          |
|---|------|-----------------|----------|
|   |      | QTR#1           | QTR#2    |
| <b>3. Particulates ( &gt; 8 Days) (continued)</b> |      |                 |          |
| Sr-89   | Ci   | 1.07E-05        | 2.26E-06 |
| Sr-90   | Ci   | 1.98E-06        | 1.12E-07 |
| Y-90  | Ci   | 1.98E-06        | 1.12E-07 |
| Ru-103  | Ci   | 0.00E 00        | 0.00E 00 |
| Ag-110  | Ci   | 0.00E 00        | 0.00E 00 |
| Sn-113  | Ci   | 0.00E 00        | 0.00E 00 |
| Sb-124  | Ci   | 0.00E 00        | 0.00E 00 |
| Sb-125  | Ci   | 0.00E 00        | 0.00E 00 |
| Te-129m   | Ci   | 0.00E 00        | 0.00E 00 |
| Cs-134  | Ci   | 0.00E 00        | 0.00E 00 |
| Cs-136  | Ci   | 0.00E 00        | 0.00E 00 |
| Cs-137  | Ci   | 6.32E-06        | 5.36E-06 |
| Ba-140  | Ci   | 0.00E 00        | 0.00E 00 |
| Ce-141  | Ci   | 0.00E 00        | 0.00E 00 |
| Ce-144  | Ci   | 0.00E 00        | 0.00E 00 |
| Total for Period                                  | Ci   | 2.10E-05        | 7.85E-06 |
| <b>4. Particulates ( &lt; 8 Days)</b>             |      |                 |          |
| Mn-56   | Ci   | 0.00E 00        | 0.00E 00 |
| Ni-65   | Ci   | 0.00E 00        | 0.00E 00 |
| Br-82   | Ci   | 0.00E 00        | 0.00E 00 |
| Rb-88   | Ci   | 0.00E 00        | 0.00E 00 |
| Rb-89   | Ci   | 0.00E 00        | 0.00E 00 |
| Sr-91   | Ci   | 0.00E 00        | 0.00E 00 |
| Sr-92   | Ci   | 0.00E 00        | 0.00E 00 |
| Y-92  | Ci   | 0.00E 00        | 0.00E 00 |
| Zr-97   | Ci   | 0.00E 00        | 0.00E 00 |
| Nb-97   | Ci   | 0.00E 00        | 0.00E 00 |
| Tc-99m  | Ci   | 0.00E 00        | 0.00E 00 |
| Mo-99   | Ci   | 0.00E 00        | 0.00E 00 |
| Sb-122  | Ci   | 0.00E 00        | 0.00E 00 |
| Te-129  | Ci   | 0.00E 00        | 0.00E 00 |
| Te-132  | Ci   | 0.00E 00        | 0.00E 00 |
| Cs-138  | Ci   | 0.00E 00        | 0.00E 00 |
| La-140  | Ci   | 0.00E 00        | 0.00E 00 |
| Pr-144  | Ci   | 0.00E 00        | 0.00E 00 |
| W-187   | Ci   | 0.00E 00        | 0.00E 00 |
| Np-239  | Ci   | 0.00E 00        | 0.00E 00 |
| Total for Period                                  | Ci   | 0.00E+00        | 0.00E+00 |

FLORIDA POWER & LIGHT COMPANY  
ST. LUCIE UNIT # 1  
ANNUAL REPORT  
JANUARY 1, 2000 THROUGH DECEMBER 31, 2000

TABLE 3.7-1 GASEOUS EFFLUENTS - GROUND LEVEL RELEASES(Continued)

| Nuclides Released                    | Unit | Continuous Mode |          | Batch Mode |          |
|--------------------------------------|------|-----------------|----------|------------|----------|
|                                      |      | QTR#3           | QTR#4    | QTR#3      | QTR#4    |
| <b>1. Fission Gases</b>              |      |                 |          |            |          |
| Ar-41                                | Ci   | 0.00E 00        | 0.00E 00 | 0.00E 00   | 0.00E 00 |
| Kr-85m                               | Ci   | 0.00E 00        | 0.00E 00 | 0.00E 00   | 0.00E 00 |
| Kr-85                                | Ci   | 0.00E 00        | 0.00E 00 | 0.00E 00   | 0.00E 00 |
| Kr-87                                | Ci   | 0.00E 00        | 0.00E 00 | 0.00E 00   | 0.00E 00 |
| Kr-88                                | Ci   | 0.00E 00        | 0.00E 00 | 0.00E 00   | 0.00E 00 |
| Kr-89                                | Ci   | 0.00E 00        | 0.00E 00 | 0.00E 00   | 0.00E 00 |
| Kr-90                                | Ci   | 0.00E 00        | 0.00E 00 | 0.00E 00   | 0.00E 00 |
| Xe-127                               | Ci   | 0.00E 00        | 0.00E 00 | 0.00E 00   | 0.00E 00 |
| Xe-131m                              | Ci   | 0.00E 00        | 0.00E 00 | 0.00E 00   | 0.00E 00 |
| Xe-133m                              | Ci   | 0.00E 00        | 0.00E 00 | 0.00E 00   | 0.00E 00 |
| Xe-133                               | Ci   | 0.00E 00        | 7.37E-01 | 0.00E 00   | 0.00E 00 |
| Xe-135m                              | Ci   | 0.00E 00        | 0.00E 00 | 0.00E 00   | 0.00E 00 |
| Xe-135                               | Ci   | 0.00E 00        | 0.00E 00 | 0.00E 00   | 0.00E 00 |
| Xe-137                               | Ci   | 0.00E 00        | 0.00E 00 | 0.00E 00   | 0.00E 00 |
| Xe-138                               | Ci   | 0.00E 00        | 0.00E 00 | 0.00E 00   | 0.00E 00 |
| Total for Period                     | Ci   | 0.00E+00        | 7.37E-01 | 0.00E+00   | 0.00E+00 |
| <b>2. Iodines</b>                    |      |                 |          |            |          |
| I-131                                | Ci   | 0.00E 00        | 0.00E 00 |            |          |
| I-132                                | Ci   | 0.00E 00        | 0.00E 00 |            |          |
| I-133                                | Ci   | 0.00E 00        | 0.00E 00 |            |          |
| I-134                                | Ci   | 0.00E 00        | 0.00E 00 |            |          |
| I-135                                | Ci   | 0.00E 00        | 0.00E 00 |            |          |
| Total for Period                     | Ci   | 0.00E+00        | 0.00E+00 |            |          |
| <b>3. Particulates (&gt; 8 Days)</b> |      |                 |          |            |          |
| Cr-51                                | Ci   | 0.00E 00        | 0.00E 00 |            |          |
| Mn-54                                | Ci   | 0.00E 00        | 0.00E 00 |            |          |
| Fe-55                                | Ci   | 0.00E 00        | 0.00E 00 |            |          |
| Co-57                                | Ci   | 0.00E 00        | 0.00E 00 |            |          |
| Co-58                                | Ci   | 0.00E 00        | 0.00E 00 |            |          |
| Fe-59                                | Ci   | 0.00E 00        | 0.00E 00 |            |          |
| Co-60                                | Ci   | 0.00E 00        | 0.00E 00 |            |          |
| Zn-65                                | Ci   | 0.00E 00        | 0.00E 00 |            |          |
| Zr-95                                | Ci   | 0.00E 00        | 0.00E 00 |            |          |
| Nb-95                                | Ci   | 0.00E 00        | 0.00E 00 |            |          |
| Sr-89                                | Ci   | 1.73E-06        | 1.97E-06 |            |          |
| Sr-90                                | Ci   | 4.48E-06        | 1.23E-04 |            |          |

FLORIDA POWER & LIGHT COMPANY  
 ST. LUCIE UNIT # 1  
 ANNUAL REPORT  
 JANUARY 1, 2000 THROUGH DECEMBER 31, 2000

TABLE 3.7-1 GASEOUS EFFLUENTS - GROUND LEVEL RELEASES(Continued)

| Nuclides<br>Released                    | Unit | Continuous Mode |          |
|---|------|-----------------|----------|
|   |      | QTR#3           | QTR#4    |
| 3. Particulates ( > 8 Days) (continued) |      |                 |          |
| Y-90                                    | Ci   | 4.48E-06        | 1.23E-04 |
| Ru-103                                  | Ci   | 0.00E 00        | 0.00E 00 |
| Ag-110                                  | Ci   | 0.00E 00        | 0.00E 00 |
| Sn-113                                  | Ci   | 0.00E 00        | 0.00E 00 |
| Sb-124                                  | Ci   | 0.00E 00        | 0.00E 00 |
| Sb-125                                  | Ci   | 0.00E 00        | 0.00E 00 |
| Te-129m                                 | Ci   | 0.00E 00        | 0.00E 00 |
| Cs-134                                  | Ci   | 0.00E 00        | 0.00E 00 |
| Cs-136                                  | Ci   | 0.00E 00        | 0.00E 00 |
| Cs-137                                  | Ci   | 3.59E-06        | 2.47E-06 |
| Ba-140                                  | Ci   | 0.00E 00        | 0.00E 00 |
| Ce-141                                  | Ci   | 0.00E 00        | 0.00E 00 |
| Ce-144                                  | Ci   | 0.00E 00        | 0.00E 00 |
| Total for Period                        | Ci   | 1.43E-05        | 2.50E-04 |
| 4. Particulates ( < 8 Days)             |      |                 |          |
| Mn-56                                   | Ci   | 0.00E 00        | 0.00E 00 |
| Ni-65                                   | Ci   | 0.00E 00        | 0.00E 00 |
| Br-82                                   | Ci   | 0.00E 00        | 0.00E 00 |
| Rb-88                                   | Ci   | 0.00E 00        | 0.00E 00 |
| Rb-89                                   | Ci   | 0.00E 00        | 0.00E 00 |
| Sr-91                                   | Ci   | 0.00E 00        | 0.00E 00 |
| Sr-92                                   | Ci   | 0.00E 00        | 0.00E 00 |
| Y-92                                    | Ci   | 0.00E 00        | 0.00E 00 |
| Zr-97                                   | Ci   | 0.00E 00        | 0.00E 00 |
| Nb-97                                   | Ci   | 0.00E 00        | 0.00E 00 |
| Tc-99m                                  | Ci   | 0.00E 00        | 0.00E 00 |
| Mo-99                                   | Ci   | 0.00E 00        | 0.00E 00 |
| Sb-122                                  | Ci   | 0.00E 00        | 0.00E 00 |
| Te-129                                  | Ci   | 0.00E 00        | 0.00E 00 |
| Te-132                                  | Ci   | 0.00E 00        | 0.00E 00 |
| Cs-138                                  | Ci   | 0.00E 00        | 0.00E 00 |
| La-140                                  | Ci   | 0.00E 00        | 0.00E 00 |
| Pr-144                                  | Ci   | 0.00E 00        | 0.00E 00 |
| W-187                                   | Ci   | 0.00E 00        | 0.00E 00 |
| Np-239                                  | Ci   | 0.00E 00        | 0.00E 00 |
| Total for Period                        | Ci   | 0.00E+00        | 0.00E+00 |

FLORIDA POWER & LIGHT COMPANY

ST. LUCIE UNIT # 2

ANNUAL REPORT

JANUARY 1, 2000 THROUGH DECEMBER 31, 2000

TABLE 3.7-2 GASEOUS EFFLUENTS - GROUND LEVEL RELEASES

| Nuclides Released          | Unit | Continuous Mode |          | Batch Mode |          |
|----------------------------|------|-----------------|----------|------------|----------|
|                            |      | QTR#1           | QTR#2    | QTR#1      | QTR#2    |
| 1. Fission Gases           |      |                 |          |            |          |
| Ar-41                      | Ci   | 0.00E 00        | 0.00E 00 | 3.12E-01   | 2.77E-01 |
| Kr-85m                     | Ci   | 0.00E 00        | 0.00E 00 | 0.00E 00   | 0.00E 00 |
| Kr-85                      | Ci   | 0.00E 00        | 0.00E 00 | 0.00E 00   | 0.00E 00 |
| Kr-87                      | Ci   | 0.00E 00        | 0.00E 00 | 0.00E 00   | 0.00E 00 |
| Kr-88                      | Ci   | 0.00E 00        | 0.00E 00 | 0.00E 00   | 0.00E 00 |
| Kr-89                      | Ci   | 0.00E 00        | 0.00E 00 | 0.00E 00   | 0.00E 00 |
| Kr-90                      | Ci   | 0.00E 00        | 0.00E 00 | 0.00E 00   | 0.00E 00 |
| Xe-127                     | Ci   | 0.00E 00        | 0.00E 00 | 0.00E 00   | 0.00E 00 |
| Xe-131m                    | Ci   | 0.00E 00        | 0.00E 00 | 0.00E 00   | 7.64E-04 |
| Xe-133m                    | Ci   | 0.00E 00        | 0.00E 00 | 0.00E 00   | 0.00E 00 |
| Xe-133                     | Ci   | 0.00E 00        | 5.99E+00 | 4.96E-02   | 8.51E-02 |
| Xe-135m                    | Ci   | 0.00E 00        | 0.00E 00 | 0.00E 00   | 0.00E 00 |
| Xe-135                     | Ci   | 0.00E 00        | 0.00E 00 | 1.14E-03   | 0.00E 00 |
| Xe-137                     | Ci   | 0.00E 00        | 0.00E 00 | 0.00E 00   | 0.00E 00 |
| Xe-138                     | Ci   | 0.00E 00        | 0.00E 00 | 0.00E 00   | 0.00E 00 |
| Total for Period           | Ci   | 0.00E+00        | 5.99E+00 | 3.63E-01   | 3.63E-01 |
| 2. Iodines                 |      |                 |          |            |          |
| I-131                      | Ci   | 0.00E 00        | 1.46E-05 |            |          |
| I-132                      | Ci   | 0.00E 00        | 0.00E 00 |            |          |
| I-133                      | Ci   | 1.30E-04        | 2.15E-04 |            |          |
| I-134                      | Ci   | 0.00E 00        | 0.00E 00 |            |          |
| I-135                      | Ci   | 0.00E 00        | 0.00E 00 |            |          |
| Total for Period           | Ci   | 1.30E-04        | 2.29E-04 |            |          |
| 3. Particulates (> 8 Days) |      |                 |          |            |          |
| Cr-51                      | Ci   | 0.00E 00        | 0.00E 00 |            |          |
| Mn-54                      | Ci   | 0.00E 00        | 0.00E 00 |            |          |
| Fe-55                      | Ci   | 0.00E 00        | 0.00E 00 |            |          |
| Co-57                      | Ci   | 0.00E 00        | 0.00E 00 |            |          |
| Co-58                      | Ci   | 0.00E 00        | 0.00E 00 |            |          |
| Fe-59                      | Ci   | 0.00E 00        | 0.00E 00 |            |          |
| Co-60                      | Ci   | 0.00E 00        | 0.00E 00 |            |          |
| Zn-65                      | Ci   | 0.00E 00        | 0.00E 00 |            |          |
| Zr-95                      | Ci   | 0.00E 00        | 0.00E 00 |            |          |
| Nb-95                      | Ci   | 0.00E 00        | 0.00E 00 |            |          |

FLORIDA POWER & LIGHT COMPANY  
ST. LUCIE UNIT # 2  
ANNUAL REPORT  
JANUARY 1, 2000 THROUGH DECEMBER 31, 2000

TABLE 3.7-2 GASEOUS EFFLUENTS - GROUND LEVEL RELEASES(Continued)

| Nuclides Released                       | Unit | Continuous Mode |          |
|---|------|-----------------|----------|
|   |      | QTR#1           | QTR#2    |
| 3. Particulates ( > 8 Days) (continued) |      |                 |          |
| Sr-89                                   | Ci   | 3.91E-05        | 1.42E-06 |
| Sr-90                                   | Ci   | 8.96E-06        | 3.39E-06 |
| Y-90                                    | Ci   | 8.96E-06        | 3.39E-06 |
| Ru-103                                  | Ci   | 0.00E 00        | 0.00E 00 |
| Ag-110                                  | Ci   | 0.00E 00        | 0.00E 00 |
| Sn-113                                  | Ci   | 0.00E 00        | 0.00E 00 |
| Sb-124                                  | Ci   | 0.00E 00        | 0.00E 00 |
| Sb-125                                  | Ci   | 1.66E-07        | 5.13E-07 |
| Te-129m                                 | Ci   | 0.00E 00        | 0.00E 00 |
| Cs-134                                  | Ci   | 0.00E 00        | 0.00E 00 |
| Cs-136                                  | Ci   | 0.00E 00        | 0.00E 00 |
| Cs-137                                  | Ci   | 6.58E-06        | 9.71E-06 |
| Ba-140                                  | Ci   | 0.00E 00        | 0.00E 00 |
| Ce-141                                  | Ci   | 0.00E 00        | 0.00E 00 |
| Ce-144                                  | Ci   | 0.00E 00        | 0.00E 00 |
| Total for Period                        | Ci   | 6.38E-05        | 1.84E-05 |
| 4. Particulates ( < 8 Days)             |      |                 |          |
| Mn-56                                   | Ci   | 0.00E 00        | 0.00E 00 |
| Ni-65                                   | Ci   | 0.00E 00        | 0.00E 00 |
| Br-82                                   | Ci   | 0.00E 00        | 0.00E 00 |
| Rb-88                                   | Ci   | 0.00E 00        | 0.00E 00 |
| Rb-89                                   | Ci   | 0.00E 00        | 0.00E 00 |
| Sr-91                                   | Ci   | 0.00E 00        | 0.00E 00 |
| Sr-92                                   | Ci   | 0.00E 00        | 0.00E 00 |
| Y-92                                    | Ci   | 0.00E 00        | 0.00E 00 |
| Zr-97                                   | Ci   | 0.00E 00        | 0.00E 00 |
| Nb-97                                   | Ci   | 0.00E 00        | 0.00E 00 |
| Tc-99m                                  | Ci   | 0.00E 00        | 0.00E 00 |
| Mo-99                                   | Ci   | 0.00E 00        | 0.00E 00 |
| Sb-122                                  | Ci   | 0.00E 00        | 0.00E 00 |
| Te-129                                  | Ci   | 0.00E 00        | 0.00E 00 |
| Te-132                                  | Ci   | 0.00E 00        | 0.00E 00 |
| Cs-138                                  | Ci   | 0.00E 00        | 0.00E 00 |
| La-140                                  | Ci   | 0.00E 00        | 0.00E 00 |
| Pr-144                                  | Ci   | 0.00E 00        | 0.00E 00 |
| W-187                                   | Ci   | 0.00E 00        | 0.00E 00 |
| Np-239                                  | Ci   | 0.00E 00        | 0.00E 00 |
| Total for Period                        | Ci   | 0.00E+00        | 0.00E+00 |

FLORIDA POWER & LIGHT COMPANY  
 ST. LUCIE UNIT # 2  
 ANNUAL REPORT  
 JANUARY 1, 2000 THROUGH DECEMBER 31, 2000

TABLE 3.7-2 GASEOUS EFFLUENTS - GROUND LEVEL RELEASES(Continued)

| Nuclides Released                     | Unit | Continuous Mode |          | Batch Mode |          |
|---------------------------------------|------|-----------------|----------|------------|----------|
|                                       |      | QTR#3           | QTR#4    | QTR#3      | QTR#4    |
| <b>1. Fission Gases</b>               |      |                 |          |            |          |
| Ar-41                                 | Ci   | 0.00E 00        | 0.00E 00 | 2.20E-01   | 4.26E-01 |
| Kr-85m                                | Ci   | 0.00E 00        | 0.00E 00 | 0.00E 00   | 4.61E-01 |
| Kr-85                                 | Ci   | 0.00E 00        | 0.00E 00 | 0.00E 00   | 0.00E 00 |
| Kr-87                                 | Ci   | 0.00E 00        | 0.00E 00 | 0.00E 00   | 3.84E-02 |
| Kr-88                                 | Ci   | 0.00E 00        | 0.00E 00 | 0.00E 00   | 7.00E-02 |
| Kr-89                                 | Ci   | 0.00E 00        | 0.00E 00 | 0.00E 00   | 0.00E 00 |
| Kr-90                                 | Ci   | 0.00E 00        | 0.00E 00 | 0.00E 00   | 0.00E 00 |
| Xe-127                                | Ci   | 0.00E 00        | 0.00E 00 | 0.00E 00   | 0.00E 00 |
| Xe-131m                               | Ci   | 0.00E 00        | 0.00E 00 | 0.00E 00   | 0.00E 00 |
| Xe-133m                               | Ci   | 0.00E 00        | 0.00E 00 | 0.00E 00   | 8.47E-02 |
| Xe-133                                | Ci   | 0.00E 00        | 0.00E 00 | 7.73E-02   | 3.21E+00 |
| Xe-135m                               | Ci   | 0.00E 00        | 0.00E 00 | 0.00E 00   | 7.87E-02 |
| Xe-135                                | Ci   | 0.00E 00        | 0.00E 00 | 3.02E-04   | 1.82E+00 |
| Xe-137                                | Ci   | 0.00E 00        | 0.00E 00 | 0.00E 00   | 2.52E-01 |
| Xe-138                                | Ci   | 0.00E 00        | 0.00E 00 | 0.00E 00   | 2.10E-02 |
| Total for Period                      | Ci   | 0.00E+00        | 0.00E+00 | 2.98E-01   | 6.46E+00 |
| <b>2. Iodines</b>                     |      |                 |          |            |          |
| I-131                                 | Ci   | 0.00E 00        | 0.00E 00 |            |          |
| I-132                                 | Ci   | 0.00E 00        | 0.00E 00 |            |          |
| I-133                                 | Ci   | 8.98E-05        | 3.51E-05 |            |          |
| I-134                                 | Ci   | 0.00E 00        | 0.00E 00 |            |          |
| I-135                                 | Ci   | 0.00E 00        | 0.00E 00 |            |          |
| Total for Period                      | Ci   | 8.98E-05        | 3.51E-05 |            |          |
| <b>3. Particulates ( &gt; 8 Days)</b> |      |                 |          |            |          |
| Cr-51                                 | Ci   | 0.00E 00        | 0.00E 00 |            |          |
| Mn-54                                 | Ci   | 0.00E 00        | 0.00E 00 |            |          |
| Fe-55                                 | Ci   | 0.00E 00        | 0.00E 00 |            |          |
| Co-57                                 | Ci   | 0.00E 00        | 0.00E 00 |            |          |
| Co-58                                 | Ci   | 0.00E 00        | 0.00E 00 |            |          |
| Fe-59                                 | Ci   | 0.00E 00        | 0.00E 00 |            |          |
| Co-60                                 | Ci   | 0.00E 00        | 0.00E 00 |            |          |
| Zn-65                                 | Ci   | 0.00E 00        | 0.00E 00 |            |          |
| Zr-95                                 | Ci   | 0.00E 00        | 0.00E 00 |            |          |
| Nb-95                                 | Ci   | 0.00E 00        | 0.00E 00 |            |          |

FLORIDA POWER & LIGHT COMPANY

ST. LUCIE UNIT # 2

ANNUAL REPORT

JANUARY 1, 2000 THROUGH DECEMBER 31, 2000

TABLE 3.7-2 GASEOUS EFFLUENTS - GROUND LEVEL RELEASES(Continued)

| Nuclides Released                      | Unit | Continuous Mode |          |
|--|------|-----------------|----------|
|  |      | QTR#3           | QTR#4    |
| 3. Particulates (> 8 Days) (continued) |      |                 |          |
| Sr-89                                  | Ci   | 1.12E-06        | 1.24E-05 |
| Sr-90                                  | Ci   | 9.12E-06        | 4.43E-08 |
| Y-90                                   | Ci   | 9.12E-06        | 4.43E-08 |
| Ru-103                                 | Ci   | 0.00E 00        | 0.00E 00 |
| Ag-110                                 | Ci   | 0.00E 00        | 0.00E 00 |
| Sn-113                                 | Ci   | 0.00E 00        | 0.00E 00 |
| Sb-124                                 | Ci   | 0.00E 00        | 0.00E 00 |
| Sb-125                                 | Ci   | 0.00E 00        | 0.00E 00 |
| Te-129m                                | Ci   | 0.00E 00        | 0.00E 00 |
| Cs-134                                 | Ci   | 0.00E 00        | 0.00E 00 |
| Cs-136                                 | Ci   | 0.00E 00        | 0.00E 00 |
| Cs-137                                 | Ci   | 1.51E-05        | 1.46E-05 |
| Ba-140                                 | Ci   | 0.00E 00        | 0.00E 00 |
| Ce-141                                 | Ci   | 0.00E 00        | 0.00E 00 |
| Ce-144                                 | Ci   | 0.00E 00        | 0.00E 00 |
| Total for Period                       | Ci   | 3.45E-05        | 2.71E-05 |
| 4. Particulates (< 8 Days)             |      |                 |          |
| Mn-56                                  | Ci   | 0.00E 00        | 0.00E 00 |
| Ni-65                                  | Ci   | 0.00E 00        | 0.00E 00 |
| Br-82                                  | Ci   | 0.00E 00        | 0.00E 00 |
| Rb-88                                  | Ci   | 0.00E 00        | 0.00E 00 |
| Rb-89                                  | Ci   | 0.00E 00        | 0.00E 00 |
| Sr-91                                  | Ci   | 0.00E 00        | 0.00E 00 |
| Sr-92                                  | Ci   | 0.00E 00        | 0.00E 00 |
| Y-92                                   | Ci   | 0.00E 00        | 0.00E 00 |
| Zr-97                                  | Ci   | 0.00E 00        | 0.00E 00 |
| Nb-97                                  | Ci   | 0.00E 00        | 0.00E 00 |
| Tc-99m                                 | Ci   | 0.00E 00        | 0.00E 00 |
| Mo-99                                  | Ci   | 0.00E 00        | 0.00E 00 |
| Sb-122                                 | Ci   | 0.00E 00        | 0.00E 00 |
| Te-129                                 | Ci   | 0.00E 00        | 0.00E 00 |
| Te-132                                 | Ci   | 0.00E 00        | 0.00E 00 |
| Cs-138                                 | Ci   | 0.00E 00        | 0.00E 00 |
| La-140                                 | Ci   | 0.00E 00        | 0.00E 00 |
| Pr-144                                 | Ci   | 0.00E 00        | 0.00E 00 |
| W-187                                  | Ci   | 0.00E 00        | 0.00E 00 |
| Np-239                                 | Ci   | 0.00E 00        | 0.00E 00 |
| Total for Period                       | Ci   | 0.00E+00        | 0.00E+00 |

FLORIDA POWER & LIGHT COMPANY  
ST. LUCIE UNIT # 1  
ANNUAL REPORT  
JANUARY 1, 2000 THROUGH DECEMBER 31, 2000

TABLE 3.8-1  
GASEOUS EFFLUENTS - DOSE SUMMATION

AGE GROUP: ADULT<sup>(1)</sup>

| Dose Pathway   | Bone<br>mrem | Liver<br>mrem | Thyroid<br>mrem | Kidney<br>mrem |
|----------------|--------------|---------------|-----------------|----------------|
| Inhalation     | 5.29E-04     | 5.27E-03      | 5.27E-03        | 5.27E-03       |
| Grass-Cow-Milk | 1.01E-04     | 3.46E-04      | 3.43E-04        | 3.44E-04       |
| Ground Plane   | 0.00E+00     | 0.00E+00      | 0.00E+00        | 0.00E+00       |
| Garden         | 5.94E-04     | 4.43E-04      | 4.42E-04        | 4.42E-04       |
| Meat           | 2.64E-05     | 1.46E-04      | 1.46E-04        | 1.46E-04       |
| Total Dose     | 1.25E-03     | 6.21E-03      | 6.20E-03        | 6.21E-03       |

| Dose Pathway   | Lung<br>mrem | GI-LLI<br>mrem | Total Body<br>mrem |
|----------------|--------------|----------------|--------------------|
| Inhalation     | 5.32E-03     | 5.28E-03       | 5.31E-03           |
| Grass-Cow-Milk | 3.43E-04     | 3.44E-04       | 3.69E-04           |
| Ground Plane   | 0.00E+00     | 0.00E+00       | 4.77E-05           |
| Garden         | 4.42E-04     | 4.57E-04       | 5.87E-04           |
| Meat           | 1.46E-04     | 1.49E-04       | 1.52E-04           |
| Total Dose     | 6.26E-03     | 6.23E-03       | 6.46E-03           |

|                 |        |      |                |
|-----------------|--------|------|----------------|
| (a) Sector : SE | Range: | 1.5  | miles          |
| (b) Sector : W  | Range: | 4.25 | miles(default) |

| Noble Gases    | mrad     |
|----------------|----------|
| Gamma Air Dose | 1.33E-05 |
| Beta Air Dose  | 4.77E-05 |

Sector: SE                      Range: 1.5 miles

(1) - Denotes that dose for Noble Gas and Iodine and Particulates was calculated using conservative estimates based on ODCM Historical Met Data. There was insufficient data recovery for the year 2000 to perform dispersion calculations. Dose for the year 2000 was evaluated against Historical and 1999's Met Data. The Historical estimate is the most conservative result.



FLORIDA POWER & LIGHT COMPANY  
ST. LUCIE UNIT # 2  
ANNUAL REPORT  
JANUARY 1, 2000 THROUGH DECEMBER 31, 2000

TABLE 3.8-2  
GASEOUS EFFLUENTS - DOSE SUMMATION

AGE GROUP: ADULT<sup>(1)</sup>

| Dose Pathway   | Bone<br>mrem | Liver<br>mrem | Thyroid<br>mrem | Kidney<br>mrem |
|----------------|--------------|---------------|-----------------|----------------|
| Inhalation     | 8.97E-05     | 2.64E-03      | 2.70E-03        | 2.64E-03       |
| Grass-Cow-Milk | 2.32E-05     | 1.79E-04      | 1.82E-04        | 1.74E-04       |
| Ground Plane   | 0.00E+00     | 0.00E+00      | 0.00E+00        | 0.00E+00       |
| Garden         | 1.08E-04     | 2.24E-04      | 2.39E-04        | 2.22E-04       |
| Meat           | 5.26E-06     | 7.38E-05      | 7.29E-05        | 7.32E-05       |
| Total Dose     | 2.27E-04     | 3.12E-03      | 3.19E-03        | 3.11E-03       |

| Dose Pathway   | Lung<br>mrem | GI-LLI<br>mrem | Total Body<br>mrem |
|----------------|--------------|----------------|--------------------|
| Inhalation     | 2.65E-03     | 2.64E-03       | 2.65E-03           |
| Grass-Cow-Milk | 1.73E-04     | 1.72E-04       | 1.81E-04           |
| Ground Plane   | 0.00E+00     | 0.00E+00       | 1.24E-04           |
| Garden         | 2.22E-04     | 2.25E-04       | 2.47E-04           |
| Meat           | 7.30E-05     | 7.34E-05       | 7.45E-05           |
| Total Dose     | 3.12E-03     | 3.11E-03       | 3.27E-03           |

|                 |        |      |                |
|-----------------|--------|------|----------------|
| (a) Sector : SE | Range: | 1.5  | miles          |
| (b) Sector : W  | Range: | 4.25 | miles(default) |

| Noble Gases    | mrad     |
|----------------|----------|
| Gamma Air Dose | 3.72E-05 |
| Beta Air Dose  | 1.47E-05 |

Sector: SE                      Range: 1.5 miles

(1) - Denotes that dose for Noble Gas and Iodine and Particulates was calculated using conservative estimates based on ODCM Historical Met Data. There was insufficient data recovery for the year 2000 to perform dispersion calculations. Dose for the year 2000 was evaluated against Historical and 1999's Met Data. The Historical estimate is the most conservative result.

**FLORIDA POWER AND LIGHT COMPANY  
ST. LUCIE PLANT  
ANNUAL REPORT  
JANUARY 1, 2000 THROUGH DECEMBER 31, 2000  
UNITS 1 AND 2, TABLE 3.9**

**A. Solid Waste Shipped Off-Site for Burial or Disposal**

| 1. | Type of Waste                       | Unit | 12 Mo. Period | Error % |
|----|-------------------------------------|------|---------------|---------|
| a. | Spent Resin,<br>Process Filters     | M3   | 3.38E+01      | 2.0E+1  |
|    |                                     | Ci   | 5.17E+02      |         |
| b. | Dry Compressible<br>Waste (Note 5)  | M3   | 4.50E+01      | 2.0E+1  |
|    |                                     | Ci   | 1.82E+01      |         |
| c. | Irradiated<br>Components            | M3   | 0             | N/A *   |
|    |                                     | Ci   | 0             |         |
| d. | Other (Note 6)                      |      |               |         |
| 1. | Metal ingot,<br>of processed resins | M3   | 7.22E-02      | 2.0E+1  |
|    |                                     | Ci   | 1.72E+00      |         |

**2. Estimate of Major Nuclide Composition (By Waste Type)**

| Category | Nuclide | %        |
|----------|---------|----------|
| a.       | Cs 137  | 3.05E+01 |
|          | Cs 134  | 2.08E+01 |
|          | Ni 63   | 1.97E+01 |
|          | Fe 55   | 1.04E+01 |
|          | Co 60   | 7.50E+00 |
|          | Co58    | 5.81E+00 |
|          | Mn 54   | 1.78E+00 |
|          | Sb 125  | 1.63E+00 |
|          | Ce 144  | 9.30E-01 |
|          | Co 57   | 3.30E-01 |
| b.       | Ni 63   | 4.09E+01 |
|          | Co 60   | 2.55E+01 |
|          | Fe 55   | 2.26E+01 |
|          | Cs 137  | 7.43E+00 |
|          | Sb 125  | 8.80E-01 |
|          | Co 58   | 7.20E-01 |
|          | H 3     | 5.60E-01 |
|          | Mn 54   | 5.10E-01 |
|          | Cs 134  | 4.80E-01 |
| c.       | N/A*    | N/A*     |

**FLORIDA POWER AND LIGHT COMPANY  
ST. LUCIE PLANT  
ANNUAL REPORT  
JANUARY 1, 2000 THROUGH DECEMBER 31, 2000  
UNITS 1 AND 2, TABLE 3.9(Continued)**

2. Estimate of major nuclide composition (continued)

| Category | Nuclide | %        |
|----------|---------|----------|
| d.1      | Co 58   | 2.98E+01 |
|          | Fe 55   | 2.30E+01 |
|          | Ni 63   | 2.08E+01 |
|          | Co 60   | 2.02E+01 |
|          | Mn 54   | 2.55E+00 |
|          | Sb 125  | 1.45E+00 |
|          | Cs 137  | 1.04E+00 |
|          | Cs134   | 6.40E-01 |
|          | Co 57   | 3.60E-01 |

3. Solid Waste Disposition

| Number of Shipments | Mode of Transportation | Destination         |
|---------------------|------------------------|---------------------|
| 8                   | Sole Use Truck         | CNS, Barnwell, SC   |
| 10                  | Sole Use Truck         | GTSD, Oak Ridge, TN |
| 3                   | Sole Use Truck         | ATG, Oak Ridge, TN  |

B. Irradiated Fuel Shipments

| Number of Shipments | Mode of Transportation | Destination |
|---------------------|------------------------|-------------|
| 0                   | N/A*                   | N/A*        |

\*N/A = Not Applicable

FLORIDA POWER AND LIGHT COMPANY  
ST. LUCIE PLANT  
ANNUAL REPORT

JANUARY 1, 2000 THROUGH DECEMBER 31, 2000  
UNITS 1 AND 2, TABLE 3.9 (CONTINUED)

| Waste Class | Total Volume<br>Cubic Feet | Total Curies<br>(Note 1) | Principal<br>Radionuclides<br>(Notes 1 and 2)                                  | Type of Waste<br>(Note 3)        | Category<br>Reg. Guide<br>1.21 | Type of Container<br>(Note 4)             | Solidification<br>Agent |
|-------------|----------------------------|--------------------------|--|----------------------------------|--------------------------------|---|-------------------------|
| Class A     | 1456.84                    | 0.964                    | N/A  | PWR Compatible<br>Waste (Note 5) | 1.b.                           | Non-Specification<br>Strong Tight Package | None                    |
| Class A     | 606.3                      | 12.1                     | Ni63, Sr90,<br>Cs137, TRU  | PWR Ion-<br>Exchange Resin       | 1.a.                           | USA DOT 7A<br>Type A                      | None                    |
| Class A     | 2.55                       | 1.72                     | Ni63, Cs137  | Metal Ingot<br>(Note 6)          | 1.d.1                          | USA DOT 7A<br>Type A                      | None                    |
| Class B     | 202.1                      | 24.8                     | Ni63, Sr90,<br>Cs137, TRU  | PWR Ion-<br>Exchange Resin       | 1.a.                           | USA DOT 7A<br>Type A                      | None                    |
| Class B     | 132.4                      | 17.2                     | Ni63, Sr90,<br>Cs137   | PWR<br>Compatible<br>Waste       | 1.b.                           | NRC Certified<br>Type B                   | None                    |
| Class B     | 132.4                      | 67.9                     | Co60, Ni63,<br>Sr90, Cs137,<br>Pu241, TRU                                      | PWR Ion-<br>Exchange Resin       | 1.a.                           | NRC Certified<br>Type B                   | None                    |
| Class C     | 120.3                      | 37.6                     | Co60, Ni63,<br>Cs137, Sr90,<br>Pu241, TRU                                      | PWR Process<br>Filters           | 1.a.                           | NRC Certified<br>Type B                   | None                    |
| Class C     | 132.4                      | 375                      | Co60, Ni63,<br>Sr90, C 14,<br>Cs 137, Pu241<br>TRU, Nuclides<br>T1/2 < 5 years | PWR Ion-<br>Exchange Resin       | 1.a.                           | NRC Certified<br>Type B                   | None                    |

FLORIDA POWER AND LIGHT COMPANY  
ST. LUCIE PLANT  
JANUARY 1, 2000 THROUGH DECEMBER 31, 2000  
UNITS 1 AND 2, TABLE 3.9 (CONTINUED)

SOLID WASTE SUPPLEMENT

NOTE 1: The total radionuclide activity and composition of solid waste shipped from the St. Lucie Plant Units 1 and 2 are determined using a combination of qualitative techniques. In general, the St. Lucie Plant follows the guidelines outlined in the Low Level Waste Branch Technical Position (BTP on Radioactive Waste Classification (5/11/83) for these determinations. The most frequently used techniques for determining the total activity in a package are the "Dose-to-Curie" method and "Concentration Times Volume or Mass" calculations. Where appropriate, engineering type activation analyses may be applied. Since each of the above methodologies involve, to some extent, qualitative parameters, the total activity is considered to be an estimate.

The composition of radionuclides in the waste is determined by both onsite analyses for principal gamma emitters and periodic offsite analyses for other radionuclides. The onsite analyses are performed either on a batch basis or on a routine basis using reasonably representative samples, as appropriate, for the waste type. Offsite analyses are used to establish scaling factors or other estimates for radionuclides such as H3, C14, Fe55, Sr90, Tc99, I129, Pu238, Pu239/240, Pu241, Am241, Cm242, and Cm243/244.

NOTE 2: "Principal Radionuclides" refer to those radionuclides contained in the waste in concentrations greater than 0.01 times the concentration of nuclides listed in Table 1 or 0.01 times the smallest concentration of nuclides listed in Table 2 of 10 CFR 61.

NOTE 3: "Type of Waste" is generally specified as described in NUREG-0782, Draft Environmental Impact Statement on 10 CFR 61, "Licensing Requirements for Land Disposal of Radioactive Waste."

NOTE 4: "Type of Container" refers to transport package.

FLORIDA POWER AND LIGHT COMPANY  
ST. LUCIE PLANT  
JANUARY 1, 2000 THROUGH DECEMBER 31, 2000  
UNITS 1 AND 2, TABLE 3.9 (CONTINUED)

SOLID WASTE SUPPLEMENT

- NOTE 5: The volume and activity listed for Dry Compressible Waste represent the quantity of material that during the reporting period was sent to the licensed disposal facilities. Some of this material was shipped to contract vendors for volume reduction or recycle prior to final disposal at the licensed disposal facilities. During the reporting period, 10 shipments of dry compactible waste, noncompactible waste, and resins (11,684.5 cubic feet, 1.10 Curies) were made from the St. Lucie Plant to the volume reduction facilities. These materials were shipped via "sole use truck" in nonspecification, strong tight containers.
- NOTE 6: The volume and activity listed for the Metal Ingot represent the quantity of material that during the reporting period was sent to the licensed disposal facility. This material was shipped to a contracted vendor, in bead resin form, for volume reduction prior to final disposal at the licensed disposal facility. During the reporting period, three shipments of bead resin (453 cubic feet, 9.67 Curies) were made from the St. Lucie Plant to the contract vendor for volume reduction treatment and disposal.

FLORIDA POWER & LIGHT COMPANY  
ST. LUCIE UNITS 1 & 2  
ANNUAL REPORT  
JANUARY 1, 2000 THROUGH DECEMBER 31, 2000

**ATTACHMENT - A**

( Page 1 of 2 )

Unplanned Release of Unit 2 Gas Decay Tank 2A

Description of the event:

On October 19, 2000, an unlicensed operator noticed that his log entry for pressure on the in-service gas decay tank 2A had decreased from the previous log entry value. He questioned the rate of pressure drop as being abnormally high and notified his supervisor. The gas decay tank 2A was removed from service and the pressure in the tank remained constant. Grab samples were obtained per procedure. A condition report was issued.

The Chemistry Effluent Supervisor performed an assessment of this release. Upon review of earlier "operator rounds" log entries, it was discovered that the tank had been placed in-service on June 14, 2000, and that there were multiple additions to and losses from this tank between June 20, 2000 and October 19, 2000. Volume control tank purges to maintain hydrogen cover gas concentration were tied to the major ingresses into gas decay tank 2A. A sample was obtained from the volume control tank gas space at 100 percent RCS power level under system equilibrium conditions. This sample's concentration was used to determine Curies of Noble gases released, via gas decay tank 2A, but no credit was taken for decay. A sample of gas decay tank 2A was obtained for particulates and iodines. These results indicated none was present. Tritium was detected at 5.27E-07 uCi/cc in gas decay tank 2A. The operator logs were used to determine the release volume based on pressure drops recorded over the interval. These estimates of Curies released are very conservative.

Cause(s) for the unplanned release:

The physical cause of the leak was a small leak on a valve. A repair of a drain valve did not restore a pipe end cap sufficiently tight enough to prevent a second leak, shortly prior to discovery. The tank loss rates were between 0.4 and one pound per square inch (psi) during most of the interval. The tank's pressure gage divisions were 5 psi and the gage was read every 8 hours. These small pressure drops were attributed to thermal cooling, pressure variants from recycling gas from the tank, to the continuous oxygen analyzer, return to the gas surge header, and recompression by the waste gas compressor(s) back into the tank. While the short term effects made it difficult to detect a small leak, there was inadequate oversight by supervisors by not trending, graphing, and reviewing data on the Operations database. The losses were not detected until the loss rate increased to a rate (1.9 psi per 8 hours) that was challenged by the operator who determined that the loss rate seemed abnormal to him. The Curies per second from the leak did not cause any increase in the reactor auxiliary building's vent gas monitor due to dilution of the building's ventilation system. Activity levels indicated normal background levels during the event. Post review of procedures showed a lack of guidance on what pressure loss rate constituted an abnormal condition, nor what determined if the release should be considered as an unplanned release. The physical valve leak(s) were repaired.

FLORIDA POWER & LIGHT COMPANY  
ST. LUCIE UNITS 1 & 2  
ANNUAL REPORT  
JANUARY 1, 2000 THROUGH DECEMBER 31, 2000

**ATTACHMENT - A**  
( Page 2 of 2 )  
Unplanned Release of Unit 2 Gas Decay Tank 2A

Actions taken to prevent a recurrence:

- 1) The operator's data logger has been programmed to alert the operator to a greater than one psi pressure drop in 8 hours.
- 2) The site Chemistry Department was assigned the oversight review gas decay tank pressures, pressure drop rates on each shift turnover (24 hour a day coverage 7 days a week).
- 3) Operations procedures 1-0530031 and 2-0530031 were revised to require investigation and/or leak searching if a gas decay tank loses 9 psi in 72 hours, and specifies an UNPLANNED RELEASE be declared if a tank loses 18 psi in 72 hours.
- 4) The ODCM definition of an UNPLANNED RELEASE was revised to specify a gas decay tank pressure loss greater than 18 psi in 72 hours is an UNPLANNED RELEASE.

Consequences of the unplanned release:

**Gas Decay Tank 2A UNPLANNED RELEASE DATA**

| Nuclide Symbol   | Sample uCi/cc   | Release Curies  |
|------------------|-----------------|-----------------|
| Ar-41            | 2.60E-03        | 2.10E-01        |
| Kr-85m           | 5.71E-03        | 4.61E-01        |
| Kr-87            | 4.76E-04        | 3.84E-02        |
| Kr-88            | 8.67E-04        | 7.00E-02        |
| Xe-133m          | 1.05E-03        | 8.47E-02        |
| Xe-133           | 3.88E-02        | 3.13E+00        |
| Xe-135m          | 9.75E-04        | 7.87E-02        |
| Xe-135           | 2.26E-02        | 1.82E+00        |
| Xe-137           | 3.12E-03        | 2.52E-01        |
| Xe-138           | 2.60E-04        | 2.10E-02        |
| <b>Gas Total</b> | <b>7.39E-02</b> | <b>6.17E+00</b> |

|                      |          |                      |
|----------------------|----------|----------------------|
| Release Start Date   | 6/20/00  |                      |
| Release End Date     | 10/19/00 |                      |
| Release Minutes      | 1.75E+05 | minutes              |
| Release Volume       | 8.07E+07 | cc.s                 |
| Total Body Dose Rate | 1.33E-03 | mRem/yr              |
| Total Body Dose Rate | 2.66E-04 | percent site limit   |
| Skin Dose Rate       | 4.72E-04 | mRem/yr              |
| Skin Dose Rate       | 1.57E-05 | percent site limit   |
| Release Rate         | 1.64E-02 | ft3/minute           |
| Gamma Air Dose       | 4.72E-04 | mrad                 |
| Gamma Air Dose       | 4.72E-03 | percent annual limit |
| Beta Air Dose        | 6.85E-04 | mrad                 |
| Beta Air Dose        | 3.43E-03 | percent annual limit |

**Tritium**    5.27E-07    4.25E-05    dose contribution was negligible

**Particulates** - None detected in Gas Decay Tank 2A

**Iodines** - None detected in Gas Decay Tank 2A

No site release rate, quarterly dose limits, or annual dose limits were exceeded.



FLORIDA POWER & LIGHT COMPANY  
ST. LUCIE UNITS 1 & 2  
ANNUAL REPORT  
JANUARY 1, 2000 THROUGH DECEMBER 31, 2000

ATTACHMENT - B

C-200, OFFSITE DOSE CALCULATION MANUAL REVISION 22



**ST. LUCIE PLANT  
CHEMISTRY OPERATING  
PROCEDURE**

SAFETY RELATED

Procedure No.  
**C-200**

Current Rev. No.  
**22**

Effective Date:  
**04/24/00**

Title:

**OFFSITE DOSE CALCULATION  
MANUAL (ODCM)**

Responsible Department: **CHEMISTRY**

**Revision Summary**

**Revision 22** - Unit 2 Tech Spec Amendment 105 adopting the same Dose Equivalent Iodine-131 definition as Unit 1. (R.E. Cox, 04/20/00)

**Revision 21** - Changed C-72 to COP-01.06, changed definition of Dose Equivalent I-131, explained why certain checks are not performed and identified rain run off, overflow of settling basins and storm preparation as NPDES permitted pathways. (R. E. Cox, 09/30/99)  
AND

Changed C-72 to COP-01.06. (Jim George, 09/30/99)

**Revision 20B** - Changed C-70 to COP-01.05. (R. Cox, 07/13/99)

**Revision 20A** - Changed reference of C-70 to COP-01.05. (Ed Meyer, 05/21/99)

|          |                 |                                      |               |   |
|----------|-----------------|--------------------------------------|---------------|---|
| Revision | FRG Review Date | Approved By                          | Approval Date | S__OPS<br>DATE _____<br>DOCT PROCEDURE<br>DOCN C-200<br>SYS _____<br>COMP COMPLETED<br>ITM 22 |
| 0        | 04/22/82        | C. M. Wethy<br>Plant General Manager | 04/27/82      |   |
| Revision | FRG Review Date | Approved By                          | Approval Date |   |
| 22       | 04/20/00        | R. G. West<br>Plant General Manager  | 04/20/00      |   |
|          |                 | _____<br>Designated Approver         |               |   |

ST. LUCIE PLANT  
CHEMISTRY OPERATING PROCEDURE NO. C-200, REVISION 22  
OFFSITE DOSE CALCULATION MANUAL (ODCM)

1.0 TITLE:

OFFSITE DOSE CALCULATION MANUAL (ODCM)

2.0 REVIEW AND APPROVAL:

See cover page

ST. LUCIE PLANT  
 CHEMISTRY OPERATING PROCEDURE NO. C-200, REVISION 22  
OFFSITE DOSE CALCULATION MANUAL (ODCM)

**INDEX**

|  | <u>PAGE</u> |
|--|-------------|
| INTRODUCTION .....   | 8           |
| <br>   |             |
| CONTROLS SECTION   |             |
| <hr/>  |             |
| <u>DEFINITIONS FOR CONTROLS SECTION</u> .....                | 10          |
| 1.1 ACTION .....   | 10          |
| 1.4 CHANNEL CALIBRATION .....                                | 10          |
| 1.5 CHANNEL CHECK .....                                      | 10          |
| 1.6 CHANNEL FUNCTIONAL TEST .....                            | 10          |
| 1.10 DOSE EQUIVALENT I-131 .....                             | 11          |
| 1.13 FREQUENCY NOTATION .....                                | 11          |
| 1.17 MEMBER(S) OF THE PUBLIC .....                           | 11          |
| 1.18 OFFSITE DOSE CALCULATION MANUAL .....                   | 11          |
| 1.19 OPERABLE - OPERABILITY .....                            | 12          |
| 1.20 OPERATIONAL MODE - MODE .....                           | 12          |
| 1.24 PURGE - PURGING .....                                   | 12          |
| 1.25 RATED THERMAL POWER .....                               | 12          |
| 1.27 REPORTABLE EVENT .....                                  | 12          |
| 1.30 SITE BOUNDARY .....                                     | 13          |
| 1.31 SOURCE CHECK .....                                      | 13          |
| 1.33 THERMAL POWER .....                                     | 13          |
| 1.34 UNPLANNED RELEASE .....                                 | 13          |
| 1.35 UNRESTRICTED AREA .....                                 | 14          |
| 1.39 VENTILATION EXHAUST TREATMENT SYSTEM .....              | 14          |
| 1.40 VENTING .....   | 15          |
| 1.41 WASTE GAS HOLDUP SYSTEM .....                           | 15          |
| <br>   |             |
| 3/4 CONTROLS AND SURVEILLANCE REQUIREMENTS .....             | 17          |
| <br>   |             |
| 3/4.0 APPLICABILITY .....                                    | 17          |
| <br>   |             |
| <u>INSTRUMENTATION</u>                                       |             |
| RADIOACTIVE LIQUID EFFLUENT MONITORING INSTRUMENTATION ..... | 18          |
| RADIOACTIVE GASEOUS EFFLUENT MONITORING INSTRUMENTATION ..   | 23          |
| <br>   |             |
| <u>3/4.11 RADIOACTIVE EFFLUENTS</u>                          |             |
| 3/4.11.1 LIQUID EFFLUENTS                                    |             |
| CONCENTRATION .....  | 33          |
| DOSE .....   | 37          |
| LIQUID RADWASTE TREATMENT .....                              | 38          |

ST. LUCIE PLANT  
 CHEMISTRY OPERATING PROCEDURE NO. C-200, REVISION 22  
OFFSITE DOSE CALCULATION MANUAL (ODCM)

**INDEX**

CONTROLS SECTION

---

|  | <u>PAGE</u>  |
|--|--|
| <u>CONTROL AND SURVEILLANCE STATEMENTS FOR CONTROL SECTION</u> |  |
| <u>3/4.11 RADIOACTIVE EFFLUENTS (Continued)</u>                |  |
| 3/4.11.2   | <u>GASEOUS EFFLUENTS</u>   |
|  | DOSE RATE ..... 39   |
|  | DOSE - NOBLE GAS ..... 43  |
|  | DOSE - IODINE-131, IODINE-133, TRITIUMS AND<br>RADIONUCLIDES IN PARTICULATE FORM ..... 44                              |
|  | GASEOUS RADWASTE TREATMENT ..... 45  |
| 3/4.11.3   | (NOT USED)   |
| 3/4.11.4   | TOTAL DOSE ..... 47  |
| 3/4.11.5   | MAJOR CHANGES TO RADIOACTIVE LIQUID, GASEOUS AND<br>SOLID WASTE TREATMENT SYSTEMS<br>(ADMINISTRATIVE CONTROL) ..... 49 |
| 3/4.11.6   | ANNUAL RADIOACTIVE EFFLUENT RELEASE REPORT<br>TO THE COMMISSION (ADMINISTRATIVE CONTROL) ..... 50                      |
| <br><u>3/4.12 RADIOLOGICAL ENVIRONMENTAL MONITORING</u>        |  |
| 3/4.12.1   | MONITORING PROGRAM ..... 53  |
| 3/4.12.2   | LAND USE CENSUS ..... 62   |
| 3/4.12.3   | INTERLABORATORY COMPARISON PROGRAM ..... 64  |
| 3/4.12.4   | ANNUAL RADIOLOGICAL ENVIRONMENTAL OPERATING<br>REPORT (ADMINISTRATIVE CONTROL) ..... 65                                |
| <br><u>BASES for CONTROLS SECTION</u>                          |  |
| <u>3/4.11 RADIOACTIVE EFFLUENTS</u>                            |  |
| 3.3.3.9  | INSTRUMENTATION ..... 67   |
| 3/4.11.1   | LIQUID EFFLUENTS ..... 68  |
| 3/4.11.2   | GASEOUS EFFLUENTS ..... 70   |
| 3/4.11.3   | (NOT USED)   |
| 3/4.11.4   | TOTAL DOSE ..... 73  |
| <br><u>3/4.12 RADIOACTIVE ENVIRONMENTAL MONITORING</u>         |  |
| 3/4.12.1   | MONITORING PROGRAM ..... 75  |
| 3/4.12.2   | LAND USE CENSUS ..... 75   |
| 3/4.12.3   | INTERLABORATORY COMPARISON PROGRAM ..... 76  |

ST. LUCIE PLANT  
 CHEMISTRY OPERATING PROCEDURE NO. C-200, REVISION 22  
OFFSITE DOSE CALCULATION MANUAL (ODCM)

**INDEX**

CONTROLS SECTION

---

PAGE

LIST OF FIGURES for CONTROLS SECTION

FIGURE

|     |  |     |
|-----|--|-----|
| 1-1 | SITE AREA MAP & ENVIRONMENTAL SAMPLE LOCATIONS . . . . | 222 |
| 1-2 | ENVIRONMENTAL SAMPLE LOCATIONS (10 MILES) . . . . .    | 223 |

LIST OF TABLES for CONTROLS SECTION

TABLE

|        |  |    |
|--------|--|----|
| 1-1    | FREQUENCY NOTATION . . . . .   | 16 |
| 3.3-12 | RADIOACTIVE LIQUID EFFLUENT MONITORING<br>INSTRUMENTATION . . . . .                                  | 19 |
| 3.3-13 | RADIOACTIVE GASEOUS EFFLUENT MONITORING<br>INSTRUMENTATION . . . . .                                 | 24 |
| 3.3-14 | RADIOACTIVE EFFLUENT MONITOR SETPOINT BASIS . . . . .  | 28 |
| 3.12-1 | RADIOLOGICAL ENVIRONMENTAL MONITORING PROGRAM . . . . .  | 55 |
| 3.12-2 | REPORTING LEVELS FOR RADIOACTIVITY CONCENTRATIONS<br>IN ENVIRONMENTAL SAMPLES . . . . .              | 58 |
| 4.3-8  | RADIOACTIVE LIQUID EFFLUENT MONITORING<br>INSTRUMENTATION SURVEILLANCE REQUIREMENTS . . . . .        | 21 |
| 4.3-9  | RADIOACTIVE GASEOUS EFFLUENT MONITORING<br>INSTRUMENTATION SURVEILLANCE REQUIREMENTS . . . . .       | 30 |
| 4.11-1 | RADIOACTIVE LIQUID WASTE SAMPLING<br>AND ANALYSIS PROGRAM . . . . .                                  | 34 |
| 4.11-2 | RADIOACTIVE GASEOUS WASTE SAMPLING<br>AND ANALYSIS PROGRAM . . . . .                                 | 40 |
| 4.12-1 | DETECTION CAPABILITIES FOR ENVIRONMENTAL SAMPLE<br>ANALYSIS LOWER LIMIT OF DETECTION (LLD) . . . . . | 59 |

ST. LUCIE PLANT  
 CHEMISTRY OPERATING PROCEDURE NO. C-200, REVISION 22  
OFFSITE DOSE CALCULATION MANUAL (ODCM)

**INDEX**

METHODOLOGY SECTION

|  | <u>PAGE</u> |
|--|-------------|
| Glossary for Methodology Section . . . . .   | 78          |
| <b>1.0 LIQUID RELEASES METHODOLOGY . . . . .</b>   | <b>81</b>   |
| 1.1 Radioactive Liquid Effluent Model Assumptions . . . . .  | 82          |
| 1.2 Determining the Fraction (F) of 10 CFR Part 20 Effluent<br>Concentration Limits (ECL) for a Liquid Release Source . . . . .            | 83          |
| 1.3 Determining Setpoints for Radioactive Liquid<br>Effluent Monitors . . . . .  | 86          |
| 1.4 Determining the Dose for Radioactive Liquid Releases . . . . .   | 90          |
| 1.5 Projecting Dose for Radioactive Liquid Effluents . . . . .   | 94          |
| <br>   |             |
| <b>2.0 Radioactive Releases of Gaseous Effluents . . . . .</b>   | <b>95</b>   |
| 2.1 Gaseous Effluent Model Assumptions . . . . .   | 96          |
| 2.2 Determining the Total Body and Skin Dose Rates for<br>Noble Gas Releases and Establishing Setpoints<br>for Effluent Monitors . . . . . | 97          |
| 2.3 Determining the Radioiodine and Particulate Dose Rate<br>to Any Organ From Gaseous Releases . . . . .                                  | 111         |
| 2.3.1 Inhalation . . . . .   | 113         |
| 2.3.2 Ground Plane . . . . .   | 115         |
| 2.3.3 Milk . . . . .   | 116         |
| 2.3.4 Tritium . . . . .  | 118         |
| 2.3.5 Total Dose Rate by Release Source . . . . .  | 120         |
| 2.4 Determining the Gamma Air Dose for Radioactive<br>Noble Gas Releases . . . . .   | 120         |
| 2.5 Determining the Beta Air Dose for Radioactive<br>Noble Gas Releases . . . . .  | 123         |
| 2.6 Determining the Radioiodine and Particulate Dose<br>to Any Age Group's Organ From Cumulative Releases . . . . .                        | 125         |
| DISCUSSION   |             |
| 2.6.1 Inhalation . . . . .   | 127         |
| 2.6.2 Ground Plane . . . . .   | 128         |
| 2.6.3 Milk . . . . .   | 129         |

ST. LUCIE PLANT  
 CHEMISTRY OPERATING PROCEDURE NO. C-200, REVISION 22  
OFFSITE DOSE CALCULATION MANUAL (ODCM)

**INDEX**

METHODOLOGY SECTION

---

|   | <u>PAGE</u> |
|---|-------------|
| 2.6 (continued)   |             |
| 2.6.4 Meat . . . . .  | 130         |
| 2.6.5 Vegetation . . . . .  | 132         |
| 2.6.6 Tritium (All pathways) . . . . .  | 134         |
| 2.6.7 Total Organ Dose . . . . .  | 135         |
| 2.7 Projecting Dose for Radioactive Gaseous Effluents . . . . .   | 136         |
| <br>  |             |
| 3.0 40 CFR 190 Dose Evaluation . . . . .  | 137         |
| <br>  |             |
| 4.0 Annual Report Format . . . . .  | 138         |
| <br>  |             |
| Appendix A - ECL, Dose Factor and Historical<br>Meteorological Tables . . . . .   | 153         |
| Appendix B - Current R.E.M. Sample Point Locations . . . . .  | 218         |
| Appendix C - Description of Meteorological Dispersion Formulas<br>Utilized for Historical Data and Methodology for<br>Determining Actual MET Data . . . . . | 224         |
| Appendix D - Description of the Interlaboratory Comparison Program . . . . .  | 226         |



ST. LUCIE PLANT  
CHEMISTRY OPERATING PROCEDURE NO. C-200, REVISION 22  
OFFSITE DOSE CALCULATION MANUAL (ODCM)

INTRODUCTION

The ODCM consists of the Controls Section followed by the Methodology Section.

The Controls Section provides the Control Statements, Limits, ACTION Statements, Surveillance Requirements and BASES for ensuring that Radioactive Liquid and Gaseous Effluents released to UNRESTRICTED AREAS and/or the SITE BOUNDARY will be maintained within the requirements of 10 CFR Part 20, 40 CFR Part 190, 10 CFR 50.36.a and 10 CFR Part 50 Appendix-I radioactive release criteria. All Control Statements and most Administrative Control Statements in the ODCM are directly tied to and reference the Plant Technical Specification (TS) Administrative Section. The Administrative Control for Major Changes to Radioactive Liquid, Gaseous and Solid Treatment Systems is as per the guidance of NUREG-1301, April 1991, Supplement No. 1 to NRC Generic Letter 89-01. The numbering sequences of Control Statements also follow the guidance of NUREG-1301 as applicable, to minimize differences.

The Methodology Section uses the models suggested by NUREG-0133, November, 1978 and Regulatory Guide 1.109 to provide calculation methods and parameters for determining results in compliance with the Controls Section of the ODCM. Simplifying assumptions have been applied where applicable to provide a more workable document for implementing the Control requirements. Alternate calculation methods may be used from those presented as long as the overall methodology does not change or as long as most up-to-date revisions of the Regulatory Guide 1.109 dose conversion factors and environmental transfer factors are substituted for those currently included and used in this document.

RECORDS AND NOTIFICATIONS

All records of reviews performed for changes to the ODCM shall be maintained in accordance with QI 17-PSL-1. All FRG approved changes to the ODCM, with required documentation of the changes per TS 6.14, shall be submitted to the NRC in the Annual Effluent Release Report. Procedures that directly implement, administer or supplement the requirements of the ODCM Controls and Surveillances are:

- COP-01.05, Processing Aerated Liquid Waste
- COP-01.06, Processing Gaseous Wastes
- COP-05.04, Chemistry Department Surveillances and Parameters
- COP-07.05, Process Monitor Setpoints

The Radiological Environmental Monitoring Program is performed by the State of Florida as per FPL Juno Nuclear Plant Services Corporate Environmental Procedure Number NBS-NPS-HP-WP-002.

ST. LUCIE PLANT  
CHEMISTRY OPERATING PROCEDURE NO. C-200, REVISION 22  
OFFSITE DOSE CALCULATION MANUAL (ODCM)

CONTROLS  
AND  
SURVEILLANCE REQUIREMENTS

ST. LUCIE PLANT  
CHEMISTRY OPERATING PROCEDURE NO. C-200, REVISION 22  
OFFSITE DOSE CALCULATION MANUAL (ODCM)

1.0 DEFINITIONS for CONTROLS SECTION OF ODCM

---

The defined terms of this section appear in capitalized type and are applicable throughout these Controls.

ACTION

1.1 ACTION shall be that part of a Control that prescribes remedial measures required under designated conditions.

CHANNEL CALIBRATION

1.4 A CHANNEL CALIBRATION shall be the adjustment, as necessary, of the channel output such that it responds with the necessary range and accuracy to known values of the parameter which the channel monitors. The CHANNEL CALIBRATION shall encompass the entire channel including the sensor and alarm and/or trip functions and shall include the CHANNEL FUNCTIONAL TEST. The CHANNEL CALIBRATION may be performed by any series of sequential, overlapping or total channel steps such that the entire channel is calibrated.

CHANNEL CHECK

1.5 A CHANNEL CHECK shall be the qualitative assessment of channel behavior during operation by observation. This determination shall include, where possible, comparison of the channel indication and/or status with other indications and/or status derived from independent instrument channels measuring the same parameter.

CHANNEL FUNCTIONAL TEST

1.6 A CHANNEL FUNCTIONAL TEST shall be the injection of a simulated signal into the channel as close to the sensor as practicable to verify OPERABILITY of alarm, interlock and/or trip functions. The CHANNEL FUNCTIONAL TEST shall include adjustments, as necessary, of the alarm, interlock and/or Trip Setpoints such that the setpoints are within the required range and accuracy.

ST. LUCIE PLANT  
CHEMISTRY OPERATING PROCEDURE NO. C-200, REVISION 22  
OFFSITE DOSE CALCULATION MANUAL (ODCM)

1.0 DEFINITIONS for CONTROLS SECTION OF ODCM

---

DOSE EQUIVALENT I-131

1.10 DOSE EQUIVALENT I-131 shall be that concentration of I-131 (microCurie/gram) which alone would produce the same thyroid dose as the quantity and isotopic mixture of I-131, I-132, I-133, I-134 and I-135 actually present. The thyroid dose conversion factors used for this calculation shall be the thyroid dose conversion factors listed in ICRP-30, Supplement to Part 1, Pages 192-212, Tables entitled, "Committed Dose Equivalent in Target Organs or Tissues per Intake of Unit Activity (Sv/Bq)." Reference PLA #98-007, PMAI 99-06-170, PLA #97-005, PMAI 00-01-036.

/R22  
/R22

FREQUENCY NOTATION

1.13 The FREQUENCY NOTATION specified for the performance of Surveillance Requirements shall correspond to the intervals defined in Table 1.1.

MEMBER (S) OF THE PUBLIC

1.17 MEMBER OF THE PUBLIC means an individual in a controlled or unrestricted area. However, an individual is not a member of the public during any period in which the individual receives an occupational dose.

OFFSITE DOSE CALCULATION MANUAL

1.18 The OFFSITE DOSE CALCULATION MANUAL (ODCM) shall contain the methodology and parameters used in the calculation of offsite doses resulting from radioactive gaseous and liquid effluents, in the calculation of gaseous and liquid effluent monitoring Alarm/Trip Setpoints and in the conduct of the Environmental Radiological Monitoring Program. The ODCM shall also contain (1) the Radioactive Effluent Controls and Radiological Environmental Monitoring Programs required by TS section 6.8.4 and (2) descriptions of the information that should be included in the Annual Radiological Environmental Operating and Annual Radioactive Effluent Release Reports required by TS 6.9.1.7 and 6.9.1.8.

ST. LUCIE PLANT  
CHEMISTRY OPERATING PROCEDURE NO. C-200, REVISION 22  
OFFSITE DOSE CALCULATION MANUAL (ODCM)

1.0 DEFINITIONS for CONTROLS SECTION OF ODCM

---

OPERABLE - OPERABILITY

1.19 A system, subsystem, train, component or device shall be OPERABLE or have OPERABILITY when it is capable of performing its specified function(s) and when all necessary attendant instrumentation, controls, electrical power, cooling or seal water, lubrication or other auxiliary equipment that are required for the system, subsystem, train, component or device to perform its function(s) are also capable of performing their related support function(s).

OPERATIONAL MODE - MODE

1.20 An OPERATIONAL MODE (i.e., MODE) shall correspond to any one inclusive combination of core reactivity condition, power level and average reactor coolant temperature specified in Table 1.2 of the St. Lucie Plant TS.

PURGE - PURGING

1.24 PURGE or PURGING shall be any controlled process of discharging air or gas from a confinement to maintain temperature, pressure, humidity, concentration or other operating condition, in such a manner that replacement air or gas is required to purify the confinement.

RATED THERMAL POWER

1.25 RATED THERMAL POWER shall be a total reactor core heat transfer rate to the reactor coolant of 2700 MWt.

REPORTABLE EVENT

1.27 A REPORTABLE EVENT shall be any of those conditions specified in Section 50.73 of 10 CFR Part 50.

ST. LUCIE PLANT  
CHEMISTRY OPERATING PROCEDURE NO. C-200, REVISION 22  
OFFSITE DOSE CALCULATION MANUAL (ODCM)

1.0 DEFINITIONS for CONTROLS SECTION OF ODCM

---

SITE BOUNDARY

1.30 SITE BOUNDARY means that line beyond which the land or property is not owned, leased or otherwise controlled by the licensee.

SOURCE CHECK

1.31 A SOURCE CHECK shall be the qualitative assessment of channel response when the channel sensor is exposed to a radioactive source.

THERMAL POWER

1.33 THERMAL POWER shall be the total reactor core heat transfer rate to the reactor coolant.

UNPLANNED RELEASE

1.34 **UNPLANNED RELEASE** is the unintended discharge of a volume of liquid or airborne radioactivity to the environment. The following guidance is presented to classify differences between unplanned releases and other releases that are not considered as an **UNPLANNED RELEASE**:

Is an **UNPLANNED RELEASE** if:

1. The wrong waste gas decay tank or liquid radwaste release tank is released off site.
2. Failure of process system to automatically divert a process stream to a radioactive treatment system upon radioactivity being present in the process at the detection level or at a certain level of activity, and the result is a discharge off site occurs.
3. Large losses from unexpected pipe or valve leaks where the resulting loss of radioactive material to off site such that a 10 CFR Part 50.72 or 10 CFR Part 50.73 report is required.

ST. LUCIE PLANT  
CHEMISTRY OPERATING PROCEDURE NO. C-200, REVISION 22  
OFFSITE DOSE CALCULATION MANUAL (ODCM)

1.0 DEFINITIONS for CONTROLS SECTION OF ODCM

---

UNPLANNED RELEASE (continued)

1.34 (continued)

Is not an **UNPLANNED RELEASE** if:

1. It cannot be shown that the release went off site, i.e., gas went to another part of the system(s) that contained the loss.
2. Normal losses through the Plant Vent due to valve and pipe leakage and purging activities to make the system safe for maintenance activities. Pressures drops in Gas Decay Tank(s) due to thermal cooling, shifting the Gas Analyzer sampling point, Chemistry Grab Sampling, or planned maintenance activities are not an **UNPLANNED RELEASE**.

UNRESTRICTED AREA

1.35 UNRESTRICTED AREA means an area, access to which is neither limited nor controlled by the licensee.

VENTILATION EXHAUST TREATMENT SYSTEM

1.39 A VENTILATION EXHAUST TREATMENT SYSTEM shall be any system designed and installed to reduce gaseous radioiodine or radioactive material in particulate form in effluents by passing ventilation or vent exhaust gases through charcoal absorbers and/or HEPA filters for the purpose of removing iodines or particulates from the gaseous exhaust stream prior to the release to the environment. Such a system is not considered to have any effect on noble gas effluents. Engineered Safety Features Atmospheric Cleanup Systems are not considered to be VENTILATION EXHAUST TREATMENT SYSTEM components.

ST. LUCIE PLANT  
CHEMISTRY OPERATING PROCEDURE NO. C-200, REVISION 22  
OFFSITE DOSE CALCULATION MANUAL (ODCM)

1.0 DEFINITIONS for CONTROLS SECTION OF ODCM

---

VENTING

1.40 VENTING shall be the controlled process of discharging air or gas from a confinement to maintain temperature, pressure, humidity, concentration or other operating condition, in such a manner that replacement air or gas is not provided or required during VENTING. Vent, used in system names, does not imply a VENTING process.

WASTE GAS HOLDUP SYSTEM

1.41 A WASTE GAS HOLDUP SYSTEM shall be any system designed and installed to reduce radioactive gaseous effluents by collecting Reactor Coolant System offgases from the Reactor Coolant System and providing for delay or holdup for the purpose of reducing the total radioactivity prior to release to the environment.



ST. LUCIE PLANT  
 CHEMISTRY OPERATING PROCEDURE NO. C-200, REVISION 22  
OFFSITE DOSE CALCULATION MANUAL (ODCM)

TABLE 1.1

FREQUENCY NOTATION

| <u>NOTATION</u> | <u>FREQUENCY</u>  |
|-----------------|---|
| S               | At least once per 12 hours.   |
| D               | At least once per 24 hours.   |
| W               | At least once per 7 days.   |
| 4/M*            | At least 4 per month at intervals of no greater than 9 days and minimum of 48 per year. |
| M               | At least once per 31 days.  |
| Q               | At least once per 92 days.  |
| SA              | At least once per 184 days.   |
| R               | At least once per 18 months.  |
| S/U             | Prior to each reactor startup.  |
| N.A.            | Not Applicable.   |
| P**             | Completed prior to each release   |

---

\* For Radioactive Effluent Sampling

\*\* For Radioactive Batch Releases Only

ST. LUCIE PLANT  
CHEMISTRY OPERATING PROCEDURE NO. C-200, REVISION 22  
OFFSITE DOSE CALCULATION MANUAL (ODCM)

3/4 CONTROLS AND SURVEILLANCE REQUIREMENTS

3/4.0 APPLICABILITY

CONTROLS

---

3.0.1 Compliance with the Controls contained in the succeeding controls is required during the conditions specified therein; except that upon failure to meet the Control, the associated ACTION requirements shall be met.

3.0.2 Noncompliance with a Control shall exist when the requirements of the Control and associated ACTION requirements are not met within the specified time intervals. If the Control is restored prior to expiration of the specified time intervals, completion of the ACTION requirements is not required.

SURVEILLANCE REQUIREMENTS

---

4.0.1 Surveillance Requirements shall be met during the conditions specified for individual Controls unless otherwise stated in an individual Surveillance Requirement.

4.0.2 Each Surveillance Requirement shall be performed within the specified time interval with:

- a. A maximum allowable extension not to exceed 25% of the surveillance interval.

ST. LUCIE PLANT  
CHEMISTRY OPERATING PROCEDURE NO. C-200, REVISION 22  
OFFSITE DOSE CALCULATION MANUAL (ODCM)

INSTRUMENTATION

RADIOACTIVE LIQUID EFFLUENT MONITORING INSTRUMENTATION

CONTROLS

---

3.3.3.9 In accordance with St. Lucie Plant TS 6.8.4.f.1), the radioactive liquid effluent monitoring instrumentation channels shown in Table 3.3-12 shall be OPERABLE with their Alarm/Trip Setpoints set to ensure that the limits of Control 3.11.1.1 are not exceeded. The Alarm/Trip Setpoints of these channels shall be determined and adjusted in accordance with the methodology and parameters in the OFFSITE DOSE CALCULATION MANUAL (ODCM).

APPLICABILITY: At all times.

ACTION:

- a. With a radioactive liquid effluent monitoring instrumentation channel Alarm/Trip Setpoint less conservative than required by the above control, immediately suspend the release of radioactive liquid effluents monitored by the affected channel or declare the channel inoperable or change the setpoint so it is acceptably conservative.
- b. With less than the minimum number of radioactive liquid effluent monitoring instrumentation channels OPERABLE, take the ACTION shown in Table 3.3-12. Restore the inoperable instrumentation to OPERABLE status within 30 days and, if unsuccessful, explain in the next Annual Radioactive Effluent Release Report why this inoperability was not corrected in a timely manner.
- c. Report all deviations in the Annual Radioactive Effluent Release Report.

SURVEILLANCE REQUIREMENTS

---

4.3.3.9 Each radioactive liquid effluent monitoring instrumentation channel shall be demonstrated OPERABLE by performance of the CHANNEL CHECK, SOURCE CHECK, CHANNEL CALIBRATION and CHANNEL FUNCTIONAL TEST at the frequencies shown in Table 4.3-8.

ST. LUCIE PLANT  
 CHEMISTRY OPERATING PROCEDURE NO. C-200, REVISION 22  
OFFSITE DOSE CALCULATION MANUAL (ODCM)

TABLE 3.3-12

RADIOACTIVE LIQUID EFFLUENT MONITORING INSTRUMENTATION

| INSTRUMENT   | MINIMUM CHANNELS OPERABLE | ACTION |
|--|---------------------------|--------|
| 1. Radioactivity Monitors Providing Alarm and Automatic Termination of Release |                           |        |
| a) Liquid Radwaste Effluent Line   | 1                         | 35     |
| b) Steam Generator Blowdown Effluent Line                                      | 1/SG                      | 36     |
| 2. Flow Rate Measurement Devices   |                           |        |
| a) Liquid Radwaste Effluent Line   | N.A.                      | 38     |
| b) Discharge Canal   | N.A.                      | 38     |
| c) Steam Generator Blowdown Effluent Lines                                     | N.A.                      | 38     |

SG - Denotes Steam Generator

ST. LUCIE PLANT  
CHEMISTRY OPERATING PROCEDURE NO. C-200, REVISION 22  
OFFSITE DOSE CALCULATION MANUAL (ODCM)

TABLE 3.3-12 (Continued)

ACTION STATEMENTS

**ACTION 35** - With the number of channels OPERABLE less than required by the Minimum Channels OPERABLE requirement, effluent releases may continue for up to 14 days provided that prior to initiating a release:

- a. At least two independent samples are analyzed in accordance with the Surveillance Requirement for concentration limit of Control 4.11.1.1.1. and
- b. At least two technically qualified members of the Facility Staff independently verify the release rate calculations and discharge line valving.

Otherwise, suspend release of radioactive effluents via this pathway.

**ACTION 36** - With the number of channels OPERABLE less than required by the Minimum Channels OPERABLE requirement, effluent releases via this pathway may continue for up to 30 days provided grab samples are analyzed for gross radioactivity (beta or gamma) at a limit of detection of at least 2.E-07 micro-Curie/ml:

- a. At least once per 8 hours when the specific activity of the secondary coolant is greater than 0.01 micro-Curies/gram DOSE EQUIVALENT I-131 or
- b. At least once per 24 hours when the specific activity of the secondary coolant is less than or equal to 0.01 micro-Curies/gram DOSE EQUIVALENT I-131.

**ACTION 38** - Minimum system design flow of required running pumps shall be utilized for ECL calculations for discharge canal flow and maximum system design flow be utilized for ECL calculations for effluent line flow.

ST. LUCIE PLANT  
 CHEMISTRY OPERATING PROCEDURE NO. C-200, REVISION 22  
OFFSITE DOSE CALCULATION MANUAL (ODCM)

TABLE 4.3-8

RADIOACTIVE LIQUID EFFLUENT MONITORING  
 INSTRUMENTATION SURVEILLANCE REQUIREMENTS (4)

| INSTRUMENT   | CHANNEL CHECK | SOURCE CHECK | CHANNEL CALIBRATION | CHANNEL FUNCTIONAL TEST |
|--|---------------|--------------|---------------------|-------------------------|
| 1. Radioactivity Monitors Providing Alarm and Automatic Termination of Release |               |              |                     |                         |
| a) Liquid Radwaste Effluent Line   | D             | P            | R (2)               | Q (1)                   |
| b) Steam Generator Blowdown Effluent Line                                      | D             | M            | R (2)               | Q (1)                   |
| 2. Flow Rate Measurement Devices   |               |              |                     |                         |
| a) Liquid Radwaste Effluent Line   | D (3)         | N.A.         | R                   | Q                       |
| b) Discharge Canal   | D (3)         | N.A.         | R                   | Q                       |
| c) Steam Generator Blowdown Effluent Line                                      | D (3)         | N.A.         | R                   | Q                       |

ST. LUCIE PLANT  
CHEMISTRY OPERATING PROCEDURE NO. C-200, REVISION 22  
OFFSITE DOSE CALCULATION MANUAL (ODCM)

TABLE 4.3-8 (Continued)

TABLE NOTATIONS

- (1) The CHANNEL FUNCTIONAL TEST shall also demonstrate automatic isolation of this pathway and control room alarm annunciation occur if any of the following conditions exist:
  1. Instrument indicates measured levels above the alarm/trip setpoint or
  2. Circuit failure or
  3. Instrument indicates a downscale failure or
  4. Instrument controls not set in operate mode.
- (2) The initial CHANNEL CALIBRATION shall be performed using one or more of the reference standards traceable to the National Institute of Standards & Technology (NIST) or using standards that have been calibrated against standards certified by the NIST. These standards should permit calibrating the system over its intended range of energy and rate capabilities that are typical of normal plant operation. For subsequent CHANNEL CALIBRATION, button sources that have been related to the initial calibration may be used.
- (3) CHANNEL CHECK shall consist of verifying indication of flow during periods of release. CHANNEL CHECK shall be made at least once per 24 hours on days on which continuous, periodic or batch releases are made.
- (4) The requirements to perform the surveillances is not applicable, if Table 3.3-12 list the INSTRUMENT MINIMUM CHANNELS OPERABLE as not applicable (N.A.). (Reference CR 99-0361, PMAI 99-04-106).

ST. LUCIE PLANT  
CHEMISTRY OPERATING PROCEDURE NO. C-200, REVISION 22  
OFFSITE DOSE CALCULATION MANUAL (ODCM)

INSTRUMENTATION

RADIOACTIVE GASEOUS EFFLUENT MONITORING INSTRUMENTATION

CONTROLS

---

3.3.3.10 In accordance with St. Lucie Plant TS 6.8.4.f.1), the radioactive gaseous effluent monitoring instrumentation channels shown in Table 3.3-13 shall be OPERABLE with their Alarm/Trip Setpoints set to ensure that the limits of Control 3.11.2.1 are not exceeded. The Alarm/Trip Setpoints of these channels shall be determined and adjusted in accordance with the methodology and parameters in the ODCM.

APPLICABILITY: As shown in Table 3.3-13

ACTION:

- a. With a radioactive gaseous effluent monitoring instrumentation channel Alarm/Trip Setpoint less conservative than required by the above control, immediately suspend the release of radioactive gaseous effluents monitored by the affected channel or declare the channel inoperable or change the setpoint so it is acceptably conservative.
- b. With less than the minimum number of radioactive gaseous effluent monitoring instrumentation channels OPERABLE, take the ACTION shown in Table 3.3-13. Restore the inoperable instrumentation to OPERABLE status within 30 days and, if unsuccessful, explain in the next Annual Radioactive Effluent Release Report why this inoperability was not corrected in a timely manner.
- c. Report all deviations in the Annual Radioactive Effluent Release Report.

SURVEILLANCE REQUIREMENTS

---

4.3.3.10 Each radioactive gaseous effluent monitoring instrumentation channel shall be demonstrated OPERABLE by performance of the CHANNEL CHECK, SOURCE CHECK, CHANNEL CALIBRATION and CHANNEL FUNCTIONAL TEST at the frequencies shown in Table 4.3-9.



ST. LUCIE PLANT  
CHEMISTRY OPERATING PROCEDURE NO. C-200, REVISION 22  
OFFSITE DOSE CALCULATION MANUAL (ODCM)

TABLE 3.3-13

RADIOACTIVE GASEOUS EFFLUENT MONITORING INSTRUMENTATION

| INSTRUMENT   | MINIMUM CHANNELS OPERABLE | APPLICABILITY | ACTION |
|--|---------------------------|---------------|--------|
| 1. Waste Gas Holdup System   |                           |               |        |
| a) Noble Gas Activity Monitor - Providing Alarm and Automatic Termination of Release | 1/Rx                      | *             | 45     |
| 2. Condenser Evacuation System   |                           |               |        |
| a) Noble Gas Activity Monitor  | 1/Rx                      | **            | 47     |
| 3. Plant Vent System   |                           |               |        |
| a) Noble Gas Activity Monitor (Low Range)  | 1/Rx                      | *             | 47     |
| b) Iodine Sampler  | 1/Rx                      | *             | 51     |
| c) Particulate Sampler   | 1/Rx                      | *             | 51     |
| d) Flow Rate Monitor   | N.A.                      | *             | 53     |
| e) Sampler Flow Rate Monitor   | 1/Rx                      | *             | 46     |
| 4. Fuel Storage Area Ventilation System  |                           |               |        |
| a) Noble Gas Activity Monitor (Low Range)  | 1/Rx                      | *             | 47     |
| b) Iodine Sampler  | 1/Rx                      | *             | 51     |
| c) Particulate Sampler   | 1/Rx                      | *             | 51     |
| d) Flow Rate Monitor   | N.A.                      | *             | 53     |
| e) Sampler Flow Rate Monitor   | 1/Rx                      | *             | 46     |

ST. LUCIE PLANT  
 CHEMISTRY OPERATING PROCEDURE NO. C-200, REVISION 22  
OFFSITE DOSE CALCULATION MANUAL (ODCM)

TABLE 3.3-13 (Continued)

RADIOACTIVE GASEOUS EFFLUENT MONITORING INSTRUMENTATION

| INSTRUMENT                                | MINIMUM CHANNELS OPERABLE | APPLICABILITY | ACTION |
|---|---------------------------|---------------|--------|
| 5. Laundry Area Ventilation System        |                           |               |        |
| a) Noble Gas Activity Monitor (Low Range) | 1/Rx                      | *             | 47     |
| b) Iodine Sampler                         | 1/Rx                      | *             | 51     |
| c) Particulate Sampler                    | 1/Rx                      | *             | 51     |
| d) Flow Rate Monitor                      | N.A.                      | *             | 53     |
| e) Sampler Flow Rate Monitor              | 1/Rx                      | *             | 46     |
| 6. Steam Generator Blowdown Building Vent |                           |               |        |
| a) Noble Gas Activity Monitor (Low Range) | 1                         | *             | 47     |
| b) Iodine Sampler                         | 1                         | *             | 51     |
| c) Particulate Sampler                    | 1                         | *             | 51     |
| d) Flow Rate Monitor                      | N.A.                      | *             | 53     |
| e) Sampler Flow Rate Monitor              | 1                         | *             | 46     |

ST. LUCIE PLANT  
 CHEMISTRY OPERATING PROCEDURE NO. C-200, REVISION 22  
OFFSITE DOSE CALCULATION MANUAL (ODCM)

TABLE 3.3-13 (Continued)  
TABLE NOTATIONS

- \* - At all times while making releases via this pathway
- \*\* - At all times when air ejector exhaust is not directed to plant vent.
- Rx - Denotes reactor

ACTION STATEMENTS

**ACTION 45** - With the number of channels OPERABLE less than required by the Minimum Channels OPERABLE requirement, the contents of the tank(s) may be released to the environment for up to 14 days provided that prior to initiating a release:

- a. At least two independent samples of the tank's contents are analyzed and
- b. At least two technically qualified members of the facility staff independently verify the release rate calculations and discharge valve lineup.

Otherwise, suspend release of radioactive effluents via this pathway.

**ACTION 46** - With the number of channels OPERABLE less than required by the Minimum Channels OPERABLE requirement, effluent releases via this pathway may continue for up to 30 days provided the flow rate is estimated at least once per 4 hours.

**ACTION 47** - With the number of channels OPERABLE less than required by the Minimum Channels OPERABLE, effluent releases via this pathway may continue for up to 30 days provided:

- a. If channel inoperability is due to loss of activity indication, Then grab samples are taken at least once per 8 hours and these samples are analyzed for isotopic activity within 24 hours.

**OR**

- b. If channel inoperability is due to loss of Control Room alarm annunciation discovered during a channel functional test because of any one or more of the following reasons listed, Then channel checks are performed once per hour to verify normal indication and current assigned setpoints are NOT exceeded.

1. Failure to annunciate when testing alarm/trip setpoints.
2. Circuit failure.
3. Downscale failure.
4. Controls NOT set in OPERATE mode.

ST. LUCIE PLANT  
CHEMISTRY OPERATING PROCEDURE NO. C-200, REVISION 22  
OFFSITE DOSE CALCULATION MANUAL (ODCM)

TABLE 3.3-13 (Continued)  
TABLE NOTATIONS

ACTION STATEMENTS  
(continued)

ACTION 51 - With the number of channels OPERABLE less than required by the Minimum Channels OPERABLE requirement, effluent releases via the affected pathway may continue for up to 30 days provided samples are continuously collected with auxiliary sampling equipment as required in Table 4.11-2.

ACTION 53 - Maximum system flows shall be utilized in the determination of the instantaneous release monitor alarm setpoint.

ST. LUCIE PLANT  
CHEMISTRY OPERATING PROCEDURE NO. C-200, REVISION 22  
OFFSITE DOSE CALCULATION MANUAL (ODCM)

TABLE 3.3-14  
RADIOACTIVE EFFLUENT MONITOR SETPOINT BASIS

| ODCM Effluent Gas Channels | CHANNEL ID | BASIS DOCUMENT     | ALERT SETPOINT <sup>e</sup> | HIGH SETPOINT <sup>e</sup>                              |
|----------------------------|------------|--------------------|-----------------------------|---|
| 1PV LOW RANGE GAS          | 01-05      | C-200 <sup>a</sup> | 5 x Bkg.                    | Allotted % Of Site Limit <sup>g</sup>                   |
| 1FHB LOW RANGE GAS         | 04-05      | C-200 <sup>a</sup> | 5 x Bkg.                    | Allotted % Of Site Limit <sup>g</sup>                   |
| 2A PV PIG LOW RANGE GAS    | 423        | C-200 <sup>a</sup> | 5 x Bkg.                    | Allotted % Of Site Limit <sup>g</sup> For Plant Vent #2 |
| 2B PV PIG LOW RANGE GAS    | 433        | C-200 <sup>a</sup> | 5 x Bkg.                    |   |
| 2PV WRGM LOW RANGE GAS     | 621        | C-200 <sup>a</sup> | 5 x Bkg.                    |   |
| 2FHB LOW RANGE GAS         | 413        | C-200 <sup>a</sup> | 5 x Bkg.                    | Allotted % Of Site Limit <sup>g</sup>                   |
| SGBDB LOW RANGE GAS        | 45-6       | C-200 <sup>a</sup> | 5 x Bkg.                    | Allotted % Of Site Limit <sup>g</sup>                   |
| 1 CONDENSER AIR EJECTOR    | 35         | C-200              | 2 x Bkg. <sup>b</sup>       | 3 x Bkg.  |
| 2 CONDENSER AIR EJECTOR    | 403        | C-200              | 2 x Bkg. <sup>b</sup>       | 3 x Bkg.  |
| 1 BATCH GAS EFFLUENT       | 42         | C-200 <sup>a</sup> | As Per COP-01.06            | As Per COP-01.06 <sup>a,h</sup>                         |
| 2 BATCH GAS EFFLUENT       | 203        | C-200 <sup>a</sup> | As Per COP-01.06            | As Per COP-01.06 <sup>a,h</sup>                         |

| ODCM Related Particulate Channels | CHANNEL ID | BASIS DOCUMENT          | ALERT SETPOINT <sup>e</sup> | HIGH SETPOINT <sup>e</sup> |
|-----------------------------------|------------|-------------------------|-----------------------------|----------------------------|
| 1PV PARTICULATE                   | 01-01      | FUSAR                   | 5000 CPM                    | 10,000 CPM <sup>c</sup>    |
| 1FHB PARTICULATE                  | 04-01      | FUSAR & TS <sup>d</sup> | 5000 CPM                    | 10,000 CPM <sup>c</sup>    |
| 2A PV PIG PARTICULATE             | 421        | FUSAR                   | 5000 CPM                    | 10,000 CPM <sup>c</sup>    |
| 2B PV PIG PARTICULATE             | 431        | FUSAR                   | 5000 CPM                    | 10,000 CPM <sup>c</sup>    |
| 2FHB PARTICULATE                  | 411        | FUSAR & TS <sup>d</sup> | 5000 CPM                    | 10,000 CPM <sup>c</sup>    |
| SGBDB PARTICULATE                 | 45-4       | FUSAR                   | 5000 CPM                    | 10,000 CPM <sup>c</sup>    |

**ST. LUCIE PLANT**  
**CHEMISTRY OPERATING PROCEDURE NO. C-200, REVISION 22**  
**OFFSITE DOSE CALCULATION MANUAL (ODCM)**

**TABLE 3.3-14 (continued)**  
**RADIOACTIVE EFFLUENT MONITOR SETPOINT BASIS**

| ODCM Related Iodine Channels | CHANNEL ID | BASIS DOCUMENT | ALERT SETPOINT <sup>e</sup> | HIGH SETPOINT <sup>e</sup> |
|------------------------------|------------|----------------|-----------------------------|----------------------------|
| 1PV IODINE                   | 01-03      | FUSAR          | 5000 CPM                    | 10,000 CPM <sup>c</sup>    |
| 1FHB IODINE                  | 04-03      | FUSAR          | 5000 CPM                    | 10,000 CPM <sup>c</sup>    |
| 2A PV PIG IODINE             | 422        | FUSAR          | 5000 CPM                    | 10,000 CPM <sup>c</sup>    |
| 2B PV PIG IODINE             | 432        | FUSAR          | 5000 CPM                    | 10,000 CPM <sup>c</sup>    |
| 2FHB IODINE                  | 412        | FUSAR          | 5000 CPM                    | 10,000 CPM <sup>c</sup>    |
| SGBDB IODINE                 | 45-5       | FUSAR          | 5000 CPM                    | 10,000 CPM <sup>c</sup>    |

| ODCM Related Liquid Channels | CHANNEL ID | BASIS DOCUMENT | ALERT SETPOINT <sup>e</sup> | HIGH SETPOINT <sup>e</sup>    |
|------------------------------|------------|----------------|-----------------------------|-------------------------------|
| 1A S/G BLOWDOWN              | 44         | C-200          | 2 x Bkg.                    | 2.E-04 uCi/ml <sup>f,m</sup>  |
| 1B S/G BLOWDOWN              | 45         | C-200          | 2 x Bkg.                    | 2.E-04 uCi/ml <sup>f,m</sup>  |
| 2A S/G BLOWDOWN              | 121        | C-200          | 2 x Bkg.                    | 2.E-04 uCi/ml <sup>m</sup>    |
| 2B S/G BLOWDOWN              | 122        | C-200          | 2 x Bkg.                    | 2.E-04 uCi/ml <sup>m</sup>    |
| 1 BATCH LIQUID EFFLUENT      | R6627      | C-200          | As Per COP-01.05            | As Per COP-01.05 <sup>n</sup> |
| 2 BATCH LIQUID EFFLUENT      | 301        | C-200          | As Per COP-01.05            | As Per COP-01.05 <sup>n</sup> |

**Table Notations:**

- a - ODCM Control 3.11.2.1a
  - b - ODCM Table 4.11-1 Note (7)
  - c - ODCM Control 3.11.2.1.b
  - d - TS Table 3.3-6 required instrument 2.a.ii with setpoint per ODCM
  - e - Setpoints may be rounded for analog and digital display input limitations.
  - f - The channel setpoint to be in cpm equivalent to this activity
  - g - per ODCM Methodology Step 2.2.2
  - h - Batch Gaseous Release Rate and Maximum activity limits shall be used such that Plant Vent (PV) Release HIGH setpoints should not be exceeded.
  - i, j, k, and l not used in notation for clarity
  - m - Continuous Liquid setpoint methodology per ODCM 1.3.2
  - n - Batch liquid setpoint methodology per ODCM 1.3.1
- FUSAR - Channel listed in fusar, but not required by ODCM Control 3.3.10 Table 3.3-13. The setpoints are used to provide alarm well before exceeding ODCM Control 3.11.2.1.b Site Dose Rate Limit. The inoperability of a fusar channel above does not involve an ACTION statement unless TS (Technical Specification) is noted.

2 x Bkg., 3 x Bkg., 5 x Bkg. etc., denotes the number of times the normal channel reading is the appropriate Alarm Setting. These type of setpoints should be periodically evaluated to insure alarm sensitivity is maintained as per COP-07.05.

ST. LUCIE PLANT  
CHEMISTRY OPERATING PROCEDURE NO. C-200, REVISION 22  
OFFSITE DOSE CALCULATION MANUAL (ODCM)

TABLE 4.3-9

RADIOACTIVE GASEOUS EFFLUENT MONITORING  
INSTRUMENTATION SURVEILLANCE REQUIREMENTS (4)

| INSTRUMENT   | CHANNEL CHECK | SOURCE CHECK | CHANNEL CALIBRATION | CHANNEL FUNCTIONAL TEST | Modes in which surveillance required |
|--|---------------|--------------|---------------------|-------------------------|--------------------------------------|
| 1. Waste Gas Holdup System   |               |              |                     |                         |                                      |
| a) Noble Gas Activity Monitor - Providing Alarm and Automatic Termination of Release | P             | P            | R (3)               | Q (1)                   | *                                    |
| 2. Condenser Evacuation System   |               |              |                     |                         |                                      |
| a) Noble Gas Activity Monitor  | D             | M            | R (3)               | Q (2)                   | **                                   |
| 3. Plant Vent System   |               |              |                     |                         |                                      |
| a) Noble Gas Activity Monitor  | D             | M            | R (3)               | Q (2)                   | *                                    |
| b) Iodine Sampler  | W             | N.A.         | N.A.                | N.A.                    | *                                    |
| c) Particulate Sampler   | W             | N.A.         | N.A.                | N.A.                    | *                                    |
| d) Flow Rate Monitor   | D             | N.A.         | R                   | Q                       | *                                    |
| e) Sampler Flow Rate Monitor   | D             | N.A.         | R                   | N.A.                    | *                                    |
| 4. Fuel Storage Area Ventilation System  |               |              |                     |                         |                                      |
| a) Noble Gas Activity Monitor  | D             | M            | R (3)               | Q (2)                   | *                                    |
| b) Iodine Sampler  | W             | N.A.         | N.A.                | N.A.                    | *                                    |
| c) Particulate Sampler   | W             | N.A.         | N.A.                | N.A.                    | *                                    |
| d) Flow Rate Monitor   | D             | N.A.         | R                   | Q                       | *                                    |
| e) Sampler Flow Rate Monitor   | D             | N.A.         | R                   | N.A.                    | *                                    |

ST. LUCIE PLANT  
CHEMISTRY OPERATING PROCEDURE NO. C-200, REVISION 22  
OFFSITE DOSE CALCULATION MANUAL (ODCM)

TABLE 4.3-9 (Continued)

RADIOACTIVE GASEOUS EFFLUENT MONITORING  
INSTRUMENTATION SURVEILLANCE REQUIREMENTS (4)

| INSTRUMENT                                | CHANNEL CHECK | SOURCE CHECK | CHANNEL CALIBRATION | CHANNEL FUNCTIONAL TEST | Modes in which surveillance required |
|---|---------------|--------------|---------------------|-------------------------|--------------------------------------|
| 5. Laundry Area Ventilation System        |               |              |                     |                         |                                      |
| a) Noble Gas Activity Monitor             | D             | M            | R (3)               | Q (2)                   | *                                    |
| b) Iodine Sampler                         | W             | N.A.         | N.A.                | N.A.                    | *                                    |
| c) Particulate Sampler                    | W             | N.A.         | N.A.                | N.A.                    | *                                    |
| d) Flow Rate Monitor                      | D             | N.A.         | R                   | Q                       | *                                    |
| e) Sampler Flow Rate Monitor              | D             | N.A.         | R                   | N.A.                    | *                                    |
| 6. Steam Generator Blowdown Building Vent |               |              |                     |                         |                                      |
| a) Noble Gas Activity Monitor             | D             | M            | R (3)               | Q (2)                   | *                                    |
| b) Iodine Sampler                         | W             | N.A.         | N.A.                | N.A.                    | *                                    |
| c) Particulate Sampler                    | W             | N.A.         | N.A.                | N.A.                    | *                                    |
| d) Flow Rate Monitor                      | D             | N.A.         | R                   | Q                       | *                                    |
| e) Sampler Flow Rate Monitor              | D             | N.A.         | R                   | N.A.                    | *                                    |



ST. LUCIE PLANT  
CHEMISTRY OPERATING PROCEDURE NO. C-200, REVISION 22  
OFFSITE DOSE CALCULATION MANUAL (ODCM)

TABLE 4.3-9 (Continued)

TABLE NOTATIONS

- \* - At all times when making releases via this pathway.
  - \*\* - At all times when air ejector exhaust is not directed to plant vent.
- (1) The CHANNEL FUNCTIONAL TEST shall also demonstrate automatic isolation of this pathway and control room alarm annunciation occurs if any of the following conditions exist:
1. Instrument indicates measured levels above the alarm/trip setpoint or
  2. Circuit failure or
  3. Instrument indicates a downscale failure or
  4. Instrument controls not set in operate mode.
- (2) The CHANNEL FUNCTIONAL TEST shall also demonstrate that control room alarm annunciation occurs if any of the following conditions exist:
1. Instrument indicates measured levels above the alarm/trip setpoint or
  2. Circuit failure or
  3. Instrument indicates a downscale failure or
  4. Instrument controls not set in operate mode.
- (3) The initial CHANNEL CALIBRATION shall be performed using one or more of the reference standards traceable to the National Institute of Standards & Technology (NIST) or using standards that have been calibrated against standards certified by the NIST. These standards should permit calibrating the system over its intended range of energy and rate capabilities that are typical of normal plant operation. For subsequent CHANNEL CALIBRATION, button sources that have been related to the initial calibration may be used.
- (4) The requirements to perform the surveillances is not applicable, if Table 3.3-13 list the INSTRUMENT MINIMUM CHANNELS OPERABLE as not applicable (N.A.). (Reference CR 99-0361, PMAI 99-04-106).

ST. LUCIE PLANT  
CHEMISTRY OPERATING PROCEDURE NO. C-200, REVISION 22  
OFFSITE DOSE CALCULATION MANUAL (ODCM)

3/4.11 RADIOACTIVE EFFLUENTS

3/4.11.1 LIQUID EFFLUENTS

CONCENTRATION

CONTROLS

---

3.11.1.1 In accordance with the St. Lucie Plant TS 6.8.4.f.2) and 3), the concentration of radioactive material released in liquid effluents to UNRESTRICTED AREAS (see TS Figure 5.1-1) shall be limited to ten times the concentrations specified in 10 CFR Part 20.1001-20.2401, Appendix B, Table 2, Column 2 for radionuclides other than dissolved or entrained noble gases. For dissolved or entrained noble gases, the concentration shall be limited to 2.E-04 micro-Curie/ml total activity.

APPLICABILITY: At all times.

ACTION:

- a. With the concentration of radioactive material released in liquid effluents to UNRESTRICTED AREAS exceeding the above limits, immediately restore the concentration to within the above limits.

SURVEILLANCE REQUIREMENTS

---

4.11.1.1.1 Radioactive liquid wastes shall be sampled and analyzed according to the sampling and analysis program of Table 4.11-1.

4.11.1.1.2 The results of the radioactivity analyses shall be used in accordance with the methodology and parameters in the ODCM to assure that the concentrations at the point of release are maintained within the limits of Control 3.11.1.1.

4.11.1.1.3 Post-release analyses of samples composited from batch releases shall be performed in accordance with Table 4.11-1 and results of the previous post-release analyses shall be used with the calculational methods in the ODCM to assure that the concentrations at the point of release were maintained within the limits of Control 3.11.1.1.

**ST. LUCIE PLANT**  
**CHEMISTRY OPERATING PROCEDURE NO. C-200, REVISION 22**  
**OFFSITE DOSE CALCULATION MANUAL (ODCM)**

**TABLE 4.11-1 RADIOACTIVE LIQUID WASTE SAMPLING AND ANALYSIS PROGRAM**

| Liquid Release Type   | Sampling Frequency  | Minimum Analysis Frequency | Type of Activity Analysis                      | Lower Limit of Detection LLD (1) ( $\mu\text{Ci/ml}$ ) |
|---|---------------------|----------------------------|--|--|
| A. Batch Waste Release Tanks (2)  | P<br>Each Batch     | Each Batch                 | P.G.E. (3)                                     | 5.E-07   |
|   |                     |                            | I-131  | 1.E-06   |
|   | P<br>One Batch/M    | M                          | Dissolved and Entrained Gases (Gamma Emitters) | 1.E-05   |
|   | P<br>Each Batch     | M<br>Composite (4)         | H-3  | 1.E-05   |
|   |                     |                            | Gross Alpha                                    | 1.E-07   |
|   | P<br>Each Batch     | Q<br>Composite (4)         | Sr-89, Sr-90                                   | 5.E-08   |
| Fe-55   |                     |                            | 1.E-06   |  |
| B. Continuous Releases (5, 6)   | Daily               | 4/M<br>Composite           | P.G.E.(3)                                      | 5.E-07   |
|   |                     |                            | I-131  | 1.E-06   |
|   | Daily Grab Sample   | 4/M<br>Composite           | Dissolved and Entrained Gases (Gamma Emitters) | 1.E-05   |
|   | Daily               | M<br>Composite             | H-3  | 1.E-05   |
|   |                     |                            | Gross Alpha                                    | 1.E-07   |
|   | Daily               | Q<br>Composite             | Sr-89, Sr-90                                   | 5.E-08   |
| Fe-55   |                     |                            | 1.E-06   |  |
| C. Settling Basin (7)   | W<br>Grab Sample    | W                          | P.G.E. (3)                                     | 5.E-07   |
|   |                     |                            | I-131  | 1.E-06   |
| D. Settling Basin as a Batch Release Pathway. (Reference CR 99-1165 PMAI 99-08-084) | P<br>Each Batch (8) | Each Batch                 | P.G.E. (3)                                     | 5.E-07   |
|   |                     |                            | I-131  | 1.E-06   |
|   |                     |                            | Dissolved and Entrained Gases (Gamma Emitters) | 1.E-05   |
|   | Each Batch          | Each Batch                 | H-3  | 1.E-05   |
|   |                     |                            | Gross Alpha                                    | 1.E-07   |
|   |                     |                            | Sr-89, Sr-90                                   | 5.E-08   |
|   |                     |                            | Fe-55  | 1.E-06   |

P.G.E. - Denotes Principal Gamma Emitter

St. Lucie Plant ODCM Controls

ST. LUCIE PLANT  
CHEMISTRY OPERATING PROCEDURE NO. C-200, REVISION 22  
OFFSITE DOSE CALCULATION MANUAL (ODCM)

TABLE 4.11-1 (Continued)

TABLE NOTATION

- (1) The LLD is defined for purposes of these controls, as the smallest concentration of radioactive material in a sample that will yield a net count, above system background, that will be detected with 95% probability with only 5% probability of falsely concluding that a blank observation represents a real signal.

For a particular measurement system, which may include radiochemical separation:

$$LLD = \frac{4.66 S_b}{E \cdot V \cdot 2.22E+06 \cdot Y \cdot \exp(-\lambda \cdot \Delta T)}$$

Where:

|            |   |  |
|------------|---|--|
| LLD        | = | the a priori lower limit of detection (micro-Curie per unit mass or volume),   |
| $S_b$      | = | the standard deviation of the background counting rate or of the counting rate of a blank sample as appropriate (counts per minute), |
| E          | = | the counting efficiency (counts per disintegration),   |
| V          | = | the sample size (units of mass or volume),   |
| 2.22E+06   | = | the number of disintegrations per minute per micro-Curie.,   |
| Y          | = | the fractional radiochemical yield, when applicable,   |
| $\lambda$  | = | the radioactive decay constant for the particular radionuclide ( $\text{sec}^{-1}$ ) and   |
| $\Delta T$ | = | the elapsed time between the midpoint of sample collection and the time of counting (sec).   |

Typical values of E, V, Y and  $\Delta T$  should be used in the calculation.

It should be recognized that the LLD is defined as an a priori (before the fact) limit representing the capability of a measurement system and not as an a posteriori (after the fact) limit for a particular measurement.

ST. LUCIE PLANT  
CHEMISTRY OPERATING PROCEDURE NO. C-200, REVISION 22  
OFFSITE DOSE CALCULATION MANUAL (ODCM)

TABLE 4.11-1 (Continued)

TABLE NOTATIONS (Continued)

- (2) A batch release is the discharge of liquid wastes of a discrete volume. Prior to sampling for analyses, each batch shall be isolated and then thoroughly mixed by a method described in the ODCM to assure representative sampling.
- (3) The principal gamma emitters for which the LLD control applies include the following radionuclides: Mn-54, Fe-59, Co-58, Co-60, Zn-65, Mo-99, Cs-134, Cs-137 and Ce-141 and Ce-144. This list does not mean that only these nuclides are to be considered. Other gamma peaks that are identifiable, together with those of the above nuclides, shall also be analyzed and reported in the Annual Radioactive Effluent Release Report pursuant to Control 3.11.2.6 in the format outlined in Regulatory Guide 1.21, Appendix B, Revision 1, June 1974.
- (4) A composite sample is one in which the quantity of liquid sampled is proportional to the quantity of liquid waste discharged and in which the method of sampling employed results in a specimen that is representative of the liquids released.
- (5) A continuous release is the discharge of liquid wastes of a nondiscrete volume, e.g., from a volume of a system that has an input flow during the continuous release.
- (6) If Component Cooling Water activity is  $> 1.E-5 \mu\text{Ci/ml}$ , perform a weekly gross activity on the Intake Cooling Water System outlet to ensure the activity level is less than or equal to  $2.E-07 \mu\text{Ci/ml}$  LLD limit. If ICW is  $>2.E-07 \mu\text{Ci/ml}$ , perform analysis in accordance with a Plant Continuous Release on this Table.
- (7) Grab samples to be taken when there is confirmed primary to secondary system leakage indicated by the air ejector monitor indicating greater than or equal to 2x background.
- (8) At least two independent samples are analyzed in accordance with the surveillance requirement for concentration limit of control 4.11.1.1.1 and at least two technically qualified members of the facility staff independently verify the release rate calculations.

ST. LUCIE PLANT  
CHEMISTRY OPERATING PROCEDURE NO. C-200, REVISION 22  
OFFSITE DOSE CALCULATION MANUAL (ODCM)

RADIOACTIVE EFFLUENTS

DOSE

CONTROLS

---

3.11.1.2 In accordance with St. Lucie Plant TS 6.8.4.f.4) and 6.8.4.f.5), the dose or dose commitment to a MEMBER OF THE PUBLIC from radioactive materials in liquid effluents released, from each unit, to UNRESTRICTED AREAS (see TS Figure 5.1-1) shall be limited:

- a. During any calendar quarter to less than or equal to 1.5 mrem to the whole body and to less than or equal to 5 mrem to any organ and
- b. During any calendar year to less than or equal to 3 mrem to the whole body and to less than or equal to 10 mrem to any organ.

APPLICABILITY: At all times.

ACTION:

- a. With the calculated dose from the release of radioactive materials in liquid effluents exceeding any of the above limits, prepare and submit to the Commission within 30 days, pursuant to Plant TS 6.9.2, a Special Report that identifies the cause(s) for exceeding the limit(s) and defines the corrective actions that have been taken to reduce the releases and the proposed corrective actions to be taken to assure that subsequent releases will be in compliance with the above limits.

SURVEILLANCE REQUIREMENTS

---

4.11.1.2 Cumulative dose contributions from liquid effluents for the current calendar quarter and the current calendar year shall be determined in accordance with the methodology and parameters in the ODCM at least once per 31 days.

ST. LUCIE PLANT  
CHEMISTRY OPERATING PROCEDURE NO. C-200, REVISION 22  
OFFSITE DOSE CALCULATION MANUAL (ODCM)

RADIOACTIVE EFFLUENTS

LIQUID RADWASTE TREATMENT SYSTEM

CONTROLS

---

3.11.1.3 In accordance with St. Lucie Plant TS 6.8.4.f.6), the Liquid Radwaste Treatment System shall be OPERABLE and appropriate portions of the system shall be used to reduce releases of radioactivity when the projected doses due to the liquid effluent, from each unit, to UNRESTRICTED AREAS (see TS Figure 5.1-1) would exceed 0.06 mrem to the whole body or 0.2 mrem to any organ in a 31-day period.

APPLICABILITY: At all times.

ACTION:

- a. With radioactive liquid waste being discharged without treatment and in excess of the above limits and any portion of the Liquid Radwaste Treatment System not in operation, prepare and submit to the Commission within 30 days, pursuant to Plant TS 6.9.2, a Special Report that includes the following information:
  1. Explanation of why liquid radwaste was being discharged without treatment, identification of any inoperable equipment or subsystems and the reason for the inoperability,
  2. Action(s) taken to restore the inoperable equipment to OPERABLE status and
  3. Summary description of action(s) taken to prevent a recurrence.

SURVEILLANCE REQUIREMENTS

---

4.11.1.3.1 Doses due to liquid releases from each unit to UNRESTRICTED AREAS shall be projected at least once per 31 days in accordance with the methodology and parameters in the ODCM when Liquid Radwaste Treatment Systems are not being fully utilized.

4.11.1.3.2 The installed Liquid Radwaste Treatment System shall be demonstrated OPERABLE by operating the liquid radwaste treatment system equipment for at least 30 minutes at least once per 92 days unless the liquid radwaste system has been utilized to process radioactive liquid effluents during the previous 92 days.

ST. LUCIE PLANT  
CHEMISTRY OPERATING PROCEDURE NO. C-200, REVISION 22  
OFFSITE DOSE CALCULATION MANUAL (ODCM)

RADIOACTIVE EFFLUENTS

3/4.11.2 GASEOUS EFFLUENTS

DOSE RATE

CONTROLS

---

3.11.2.1 In accordance with St. Lucie Plant TS 6.8.4.f.3) and 7), the dose rate resulting from radioactive materials released in gaseous effluents to areas at or beyond the SITE BOUNDARY (see TS Figure 5.1-1) shall be limited to the following:

- a. For noble gases: Less than or equal to 500 mrems/yr to the total body and less than or equal to 3000 mrems/yr to the skin and
- b. For Iodine-131, for Iodine-133, for tritium and for all radionuclides in particulate form with half-lives greater than 8 days: Less than or equal to 1500 mrems/yr to any organ

APPLICABILITY: At all times.

ACTION:

- a. With the dose rate(s) exceeding the above limits, immediately restore the release rate to within the above limit(s).

SURVEILLANCE REQUIREMENTS

---

4.11.2.1.1 The dose rate due to noble gases in gaseous effluents shall be determined to be within the above limits in accordance with the methodology and parameters in the ODCM.

4.11.2.1.2 The dose rate due to Iodine-131, Iodine-133, tritium and all radionuclides in particulate form with half-lives greater than 8 days in gaseous effluents shall be determined to be within the above limits in accordance with the methodology and parameters in the ODCM by obtaining representative samples and performing analyses in accordance with the sampling and analysis program specified in Table 4.11-2.



**ST. LUCIE PLANT**  
**CHEMISTRY OPERATING PROCEDURE NO. C-200, REVISION 22**  
**OFFSITE DOSE CALCULATION MANUAL (ODCM)**

**TABLE 4.11-2 RADIOACTIVE GASEOUS WASTE SAMPLING & ANALYSIS PROGRAM**

| Gaseous Release Type   | Sampling Frequency              | Minimum Analysis Frequency        | Type of Activity Analysis          | Lower Limit of Detection (LLD) (1) ( $\mu\text{Ci/cc}$ ) |
|--|---------------------------------|-----------------------------------|------------------------------------|--|
| 1. Waste Gas Storage Tank  | P<br>Each Tank Grab Sample      | P<br>Each Tank                    | Noble Gas<br>P.G.E. (2)            | 1.E-04   |
| 2. Containment Purge   | P<br>Each Purge (6) Grab Sample | P<br>Each Purge (6) (7)           | Noble Gas<br>P.G.E. (2)            | 1.E-04   |
|  |                                 |                                   | H-3                                | 1.E-06   |
| 3. Vents:<br>a. Plant<br>b. Fuel Bldg (5)<br>c. Laundry<br>d. S/G Blowdown Bldg. | 4/M<br>Grab Sample              | 4/M (7)                           | Noble Gas<br>P.G.E. (2)            | 1.E-04   |
|  |                                 |                                   | H-3                                | 1.E-06   |
| 4. All Release Types as listed in 3. above                                       | Continuous (3)                  | 4/M<br>Charcoal Sample (4)        | I-131                              | 1.E-12   |
|  |                                 | 4/M<br>Particulate Sample (4)     | P.G.E.                             | 1.E-11   |
|  |                                 | M<br>Composite Particulate Sample | Gross Alpha                        | 1.E-11   |
|  |                                 | Q<br>Composite Particulate Sample | Sr-89, Sr-90                       | 1.E-11   |
|  |                                 | Noble Gas Monitor                 | Noble Gases<br>Gross Beta or Gamma | 1.E-06   |

P.G.E. - Denotes Principal Gamma Emitters

ST. LUCIE PLANT  
 CHEMISTRY OPERATING PROCEDURE NO. C-200, REVISION 22  
OFFSITE DOSE CALCULATION MANUAL (ODCM)

TABLE 4.11-2 (Continued)

TABLE NOTATIONS

- (1) The LLD is defined for purposes of these controls, as the smallest concentration of radioactive material in a sample that will yield a net count, above system background, that will be detected with 95% probability with only 5% probability of falsely concluding that a blank observation represents a real signal.

For a particular measurement system, which may include radiochemical separation:

$$LLD = \frac{4.66 S_b}{E \cdot V \cdot 2.22E+06 \cdot Y \cdot \exp(-\lambda \cdot \Delta T)}$$

Where:

- LLD = the a priori lower limit of detection (micro-Curie per unit mass or volume),
- $S_b$  = the standard deviation of the background counting rate or of the counting rate of a blank sample as appropriate (counts per minute),
- E = the counting efficiency (counts per disintegration),
- V = the sample size (units of mass or volume),
- 2.22E+06 = the number of disintegrations per minute per micro-Curie.,
- Y = the fractional radiochemical yield, when applicable,
- $\lambda$  = the radioactive decay constant for the particular radionuclide ( $\text{sec}^{-1}$ ) and
- $\Delta T$  = the elapsed time between the midpoint of sample collection and the time of counting (sec).

Typical values of E, V, Y and  $\Delta T$  should be used in the calculation.

It should be recognized that the LLD is defined as an a priori (before the fact) limit representing the capability of a measurement system and not as an a posteriori (after the fact) limit for a particular measurement.

ST. LUCIE PLANT  
CHEMISTRY OPERATING PROCEDURE NO. C-200, REVISION 22  
OFFSITE DOSE CALCULATION MANUAL (ODCM)

TABLE 4.11-2 (Continued)

TABLE NOTATIONS (Continued)

- (2) The principal gamma emitters for which the LLD control applies include the following radionuclides: Kr-87, Kr-88, Xe-133, Xe-133m, Xe-135 and Xe-138 in noble gas releases and Mn-54, Fe-59, Co-58, Co-60, Zn-65, Mo-99, I-131, Cs-134, Cs-137, Ce-141 and Ce-144 in iodine and particulate releases. This list does not mean that only these nuclides are to be considered. Other gamma peaks that are identifiable, together with those of the above nuclides, shall also be analyzed and reported in the Annual Radioactive Effluent Release Report pursuant to Control 3.11.2.6 in the format outlined in Regulatory Guide 1.21, Appendix B, Revision 1, June 1974.
- (3) The ratio of the sample flow rate to the sampled stream flow rate shall be known for the time period covered by each dose or dose rate calculation made in accordance with Controls 3.11.2.1, 3.11.2.2 and 3.11.2.3.
- (4) Samples shall be changed at least four times per month and analyses shall be completed within 48 hours after changing or after removal from sampler. Sampling shall also be performed at least once per 24 hours for at least 7 days following each shutdown, startup or THERMAL POWER change exceeding 15% of RATED THERMAL POWER within a 1-hour period and analyses shall be completed within 48 hours of changing. When samples collected for 24 hours are analyzed, the corresponding LLDs may be increased by a factor of 10. This requirement does not apply if: (1) analysis shows that the DOSE EQUIVALENT I-131 concentration in the reactor coolant has not increased more than a factor of 3; and (2) the noble gas monitor shows that effluent activity has not increased by more than a factor of 3.
- (5) Tritium grab samples shall be taken at least 4/M from the ventilation exhaust from the spent fuel pool area, whenever spent fuel is in the spent fuel pool.
- (6) Sampling and analysis shall also be performed following shutdown, startup or a THERMAL POWER change exceeding 15% of RATED THERMAL POWER within 1 hour unless (1) analysis shows that the DOSE EQUIVALENT I-131 concentration in the primary coolant has not increased more than a factor of 3; and (2) the noble gas activity monitor shows that effluent activity has not increased by more than a factor of 3.
- (7) Tritium analysis may be delayed for up to 14 days if the LLD is still attainable at the new counting time.

ST. LUCIE PLANT  
CHEMISTRY OPERATING PROCEDURE NO. C-200, REVISION 22  
OFFSITE DOSE CALCULATION MANUAL (ODCM)

RADIOACTIVE EFFLUENTS

DOSE - NOBLE GASES

CONTROLS

---

3.11.2.2 In accordance with St. Lucie Plant TS 6.8.4.f.5) and 8), the air dose due to noble gases released in gaseous effluents, from each unit, to areas at and beyond the SITE BOUNDARY (see TS Figure 5.1-1) shall be limited to the following:

- a. During any calendar quarter: Less than or equal to 5 mrad for gamma radiation and less than or equal to 10 mrad for beta radiation and
- b. During any calendar year: Less than or equal to 10 mrad for gamma radiation and less than or equal to 20 mrad for beta radiation.

APPLICABILITY: At all times.

ACTION:

- a. With the calculated air dose from radioactive noble gases in gaseous effluents exceeding any of the above limits, prepare and submit to the Commission within 30 days, pursuant to Plant TS 6.9.2, a Special Report that identifies the cause(s) for exceeding the limit(s) and defines the corrective actions that have been taken to assure that subsequent releases will be in compliance with the above limits.

SURVEILLANCE REQUIREMENTS

---

4.11.2.2 Cumulative dose contributions for the current calendar quarter and current calendar year for noble gases shall be determined in accordance with the methodology and parameters in the ODCM at least once per 31 days.

ST. LUCIE PLANT  
CHEMISTRY OPERATING PROCEDURE NO. C-200, REVISION 22  
OFFSITE DOSE CALCULATION MANUAL (ODCM)

RADIOACTIVE EFFLUENTS

DOSE - IODINE-131, IODINE-133, TRITIUM AND RADIOACTIVE MATERIAL IN PARTICULATE FORM

CONTROLS

---

3.11.2.3 In accordance with St. Lucie Plant TS 6.8.4.f.5) and 9), the dose to a MEMBER OF THE PUBLIC from Iodine-131, Iodine-133, tritium and all radionuclides in particulate form with half-lives greater than 8 days in gaseous effluents released, from each unit, to areas at and beyond the SITE BOUNDARY (see TS Figure 5.1-1) shall be limited to the following:

- a. During any calendar quarter: Less than or equal to 7.5 mrems to any organ and,
- b. During any calendar year: Less than or equal to 15 mrems to any organ.

APPLICABILITY: At all times.

ACTION:

- a. With the calculated dose from the release of Iodine-131, Iodine-133, tritium and radionuclides in particulate form with half-lives greater than 8 days, in gaseous effluents exceeding any of the above limits, prepare and submit to the Commission within 30 days, pursuant to Plant TS 6.9.2, a Special Report that identifies the cause(s) for exceeding the limit(s) and defines the corrective actions that have been taken to assure that subsequent releases will be in compliance with the above limits.

SURVEILLANCE REQUIREMENTS

---

4.11.2.3 Cumulative dose contributions for the current calendar quarter and current calendar year for Iodine-131, Iodine-133, tritium and radionuclides in particulate form with half-lives greater than 8 days shall be determined in accordance with the methodology and parameters in the ODCM at least once per 31 days.

ST. LUCIE PLANT  
CHEMISTRY OPERATING PROCEDURE NO. C-200, REVISION 22  
OFFSITE DOSE CALCULATION MANUAL (ODCM)

RADIOACTIVE EFFLUENTS

GASEOUS RADWASTE TREATMENT SYSTEM

CONTROLS

---

3.11.2.4 In accordance with St. Lucie Plant TS 6.8.4.f.6), the VENTILATION EXHAUST Treatment System and the WASTE GAS HOLDUP SYSTEM shall be OPERABLE and appropriate portions of the system shall be used to reduce releases of radioactivity when the projected doses in 31 days due to gaseous effluent releases, from each unit, to areas at and beyond the SITE BOUNDARY (see TS Figure 5.1-1) would exceed:

- a. 0.2 mrad to air from gamma radiation or
- b. 0.4 mrad to air from beta radiation or
- c. 0.3 mrem to any organ.

APPLICABILITY: At all times.

ACTION:

- a. With radioactive gaseous waste being discharged without treatment and in excess of the above limits, prepare and submit to the Commission within 30 days, pursuant to Plant TS 6.9.2, a Special Report that includes the following information:
  1. Identification of any inoperable equipment or subsystems and the reason for the inoperability,
  2. Action(s) taken to restore the inoperable equipment to OPERABLE status and
  3. Summary description of action(s) taken to prevent a recurrence.

ST. LUCIE PLANT  
CHEMISTRY OPERATING PROCEDURE NO. C-200, REVISION 22  
OFFSITE DOSE CALCULATION MANUAL (ODCM)

RADIOACTIVE EFFLUENTS

GASEOUS RADWASTE TREATMENT SYSTEM (Continued)

SURVEILLANCE REQUIREMENTS

---

4.11.2.4.1 Doses due to gaseous releases from each unit to areas at and beyond the SITE BOUNDARY shall be projected at least once per 31 days in accordance with the methodology and parameters in the ODCM when Gaseous Radwaste Treatment Systems are not being fully utilized.

4.11.2.4.2 The installed VENTILATION EXHAUST TREATMENT SYSTEM and WASTE GAS HOLDUP SYSTEM\* shall be demonstrated OPERABLE by operating the WASTE GAS HOLDUP SYSTEM equipment and VENTILATION EXHAUST TREATMENT SYSTEM equipment for at least 30 minutes, at least once per 92 days unless the appropriate system has been utilized to process radioactive gaseous effluents during the previous 92 days.

---

\* - If the WASTE GAS HOLDUP SYSTEM is not being fully utilized, an Administrative FUNCTIONAL TEST on the WASTE GAS HOLDUP SYSTEM shall also be performed (in addition to the requirements of 4.11.2.4.2's "at least 30 minutes") once per 92 days, by performing the following:

- 1) Place a Gas Decay Tank (containing less than 30 psi) in service.
- 2) With a Waste Gas Compressor, charge the Gas Decay Tank to at least 150 psi.
- 3) Following appropriate holdup decay time, sample and release the Gas Decay Tank with an OPERABLE Waste Gas Holdup System Noble Gas Activity Monitor (per TABLE 3.3-13).
- 4) If discrepancies exist, repairs shall be made and the WASTE GAS HOLDUP SYSTEM Administrative FUNCTIONAL TEST shall be repeated until completed successfully.

ST. LUCIE PLANT  
CHEMISTRY OPERATING PROCEDURE NO. C-200, REVISION 22  
OFFSITE DOSE CALCULATION MANUAL (ODCM)

RADIOACTIVE EFFLUENTS

3/4.11.4 TOTAL DOSE

CONTROLS

---

3.11.4 In accordance with St. Lucie Plant TS 6.8.4.f.10), the annual (calendar year) dose or dose commitment to any MEMBER OF THE PUBLIC due to releases of radioactivity and to radiation from uranium fuel cycle sources shall be limited to less than or equal to 25 mrem to the whole body or any organ, except the thyroid, which shall be limited to less than or equal to 75 mrem.

APPLICABILITY: At all times.

ACTION:

- a. With the calculated doses from the release of radioactive materials in liquid or gaseous effluents exceeding twice the limits of Control 3.11.1.2.a, 3.11.1.2.b, 3.11.2.2.a, 3.11.2.2.b, 3.11.2.3.a or 3.11.2.3.b, calculations shall be made including direct radiation contributions from the units (including outside storage tanks etc.) to determine whether the above limits of Control 3.11.4 have been exceeded. If such is the case, prepare and submit to the Commission within 30 days, pursuant to Plant TS 6.9.2, a Special Report that defines the corrective action to be taken to reduce subsequent releases to prevent recurrence of exceeding the above limits and includes the schedule for achieving conformance with the above limits. This Special Report, as defined in Subpart M of 10 CFR Part 20, shall include an analysis that estimates the radiation exposure (dose) to a MEMBER OF THE PUBLIC from uranium fuel cycle sources, including all effluent pathways and direct radiation, for the calendar year that includes the release(s) covered by this report. It shall also describe levels of radiation and concentrations of radioactive material involved and the cause of the exposure levels or concentrations. If the estimated dose(s) exceeds the above limits and if the release condition resulting in violation of 40 Part 190 has not already been corrected, the Special Report shall include a request for a variance in accordance with the provisions of 40 CFR Part 190. Submittal of the report is considered a timely request and a variance is granted until staff action on the request is complete.



ST. LUCIE PLANT  
CHEMISTRY OPERATING PROCEDURE NO. C-200, REVISION 22  
OFFSITE DOSE CALCULATION MANUAL (ODCM)

RADIOACTIVE EFFLUENTS

3/4.11.4 TOTAL DOSE (Continued)

SURVEILLANCE REQUIREMENTS

---

4.11.4.1 Cumulative dose contributions from liquid and gaseous effluents shall be determined in accordance with Controls 4.11.1.2, 4.11.2.2 and 4.11.2.3 and in accordance with the methodology and parameters in the ODCM.

4.11.4.2 Cumulative dose contributions from direct radiation from the units (including outside storage tanks etc.) shall be determined in accordance with the methodology and parameters in the ODCM. This requirement is applicable only under conditions set forth in ACTION a. of Control 3.11.4.

ST. LUCIE PLANT  
CHEMISTRY OPERATING PROCEDURE NO. C-200, REVISION 22  
OFFSITE DOSE CALCULATION MANUAL (ODCM)

RADIOACTIVE EFFLUENTS

3/4.11.5 MAJOR CHANGES TO RADIOACTIVE LIQUID, GASEOUS AND SOLID WASTE TREATMENT SYSTEMS\*

ADMINISTRATIVE CONTROLS

---

3.11.2.5 Licensee initiated major changes to the radioactive waste systems (liquid, gaseous and solid):

- 1) Shall be reported to the Commission in the Annual Radioactive Effluent Release Report for the period in which the evaluation was reviewed by the Facility Review Group (FRG). The discussion of each shall contain:
  - a) A summary of the evaluation that led to the determination that the change could be made in accordance with 10 CFR 50.59.
  - b) Sufficient detailed information to totally support the reason for the change without benefit of additional or supplemental information;
  - c) A detailed description of the equipment, components and processes involved and the interfaces with other plant systems;
  - d) An evaluation of the change which shows the predicted releases of radioactive materials in liquid and gaseous effluents and/or quantity of solid waste that differ from those previously predicted in the license application and amendments thereto;
  - e) An evaluation of the change which shows the expected maximum exposure to individuals in the UNRESTRICTED AREA and to the general population that differ from those previously estimated in the license application and amendments thereto;
  - f) A comparison of the predicted releases of radioactive materials, in liquid and gaseous effluents and in solid waste, to the actual releases for the period when the changes are to be made;
  - g) An estimate of the exposure to plant operating personnel as a result of the change; and
  - h) Documentation of the fact that the change was reviewed and found acceptable by the FRG.
  
- 2) Shall become effective upon review and acceptance by the FRG.

---

\* Licensees may choose to submit the information called for in this Administrative Control as part of the annual FUSAR update.

ST. LUCIE PLANT  
 CHEMISTRY OPERATING PROCEDURE NO. C-200, REVISION 22  
OFFSITE DOSE CALCULATION MANUAL (ODCM)

RADIOACTIVE EFFLUENTS

3/4.11.6 ANNUAL RADIOACTIVE EFFLUENT RELEASE REPORT TO THE COMMISSION\*

ADMINISTRATIVE CONTROLS

3.11.2.6 As per Technical Specification 6.9.1.7, a Annual Radioactive Effluent Release Report covering the operation of each unit during the previous 12 months of operation shall be submitted within 60 days after January 1 of each year. The report shall include a summary of the quantities of radioactive liquid and gaseous effluents and solid waste released from each unit. The material provided shall be (1) consistent with the objectives outlined in by items a) through f) below, using the example report format in the ODCM and (2) be in conformance with 10 CFR 50.36a and Section IV.B.1 of Appendix I to 10 CFR Part 50.

- a. The Radioactive Effluent Release Reports shall include a summary of the quantities of radioactive liquid and gaseous effluents and solid waste released from the unit as outlined in Regulatory Guide 1.21, Measuring, Evaluating and Reporting Radioactivity in Solid Wastes and Releases of Radioactive Materials in Liquid and Gaseous Effluents from Light-Water-Cooled Nuclear Power Plants, Revision 1, June 1974, with data summarized on a quarterly basis following the format of Appendix B thereof.
- b. The Radioactive Effluent Release Report to be submitted within 60 days after January 1 of each year shall include an annual summary of hourly meteorological data collected over the previous year. This annual summary may be either in the form of an hour-by-hour listing on magnetic tape of wind speed, wind direction, atmospheric stability and precipitation (if measured) or in the form of joint frequency distributions of wind speed, wind direction and atmospheric stability.\*\* This same report shall include an assessment of the radiation doses due to the radioactive liquid and gaseous effluents released from the unit or station during the

---

\* - A single submittal may be made for a multiple unit station. The submittal should combine those sections that are common to all units at the station; however, for units with separate radwaste systems, the submittal shall specify the releases of radioactive material from each unit.

\*\* - In lieu of submission with the Radioactive Effluent Release Report, the licensee has the option of retaining this summary of required meteorological data on site in a file that shall be provided to the NRC upon request.

ST. LUCIE PLANT  
CHEMISTRY OPERATING PROCEDURE NO. C-200, REVISION 22  
OFFSITE DOSE CALCULATION MANUAL (ODCM)

RADIOACTIVE EFFLUENTS

3/4.11.6 ANNUAL RADIOACTIVE EFFLUENT RELEASE REPORT TO THE COMMISSION (Continued)

ADMINISTRATIVE CONTROLS

---

3.11.2.6 (Continued)

b. (Continued)

previous calendar year. This same report shall also include an assessment of the radiation doses from radioactive liquid and gaseous effluents to MEMBERS OF THE PUBLIC due to their activities inside the SITE BOUNDARY (see TS Figure 5.1-1) during the report period. All assumptions used in making these assessments, i.e., specific activity, exposure time and location, shall be included in these reports. The meteorological conditions concurrent with the time of release of radioactive materials in gaseous effluents, as determined by sampling frequency and measurement, shall be used for determining the gaseous pathway doses. The assessment of radiation doses shall be performed in accordance with the methodology and parameters in the ODCM.

- c. Every 2 years using the previous 6 months release history for isotopes, determine the controlling age group for liquid pathways. Every 2 years using the previous 1 year or longer interval (to include a refueling outage) and historical meteorological data determine the controlling age group for gaseous pathways. If changed from current submit change to ODCM to reflect new tables for these groups and use the new groups in subsequent dose calculations.
- d. The Radioactive Effluent Release Report to be submitted 60 days after January 1 of each year shall also include an assessment of radiation doses to the likely most exposed MEMBER OF THE PUBLIC from reactor releases for the previous calendar year. Acceptable methods for calculating the dose contribution from liquid and gaseous effluents are given in Regulatory Guide 1.109 March 1976.

ST. LUCIE PLANT  
CHEMISTRY OPERATING PROCEDURE NO. C-200, REVISION 22  
OFFSITE DOSE CALCULATION MANUAL (ODCM)

RADIOACTIVE EFFLUENTS

3/4.11.6 ANNUAL RADIOACTIVE EFFLUENT RELEASE REPORT TO THE COMMISSION (Continued)

ADMINISTRATIVE CONTROLS

---

3.11.2.6 (Continued)

- e. The Radioactive Effluent Release Reports shall include the following information for each class of solid waste (as defined by 10 CFR Part 61) shipped offsite during the report period:
  - 1. Volume
  - 2. Total Curie quantity (specify whether determined by measurement or estimate)
  - 3. Principal radionuclides (specify whether determined by measurement or estimate)
  - 4. Type of waste (e.g., dewatered spent resin, compacted dry waste, evaporator bottoms)
  - 5. Type of container (e.g., LSA, Type A, Type B, Large Quantity) and
  - 6. Solidification agent or absorbent (e.g., cement, urea formaldehyde).
  
- f. The Radioactive Effluent Release Reports shall include a list and description of unplanned releases from the site to UNRESTRICTED AREAS of radioactive materials in gaseous and liquid effluents made during the reporting period.
  
- g. The Radioactive Effluent Release Reports shall include any changes made during the reporting period to the PROCESS CONTROL PROGRAM (PCP) and to the OFFSITE DOSE CALCULATION MANUAL (ODCM), as well as a listing of new locations for dose calculations and/or environmental monitoring identified by the Land Use Census of ODCM Control 3.12.2.
  
- h. The format for an Annual Radioactive Effluent Release Report is provided in ODCM Methodology Section 4.0. The information contained in an annual report shall not apply to any ODCM Control Dose Limit(s) since the methodology for the annual report is based on actual meteorological data, instead of historical conditions that the ODCM Controls and Control required calculations are based on.

ST. LUCIE PLANT  
 CHEMISTRY OPERATING PROCEDURE NO. C-200, REVISION 22  
OFFSITE DOSE CALCULATION MANUAL (ODCM)

RADIOLOGICAL ENVIRONMENTAL MONITORING

3/4.12.1 MONITORING PROGRAM

CONTROLS

---

3.12.1 In accordance with St. Lucie Plant TS 6.8.4.g.1), the Radiological Environmental Monitoring Program shall be conducted as specified in Table 3.12-1.

APPLICABILITY: At all times.

ACTION:

- a. With the Radiological Environmental Monitoring Program not being conducted as specified in Table 3.12-1, prepare and submit to the Commission, in the Annual Radiological Environmental Operating Report required by Control 3.12.4, a description of the reasons for not conducting the program as required and the plans for preventing a recurrence.
- b. With the confirmed\* level of radioactivity as the result of plant effluents in an environmental sampling medium at a specified location exceeding the reporting levels of Table 3.12-2 when averaged over any calendar quarter, prepare and submit to the Commission within 30 days, pursuant to Plant TS 6.9.2, a Special Report that identifies the cause(s) for exceeding the limit(s) and defines the corrective actions to be taken to reduce radioactive effluents so that the potential annual dose\*\* to a MEMBER OF THE PUBLIC is less than the calendar year limit of Controls 3.11.1.2, 3.11.2.2 or 3.11.2.3. When more than one of the radionuclides in Table 3.12-2 are detected in the sampling medium, this report shall be submitted if:

$$\frac{\text{concentration (1)}}{\text{reporting level (1)}} + \frac{\text{concentration (2)}}{\text{reporting level (2)}} + > \text{ or } = 1.0$$

When radionuclides other than those in Table 3.12-2 are

---

\* A confirmatory reanalysis of the original, a duplicate or a new sample may be desirable, as appropriate. The results of the confirmatory analysis shall be completed at the earliest time consistent with the analysis but in any case within 30 days.

\*\* The methodology and parameters used to estimate the potential annual dose to a MEMBER OF THE PUBLIC shall be indicated in this report.

ST. LUCIE PLANT  
CHEMISTRY OPERATING PROCEDURE NO. C-200, REVISION 22  
OFFSITE DOSE CALCULATION MANUAL (ODCM)

RADIOLOGICAL ENVIRONMENTAL MONITORING

3/4.12.1 MONITORING PROGRAM

Controls (Continued)

---

Action b. (Continued)

detected and are the result of plant effluents, this report shall be submitted if the potential annual dose, to a MEMBER OF THE PUBLIC from all radionuclides is equal to or greater than the calendar year limits of Control 3.11.1.2, 3.11.2.2 or 3.11.2.3. This report is not required if the measured level of radioactivity was not the result of plant effluents; however, in such an event, the condition shall be reported and described in the Annual Radiological Environmental Operating Report required by Control 3.12.4.

- c. With milk or broad leaf vegetation samples unavailable from one or more of the sample locations required by Table 3.12-1, identify specific locations for obtaining replacement samples and add them within 30 days to the Radiological Environmental Monitoring Program given in the ODCM. The specific locations from which samples were unavailable may then be deleted from the monitoring program. Pursuant to Control 3.11.2.6, submit in the next Annual Radioactive Effluent Release Report documentation for a change in the ODCM including a revised figure(s) and table for the ODCM reflecting the new location(s) with supporting information identifying the cause of the unavailability of samples and justifying the selection of the new location(s) for obtaining samples.

SURVEILLANCE REQUIREMENTS

---

4.12.1 The radiological environmental monitoring samples shall be collected pursuant to Table 3.12-1 from the specific locations given in the table and figure(s) in the ODCM and shall be analyzed pursuant to the requirements of Table 3.12-1 and the detection capabilities required by Table 4.12-1.

ST. LUCIE PLANT  
CHEMISTRY OPERATING PROCEDURE NO. C-200, REVISION 22  
OFFSITE DOSE CALCULATION MANUAL (ODCM)

TABLE 3.12-1  
RADIOLOGICAL ENVIRONMENTAL MONITORING PROGRAM<sup>a)</sup>

| EXPOSURE PATHWAY and/or SAMPLE           | NUMBER OF REPRESENTATIVE SAMPLES AND SAMPLE LOCATIONS <sup>b) c)</sup> | SAMPLING AND COLLECTION FREQUENCY <sup>d)</sup>   | TYPE AND FREQUENCY <sup>d)</sup> OF ANALYSIS   |
|--|--|---|--|
| 1. Direct Radiation <sup>e)</sup>        | 27 Monitoring Locations  | Continuous monitoring with sample collection quarterly <sup>f)</sup>                                      | Gamma exposure rate - quarterly  |
| 2. Airborne Radioiodine and Particulates | 5 Locations  | Continuous sampler operation with sample collection weekly or more frequently if required by dust loading | Radioiodine filter: I-131 analysis weekly<br>Particulate Filter: Gross beta radioactivity analysis $\geq 24$ hours following a filter change <sup>g)</sup><br>Gamma isotopic <sup>h)</sup> analysis of composite <sup>g)</sup> (by location) quarterly |
| 3. Waterborne                            |  |   |  |
| a) Surface <sup>k)</sup>                 | 1 Location <sup>m)</sup>   | Weekly  | Gamma isotopic <sup>h)</sup> & tritium analyses weekly   |
|  | 1 Location <sup>n)</sup>   | Monthly   | Gamma isotopic <sup>h)</sup> & tritium analyses monthly  |
| b) Sediment from shoreline               | 2 Locations  | Semiannually  | Gamma isotopic <sup>h)</sup> analyses semiannually   |
| 4. Ingestion                             |  |   |  |
| a) Fish and Invertebrates                |  |   |  |
| 1) Crustacea                             | 2 Locations  | Semiannually  | Gamma isotopic <sup>h)</sup> analyses semiannually   |
| 2) Fish                                  | 2 Locations  | Semiannually  | Gamma isotopic <sup>h)</sup> analyses semiannually   |
| b) Food Products                         |  |   |  |
| 1) Broad leaf vegetation                 | 3 Locations <sup>p)</sup>  | Monthly when available  | Gamma isotopic <sup>h)</sup> and I-131 analyses monthly  |



ST. LUCIE PLANT  
 CHEMISTRY OPERATING PROCEDURE NO. C-200, REVISION 22  
OFFSITE DOSE CALCULATION MANUAL (ODCM)

TABLE 3.12-1 (Continued)

TABLE NOTATIONS

- a. Deviations are permitted from the required sampling schedule if specimens are unobtainable due to hazardous conditions, seasonal unavailability, malfunction of automatic sampling equipment or other legitimate reasons. If specimens are unobtainable due to sampling equipment malfunction, corrective action shall be taken prior to the end of the next sampling period. All deviations from the sampling schedule shall be documented in the Annual Radiological Environmental Operating Report pursuant to Control 3.12.4.
- b. Specific parameters of distance and direction sector from the centerline of one reactor and additional description where pertinent, shall be provided for each sample location required by Table 3.12-1, in Appendix-E and applicable figures.
- c. At times, it may not be possible or practicable to continue to obtain samples of the media of choice at the most desired location or time. In these instances suitable alternative media and locations may be chosen for the particular pathway in question and appropriate substitutions made within 30 days in the radiological environmental monitoring program.
- d. The following definition of frequencies shall apply to Table 3.12-1 only:

Weekly - Not less than once per calendar week. A maximum interval of 11 days is allowed between the collection of any two consecutive samples.

Semi-Monthly - Not less than 2 times per calendar month with an interval of not less than 7 days between sample collections. A maximum interval of 24 days is allowed between collection of any two consecutive samples.

Monthly - Not less than once per calendar month with an interval of not less than 10 days between sample collections.

Quarterly - Not less than once per calendar quarter.

Semiannually - One sample each between calendar dates (January 1 - June 30) and (July 1 - December 31). An interval of not less than 30 days will be provided between sample collections.

The frequency of analyses is to be consistent with the sample collection frequency.

ST. LUCIE PLANT  
CHEMISTRY OPERATING PROCEDURE NO. C-200, REVISION 22  
OFFSITE DOSE CALCULATION MANUAL (ODCM)

TABLE 3.12-1 (Continued)

TABLE NOTATIONS (Continued)

- e. One or more instruments, such as a pressurized ion chamber, for measuring and recording dose rate continuously may be used in place of or in addition to, integrating dosimeters. For purposes of this table, a thermoluminescent dosimeter (TLD) is considered to be one phosphor; two or more phosphors in a packet are considered as two or more dosimeters.
- f. Refers to normal collection frequency. More frequent sample collection is permitted when conditions warrant.
- g. Airborne particulate sample filters are analyzed for gross beta radioactivity 24 hours or more after sampling to allow for radon and thoron daughter decay. In addition to the requirement for a gamma isotopic on a composite sample a gamma isotopic is also required for each sample having a gross beta radioactivity which is >1.0 pCi per cubic meters and which is also >10 times that of the most recent control sample.
- h. Gamma isotopic analysis means the identification and quantification of gamma-emitting radionuclides that may be attributable to the effluents from the facility.
- k. Discharges from the St. Lucie Plant do not influence drinking water or ground water pathways.
- m. Atlantic Ocean, in the vicinity of the public beaches along the eastern shore of Hutchinson Island near the St. Lucie Plant (grab sample)
- n. Atlantic Ocean, at a location beyond influence from plant effluents (grab sample).
- p. Samples of broad leaf vegetation grown nearest each of two different offsite locations of highest predicted annual average ground level D/Q and one sample of similar broad leaf vegetation at an available location 15-30 kilometers distant in the least prevalent wind direction based upon historical data in the ODCM.

[i, j, l (lower case) and o are not used on notation for clarity reasons]

ST. LUCIE PLANT  
 CHEMISTRY OPERATING PROCEDURE NO. C-200, REVISION 22  
OFFSITE DOSE CALCULATION MANUAL (ODCM)

TABLE 3.12-2

REPORTING LEVELS FOR RADIOACTIVITY CONCENTRATIONS  
 IN ENVIRONMENTAL SAMPLES

REPORTING LEVELS

| ANALYSIS         | WATER<br>pCi/l | AIRBORNE<br>PARTICULATE<br>OR GASES<br>pCi/m <sup>3</sup> | FISH<br>pCi/kg, wet | MILK<br>pCi/l | FOOD<br>PRODUCTS<br>pCi/kg, wet |
|------------------|----------------|---|---------------------|---------------|---------------------------------|
| H-3              | 30,000*        |   |                     |               |                                 |
| Mn-54            | 1,000          |   | 30,000              |               |                                 |
| Fe-59            | 400            |   | 10,000              |               |                                 |
| Co-58            | 1,000          |   | 30,000              |               |                                 |
| Co-60            | 300            |   | 10,000              |               |                                 |
| Zn-65            | 300            |   | 20,000              |               |                                 |
| Zr-<br>Nb-95***  | 400            |   |                     |               |                                 |
| I-131            | 2**            | 0.9   |                     | 3             | 100                             |
| Cs-134           | 30             | 10  | 1,000               | 60            | 1,000                           |
| Cs-137           | 50             | 20  | 2,000               | 70            | 2,000                           |
| Ba-<br>La-140*** | 200            |   |                     | 300           |                                 |

l - as in pCi/l denotes liter

\* - Since no drinking water pathway exists, a value of 30,000 pCi/l is used. For drinking water samples, a value of 20,000 pCi/l is used; this is 40 CFR Part 141 value.

\*\* - Applies to drinking water pathway exists, 2 pCi/l is the limit for drinking water.

\*\*\* - An equilibrium mixture of the parent daughter isotopes which corresponds to the reporting value of the parent isotope.

ST. LUCIE PLANT  
CHEMISTRY OPERATING PROCEDURE NO. C-200, REVISION 22  
OFFSITE DOSE CALCULATION MANUAL (ODCM)

TABLE 4.12-1

DETECTION CAPABILITIES FOR ENVIRONMENTAL SAMPLE ANALYSIS<sup>(1) (2)</sup>

LOWER LIMIT OF DETECTION (LLD)<sup>(3)</sup>

| ANALYSIS                         | WATER<br>pCi/l | AIRBORNE<br>PARTICULATE<br>OR GASES<br>pCi/m <sup>3</sup> | FISH<br>pCi/kg, wet | MILK<br>pCi/l | FOOD<br>PRODUCTS<br>pCi/kg, wet | SEDIMENT<br>pCi/kg, dry |
|----------------------------------|----------------|---|---------------------|---------------|---------------------------------|-------------------------|
| Gross Beta                       | 4              | 0.01  |                     |               |                                 |                         |
| H-3                              | 3000*          |   |                     |               |                                 |                         |
| Mn-54                            | 15             |   | 130                 |               |                                 |                         |
| Fe-59                            | 30             |   | 260                 |               |                                 |                         |
| Co-58,<br>Co-60                  | 15             |   | 130                 |               |                                 |                         |
| Zn-65                            | 30             |   | 260                 |               |                                 |                         |
| Zr-95,<br>Nb-95 <sup>(4)</sup>   | 15             |   |                     |               |                                 |                         |
| I-131                            | 1**            | 0.07  |                     | 1             | 60                              |                         |
| Cs-134                           | 15             | 0.05  | 130                 | 15            | 60                              | 150                     |
| Cs-137                           | 18             | 0.06  | 150                 | 18            | 80                              | 180                     |
| Ba-140,<br>La-140 <sup>(4)</sup> | 15             |   |                     | 15            |                                 |                         |

\* No drinking water pathway exists, a value of 2000 pCi/l is for drinking water.

\*\* LLD for drinking water samples. If no drinking water pathway exists, the LLD of gamma isotopic analysis may be used.

ST. LUCIE PLANT  
CHEMISTRY OPERATING PROCEDURE NO. C-200, REVISION 22  
OFFSITE DOSE CALCULATION MANUAL (ODCM)

TABLE 4.12-1 (Continued)

TABLE NOTATIONS

- (1) This list does not mean that only these nuclides are to be considered. Other peaks that are identifiable, together with those of the above nuclides, shall also be analyzed and reported in the Annual Radiological Environmental Operating Report pursuant to Control 3.12.4.
- (2) Required detection capabilities for thermoluminescent dosimeters used for environmental measurements are given in Regulatory Guide 4.13.
- (3) The LLD is defined for purposes of these controls, as the smallest concentration of radioactive material in a sample that will yield a net count, above system background, that will be detected with 95% probability with only 5% probability of falsely concluding that a blank observation represents a real signal.

For a particular measurement system, which may include radiochemical separation:

$$LLD = \frac{4.66 S_b}{E \cdot V \cdot 2.22 \cdot Y \cdot \exp(-\lambda \cdot \Delta T)}$$

Where:

- LLD = the a priori lower limit of detection (pico-Curie per unit mass or volume),
- $S_b$  = the standard deviation of the background counting rate or of the counting rate of a blank sample as appropriate (counts per minute),
- E = the counting efficiency (counts per disintegration),
- V = the sample size (units of mass or volume),
- 2.22 = the number of disintegrations per minute per pico-Curie,
- Y = the fractional radiochemical yield, when applicable,
- $\lambda$  = the radioactive decay constant for the particular radionuclide ( $\text{sec}^{-1}$ ) and
- $\Delta T$  = the elapsed time between the midpoint of sample collection and the time of counting (sec).

Typical values of E, V, Y and  $\Delta T$  should be used in the calculation.

ST. LUCIE PLANT  
CHEMISTRY OPERATING PROCEDURE NO. C-200, REVISION 22  
OFFSITE DOSE CALCULATION MANUAL (ODCM)

TABLE 4.12-1 (Continued)

TABLE NOTATIONS (Continued)

It should be recognized that the LLD is defined as an a priori (before the fact) limit representing the capability of a measurement system and not as an a posteriori (after the fact) limit for a particular measurement. Analyses shall be performed in such a manner that the stated LLDs will be achieved under routine conditions. Occasionally background fluctuations, unavoidable small sample sizes, the presence of interfering nuclides or other uncontrollable circumstances may render these LLDs unachievable. In such cases, the contributing factors shall be identified and described in the Annual Radiological Environmental Operating Report pursuant to Control 3.12.4.

- (4) An equilibrium mixture of the parent and daughter isotopes which corresponds to 15 pCi/Liter of the parent isotope.

ST. LUCIE PLANT  
CHEMISTRY OPERATING PROCEDURE NO. C-200, REVISION 22  
OFFSITE DOSE CALCULATION MANUAL (ODCM)

RADIOLOGICAL ENVIRONMENTAL MONITORING

3/4.12.2 LAND USE CENSUS

CONTROLS

---

3.12.2 In accordance with St. Lucie Plant TS 6.8.4.g.2), a Land Use Census shall be conducted and shall identify within a distance of 8 km (5 miles) the location in each of the 16 meteorological sectors of the nearest milk animal, the nearest residence and the nearest garden\* of greater than 50 square meters (500 square feet) producing broad leaf vegetation.

APPLICABILITY: At all times.

ACTION:

- a. With a Land Use Census identifying a location(s) that yields a calculated dose or dose commitment greater than the values currently being calculated in Control 4.11.2.3, pursuant to Control 3.11.2.6, identify the new location(s) in the next Annual Radioactive Effluent Release Report.
- b. With a Land Use Census identifying a location(s) that yields a calculated dose or dose commitment (via the same exposure pathway) 20% greater than at a location from which samples are currently being obtained in accordance with Control 3.12.1, add the new location(s) within 30 days to the Radiological Environmental Monitoring Program given in the ODCM. The sampling location(s), excluding the control station location, having the lowest calculated dose or dose commitment(s), via the same exposure pathway, may be deleted from this monitoring program after October 31 of the year in which this Land Use Census was conducted. Pursuant to TS 6.14, submit in the next Annual Radioactive Effluent Release Report documentation for a change in the ODCM including a revised figure(s) and table(s) for the ODCM reflecting the new location(s) with information supporting the change in sampling locations.

---

\* Broad leaf vegetation sampling may be performed at the SITE BOUNDARY in each of two different direction sectors with the highest predicted D/Qs in lieu of the garden census. Controls for broad leaf vegetation sampling in Table 3.12-1, Part 4.b., shall be followed, including analysis of control samples.

ST. LUCIE PLANT  
CHEMISTRY OPERATING PROCEDURE NO. C-200, REVISION 22  
OFFSITE DOSE CALCULATION MANUAL (ODCM)

RADIOLOGICAL ENVIRONMENTAL MONITORING

3/4.12.2 LAND USE CENSUS (Continued)

SURVEILLANCE REQUIREMENTS

---

4.12.2 The Land Use Census shall be conducted during the growing season at least once per 12 months using that information that will provide the best results, such as by a door-to-door survey, aerial survey or by consulting local agriculture authorities. The results of the Land Use Census shall be included in the Annual Radiological Environmental Operating Report pursuant to Control 3.12.4.



ST. LUCIE PLANT  
CHEMISTRY OPERATING PROCEDURE NO. C-200, REVISION 22  
OFFSITE DOSE CALCULATION MANUAL (ODCM)

RADIOLOGICAL ENVIRONMENTAL MONITORING

3/4.12.3 INTERLABORATORY COMPARISON PROGRAM

CONTROLS

---

3.12.3 In accordance with St. Lucie Plant TS 6.8.4.g.3), analyses shall be performed on all radioactive materials, supplied as part of an Interlaboratory Comparison Program that correspond to samples required by Table 3.12-1.

APPLICABILITY: At all times.

ACTION:

- a. With analyses not being performed as required above, report the corrective action taken to prevent a recurrence to the Commission in the Annual Radiological Environmental Operating Report pursuant to Control 3.12.4.

SURVEILLANCE REQUIREMENTS

---

4.12.3 A summary of the results obtained as part of the above required Interlaboratory Comparison Program shall be included in the Annual Radiological Environmental Operating Report pursuant to Control 3.12.4. If the Interlaboratory Comparison Program is other than the program conducted by the EPA, then the Interlaboratory Comparison Program shall be described in the ODCM.

ST. LUCIE PLANT  
 CHEMISTRY OPERATING PROCEDURE NO. C-200, REVISION 22  
OFFSITE DOSE CALCULATION MANUAL (ODCM)

RADIOLOGICAL ENVIRONMENTAL MONITORING

3/4.12.4 ANNUAL RADIOLOGICAL ENVIRONMENTAL OPERATING REPORT (AREOR)\*

ADMINISTRATIVE CONTROLS

3.12.4 In accordance with St. Lucie Plant TS 6.9.1.8, an Annual Radiological Environmental Operating Report covering the operation of the unit during the previous calendar year shall be submitted before May 1 of each year. The report shall include summaries, interpretations and information based on trend analysis of the results of the Radiological Environmental Monitoring Program for the reporting period. The material provided in the AREOR shall be consistent with the objectives outlined below and with Sections IV.B.2, IV.B.3 and IV.C of Appendix I to 10 CFR Part 50.

The Annual Radiological Environmental Operating Reports shall include summaries, interpretations and information based on trend analysis of the results of the radiological environmental surveillance activities for the report period, including a comparison, as appropriate, with preoperational studies, with operational controls and with previous environmental surveillance reports and an assessment of the observed impacts of the plant operation on the environment. The reports shall also include the results of land use census required by Control 3.12.2.

The Annual Radiological Environmental Operating Reports shall include the results of analysis of all radiological environmental samples and of all environmental radiation measurements taken during the period pursuant to the locations specified in the Table and Figures in the ODCM, as well as summarized and tabulated results of these analyses and measurements in the format of the table in the Radiological Assessment Branch Technical Position, Revision 1, November 1979. In the event that some individual results are not available for inclusion with the report, the report shall be submitted noting and explaining the reasons for the missing results. The missing data shall be submitted as soon as possible in a supplementary report.

The reports shall also include the following: a summary description of the radiological environmental monitoring program; at least two legible maps\*\* covering all sampling locations keyed to a table giving distances and directions from the centerline of one reactor; the results of the Interlaboratory Comparison Program, required by Control 3.12.3; discussion of all deviations from the sampling schedule of Table 3.12-1; and discussion of all analyses in which the LLD required by Table 4.12-1 was not achievable.

---

\* - A single submittal may be made for multiple unit station.

\*\* - One map shall cover stations near the SITE BOUNDARY; a second shall include the more distant stations.

ST. LUCIE PLANT  
CHEMISTRY OPERATING PROCEDURE NO. C-200, REVISION 22  
OFFSITE DOSE CALCULATION MANUAL (ODCM)

BASES  
for the  
CONTROLS  
AND  
SURVEILLANCE REQUIREMENTS

NOTE

The BASES contained in succeeding pages summarize the reasons for the Controls in Section 3.0 and 4.0, but are not part of these Controls.

ST. LUCIE PLANT  
CHEMISTRY OPERATING PROCEDURE NO. C-200, REVISION 22  
OFFSITE DOSE CALCULATION MANUAL (ODCM)

INSTRUMENTATION

BASES

---

3.3.3.9 RADIOACTIVE LIQUID EFFLUENT MONITORING INSTRUMENTATION

The radioactive liquid effluent instrumentation is provided to monitor and control, as applicable, the releases of radioactive materials in liquid effluent during actual or potential releases of liquid effluents. The Alarm/Trip Setpoints for these instruments shall be calculated and adjusted in accordance with the methodology and parameters in the ODCM to ensure that the alarm/trip will occur prior to exceeding the limits of 10 CFR Part 20. The OPERABILITY and use of this instrumentation is consistent with the requirements of General Design Criteria 60, 63 and 64 of Appendix A to 10 CFR Part 50.

3.3.3.10 RADIOACTIVE GASEOUS EFFLUENT MONITORING INSTRUMENTATION

The radioactive gaseous effluent instrumentation is provided to monitor and control, as applicable, the releases of radioactive materials in gaseous effluent during actual or potential releases of gaseous effluents. The Alarm/Trip Setpoints for these instruments shall be calculated and adjusted in accordance with the methodology and parameters in the ODCM to ensure that the alarm/trip will occur prior to exceeding the limits of 10 CFR Part 20. The OPERABILITY and use of this instrumentation is consistent with the requirements of General Design Criteria 60, 63 and 64 of Appendix A to 10 CFR Part 50.

ST. LUCIE PLANT  
CHEMISTRY OPERATING PROCEDURE NO. C-200, REVISION 22  
OFFSITE DOSE CALCULATION MANUAL (ODCM)

### 3/4.11 RADIOACTIVE EFFLUENTS

#### BASES

---

#### 3/4.11.1 LIQUID EFFLUENTS

##### 3/4.11.1.1 CONCENTRATION

This control is provided to ensure that the concentration of radioactive materials released in liquid waste effluents to UNRESTRICTED AREAS will be less than the concentration levels specified in 10 CFR Part 20, Appendix B, Table 2, Column 2. This limitation provides additional assurance that the levels of radioactive materials in bodies of water in UNRESTRICTED AREAS will result in exposures within: (1) the Section II.A design objectives of Appendix I, 10 CFR Part 50, to a MEMBER OF THE PUBLIC and (2) the limits of 10 CFR Part 20. The concentration limit for dissolved or entrained noble gases is based upon the assumption that Xe-135 is the controlling radioisotope and its ECL in air (submersion) was converted to an equivalent concentration in water using the methods described in International Commission on Radiological Protection (ICRP) Publication 2.

This control applies to the release of radioactive materials in liquid effluents from all units at the site.

The required detection capabilities for radioactive materials in liquid waste samples are tabulated in terms of the lower limits of detection (LLDs). Detailed discussion of the LLD and other detection limits can be found in Currie, L.A., Lower Limit of Detection: Definition and Elaboration of a Proposed Position for Radiological Effluent and Environmental Measurements, NUREG/CR-4007 (September 1984) and in the HASL Procedures Manual, HASL-300.

##### 3/4.11.1.2 DOSE

This control is provided to implement the requirements of Sections II.A, III.A and IV.A of Appendix I, 10 CFR Part 50. The Control implements the guides set forth in Section II.A of Appendix I. The ACTION statements provide the required operating flexibility and at the same time implement the guides set forth in Section IV.A of Appendix I to assure that the releases of radioactive material in liquid effluents to UNRESTRICTED AREAS will be kept as low as is reasonably achievable. Also, for fresh water sites with drinking water supplies that can be potentially affected by plant operations, there is reasonable assurance that the operation of the facility will not result in radionuclide concentrations in the finished drinking water that are in excess of the requirements of 40 CFR Part 141. The dose calculation

ST. LUCIE PLANT  
CHEMISTRY OPERATING PROCEDURE NO. C-200, REVISION 22  
OFFSITE DOSE CALCULATION MANUAL (ODCM)

3/4.11 RADIOACTIVE EFFLUENTS (Continued)

BASES

---

3/4.11.1 LIQUID EFFLUENTS (Continued)

3/4.11.1.2 DOSE (Continued)

methodology and parameters in the ODCM implement the requirements in Section III.A of Appendix I that conformance with the guides of Appendix I be shown by calculational procedures based on models and data, such that the actual exposure of a MEMBER OF THE PUBLIC through appropriate pathways is unlikely to be substantially underestimated. The equations specified in the ODCM for calculating the doses due to the actual release rates of radioactive materials in liquid effluents are consistent with the methodology provided in Regulatory Guide 1.109, Calculation of Annual Doses to Man from Routine Releases of Reactor Effluents for the Purpose of Evaluating Compliance with 10 CFR Part 50, Appendix I, Revision 1, October 1977 and Regulatory Guide 1.113, Estimating Aquatic Dispersion of Effluents from Accidental and Routine Reactor Releases for the Purpose of Implementing Appendix I, April 1977.

This control applies to the release of radioactive materials in liquid effluents from each unit at the site. For units with shared Radwaste Systems, the liquid effluents from the shared system are to be proportioned among the units sharing that system.

3/4.11.1.3 LIQUID RADWASTE TREATMENT SYSTEM

The OPERABILITY of the Liquid Radwaste Treatment System ensures that this system will be available for use whenever liquid effluents require treatment prior to release to the environment. The requirement that the appropriate portions of this system be used when specified provides assurance that the releases of radioactive materials in liquid effluents will be kept as low as is reasonably achievable. This control implements the requirements of 10 CFR 50.36a, General Design Criterion 60 of Appendix A to 10 CFR Part 50 and the design objective given in Section II.D of Appendix I to 10 CFR Part 50. The specified limits governing the use of appropriate portions of the Liquid Radwaste Treatment System were specified as a suitable fraction of the dose design objectives set forth in Section II.A of Appendix I, 10 CFR Part 50 for liquid effluents.

This control applies to the release of radioactive materials in liquid effluents from each unit at the site. For units with shared Radwaste Treatment Systems, the liquid effluents from the shared system are to be proportioned among the units sharing that system.

ST. LUCIE PLANT  
CHEMISTRY OPERATING PROCEDURE NO. C-200, REVISION 22  
OFFSITE DOSE CALCULATION MANUAL (ODCM)

RADIOACTIVE EFFLUENTS

BASES

---

3/4.11.2 GASEOUS EFFLUENTS

3/4.11.2.1 DOSE RATE

This control is provided to ensure that the dose at any time at and beyond the SITE BOUNDARY from gaseous effluents from all units on the site will be within the annual dose limits of 10 CFR Part 20 to UNRESTRICTED AREAS. The annual dose limits are the doses associated with the concentration of 10 CFR Part 20, Appendix B, Table 2, Column I. These limits provide reasonable assurance that radioactive material discharged in gaseous effluents will not result in the exposure of a MEMBER OF THE PUBLIC in an UNRESTRICTED AREA, either within or outside the SITE BOUNDARY, to an annual average concentration exceeding the limits specified in Appendix B, Table 2 of 10 CFR Part 20 (Subpart D of 10 CFR Part 20). For MEMBERS OF THE PUBLIC who may at times be within the SITE BOUNDARY, the occupancy of that MEMBER OF THE PUBLIC will usually be sufficiently low to compensate for any increase in the atmospheric diffusion factor above that for the SITE BOUNDARY. The specified release rate limits restrict, at all times, the corresponding gamma and beta dose rates above background to a MEMBER OF THE PUBLIC at or beyond the SITE BOUNDARY to less than or equal to 500 mrems/year to the total body or to less than or equal to 3000 mrem/year to the skin. These release rate limits also restrict, at all times, the corresponding thyroid dose rate above background to a child via the inhalation pathway to less than or equal to 1500 mrems/year.

This control applies to the release of radioactive materials in gaseous effluents from all units at the site.

The required detection capabilities for radioactive materials in gaseous waste samples are tabulated in terms of the lower limits of detection (LLDs). Detailed discussion of the LLD and other detection limits can be found in Currie, L. A., Lower Limit of Detection: Definition and Elaboration of a Proposed Position for Radiological Effluent and Environmental Measurements, NUREG/CR-4007 (September 1984) and in the HASL Procedures Manual, HASL-300.

ST. LUCIE PLANT  
CHEMISTRY OPERATING PROCEDURE NO. C-200, REVISION 22  
OFFSITE DOSE CALCULATION MANUAL (ODCM)

RADIOACTIVE EFFLUENTS

BASES

---

3/4.11.2.1 DOSE - NOBLE GASES

This control is provided to implement the requirements of Sections II.B, III.A and IV.A of Appendix I, 10 CFR Part 50. The control implements the guides set forth in Section I.B of Appendix I. The ACTION statements provide the required operating flexibility and at the same time implement the guides set forth in Section IV.A of Appendix I to assure that the releases of radioactive material in gaseous effluents to UNRESTRICTED AREAS will be kept as low as is reasonably achievable. The Surveillance Requirements implement the requirements in Section III.A of Appendix I that conformance with the guides of Appendix I be shown by calculational procedures based on models and data such that the actual exposure of a MEMBER OF THE PUBLIC through appropriate pathways is unlikely to be substantially underestimated. The dose calculation methodology and parameters established in the ODCM for calculating the doses due to the actual release rates of radioactive noble gases in gaseous effluents are consistent with the methodology provided in Regulatory Guide 1.109, Calculation of Annual Doses to Man from Routine Releases of Reactor Effluents for the Purpose of Evaluating Compliance with 10 CFR Part 50, Appendix I, Revision 1, October 1977 and Regulatory Guide 1.111, Methods for Estimating Atmospheric Transport and Dispersion of Gaseous Effluents in Routine Releases from Light-Water Cooled Reactors, Revision 1, July 1977. The ODCM equations provided for determining the air doses at and beyond the SITE BOUNDARY are based upon the historical average atmospheric conditions.

This control applies to the release of radioactive materials in gaseous effluents from each unit at the site. For units with shared Radwaste Treatment Systems, the gaseous effluents from the shared system are to be proportioned among the units sharing that system.

3/4.11.2.3 DOSE - IODINE-131, IODINE-133, TRITIUM AND RADIOACTIVE MATERIAL IN PARTICULATE FORM

This control is provided to implement the requirements of Sections II.C, III.A and IV.A of Appendix I, 10 CFR Part 50. The Controls are the guides set forth in Section II.C of Appendix I. The ACTION statements provide the required operating flexibility and at the same time implement the guides set forth in Section IV.A of Appendix I to assure that the releases of radioactive material in gaseous effluents to UNRESTRICTED AREAS will be kept as low as is reasonably achievable. The ODCM calculational methods specified in the



ST. LUCIE PLANT  
CHEMISTRY OPERATING PROCEDURE NO. C-200, REVISION 22  
OFFSITE DOSE CALCULATION MANUAL (ODCM)

RADIOACTIVE EFFLUENTS

BASES

---

3/4.11.2.1 DOSE - NOBLE GASES (Continued)

3/4.11.2.3 DOSE - IODINE-131, IODINE-133, TRITIUM AND RADIOACTIVE MATERIAL  
IN PARTICULATE FORM (Continued)

Surveillance Requirements implement the requirements in Section III.A of Appendix I that conformance with the guides of Appendix I be shown by calculational procedures based on models and data such that the actual exposure of a MEMBER OF THE PUBLIC through appropriate pathways is unlikely to be substantially underestimated. The ODCM calculational methodology and parameters for calculating the doses due to the actual release rates of the subject material are consistent with the methodology provided in Regulatory Guide 1.109, Calculation of Annual Doses to Man from Routine Releases of Reactor Effluents for the Purpose of Evaluating Compliance with 10 CFR Part 50, Appendix I, Revision 1, October 1977 and Regulatory Guide 1.111, Methods for Estimating Atmospheric Transport and Dispersion of Gaseous Effluents in Routine Releases from Light-Water Cooled Reactors, Revision 1, July 1977. These equations also provide for determining the actual doses based upon the historical average atmospheric conditions. The release rate controls for Iodine-131, Iodine-133, tritium and radionuclides in particulate form with half-lives greater than 8 days are dependent upon the existing radionuclide pathways to man in the areas at and beyond the SITE BOUNDARY. The pathways that were examined in the development of the calculations were: (1) individual inhalation of airborne radionuclides, (2) deposition of radionuclides onto green leafy vegetation with subsequent consumption by man, (3) deposition onto grassy areas where milk animals and meat producing animals graze with consumption of the milk and meat by man and (4) deposition on the ground with subsequent exposure of man.

This control applies to the release of radioactive materials in gaseous effluents from each unit at the site. For units with shared Radwaste Treatment Systems, the gaseous effluents from the shared system are proportioned among the units sharing that system.

ST. LUCIE PLANT  
CHEMISTRY OPERATING PROCEDURE NO. C-200, REVISION 22  
OFFSITE DOSE CALCULATION MANUAL (ODCM)

RADIOACTIVE EFFLUENTS

BASES

---

3/4.11.2.4 GASEOUS RADWASTE TREATMENT SYSTEM

The OPERABILITY of the WASTE GAS HOLDUP SYSTEM and the VENTILATION EXHAUST TREATMENT SYSTEM ensure that the systems will be available for use whenever gaseous effluents require treatment prior to release to the environment. The requirement that the appropriate portions of these systems be used, when specified, provides reasonable assurance that the releases of radioactive materials in gaseous effluents will be kept as low as is reasonably achievable. This control implements the requirements of 10 CFR 50.36a, General Design Criterion 60 of Appendix A to 10 CFR Part 50 and the design objective given in Section II.D of Appendix I to 10 CFR Part 50. The specified limits governing the use of appropriate portions of the systems were specified as a suitable fraction of the dose design objectives set forth in Section II.B and II.C of Appendix I, 10 CFR Part 50 for gaseous effluents.

This control applies to the release of radioactive materials in gaseous effluents from each unit at the site. For units with shared Radwaste Treatment Systems, the gaseous effluents from the shared system are proportioned among the units sharing that system.

3/4.11.2.5 NOT USED

3/4.11.2.6 NOT USED

3/4.11.3 NOT USED

3/4.11.4 TOTAL DOSE

This control is provided to meet the dose limitations of 10 CFR Part 190 that have been incorporated into 10 CFR Part 20 by 46 FR 18525. The control requires the preparation and submittal of a Special Report whenever the calculated doses due to releases of radioactivity and to radiation from uranium fuel cycle sources exceed 25 mrem to the whole body or any organ, except the thyroid, which shall be limited to less than or equal to 75 mrem. For sites containing up to four reactors, it is highly unlikely that the resultant dose to a MEMBER OF THE PUBLIC will exceed the dose limits of 40 CFR Part 190 if the individual reactors remain within twice the dose design objectives of Appendix I, and if direct radiation doses from the units (including outside storage tanks, etc.) are kept small. The Special Report will describe a course of action that should result in the limitation

ST. LUCIE PLANT  
CHEMISTRY OPERATING PROCEDURE NO. C-200, REVISION 22  
OFFSITE DOSE CALCULATION MANUAL (ODCM)

RADIOACTIVE EFFLUENTS

BASES

---

3/4.11.4 TOTAL DOSE (Continued)

of the annual dose to a MEMBER OF THE PUBLIC to within the 40 CFR Part 190 limits. For the purposes of the Special Report, it may be assumed that the dose commitment to the MEMBER OF THE PUBLIC from other uranium fuel cycle sources is negligible, with the exception that dose contributions from other nuclear fuel cycle facilities at the same site or within a radius of 8 kilometers must be considered. If the dose to any MEMBER OF THE PUBLIC is estimated to exceed the requirements of 40 CFR Part 190, the Special Report with a request for a variance (provided the release conditions resulting in violation of 40 CFR Part 190 have not already been corrected), in accordance with the provisions of 40 CFR 190.11 and Subpart M of 10 CFR Part 20, is considered to be a timely request and fulfills the requirements of 40 CFR Part 190 until NRC staff action is completed. The variance only relates to the limits of 40 CFR Part 190 and does not apply in any way to the other requirements for dose limitation of 10 CFR Part 20, as addressed in Controls 3.11.1.1 and 3.11.2.1. An individual is not considered a MEMBER OF THE PUBLIC during any period in which he/she is engaged in carrying out any operation that is part of the nuclear fuel cycle.

ST. LUCIE PLANT  
CHEMISTRY OPERATING PROCEDURE NO. C-200, REVISION 22  
OFFSITE DOSE CALCULATION MANUAL (ODCM)

3/4.12 RADIOLOGICAL ENVIRONMENTAL MONITORING

BASES

---

3/4.12.1 MONITORING PROGRAM

The Radiological Environmental Monitoring Program required by this control provides representative measurements of radiation and of radioactive materials in those exposure pathways and for those radionuclides that lead to the highest potential radiation exposure of MEMBERS OF THE PUBLIC resulting from the plant operation. This monitoring program implements Section IV.B.2 of Appendix I to 10 CFR Part 50 and thereby supplements the Radiological Effluent Monitoring Program by verifying that the measurable concentrations of radioactive materials and levels of radiation are not higher than expected on the basis of the effluent measurements and the modeling of the environmental exposure pathways. Guidance for this monitoring program is provided by the Radiological Assessment Branch Technical Position on Environmental Monitoring, Revision 1, November 1979. The initially specified monitoring program will be effective for at least the first three years of commercial operation. Following this period, program changes may be initiated based on operational experience.

The required detection capabilities for environmental sample analyses are tabulated in terms of the lower limits of detection (LLDs). The LLDs required by Table 4.12-1 are considered optimum for routine environmental measurements in industrial laboratories. It should be recognized that the LLD is defined as an a priori (before the fact) limit representing the capability of a measurement system and not as an a posteriori (after the fact) limit for a particular measurement.

Detailed discussion of the LLD and other detection limits can be found in Currie, L. A., Lower Limit of Detection: Definition and Elaboration of a Proposed Position for Radiological Effluent and Environmental Measurements, NUREG/CR-4007 (September 1984) and in the HASL Procedures Manual, HASL-300.

3/4.12.2 LAND USE CENSUS

This control is provided to ensure that changes in the use of areas at and beyond the SITE BOUNDARY are identified and that modifications to the Radiological Environmental Monitoring Program given in the ODCM are made if required by the results of this census. The best information from the door-to-door survey, from aerial survey or from consulting with local agricultural authorities shall be used.

ST. LUCIE PLANT  
CHEMISTRY OPERATING PROCEDURE NO. C-200, REVISION 22  
OFFSITE DOSE CALCULATION MANUAL (ODCM)

RADIOLOGICAL ENVIRONMENTAL MONITORING

BASES

---

3/4.12.2 LAND USE CENSUS (Continued)

This census satisfies the requirements of Section IV.B.3 of Appendix I to 10 CFR Part 50. Restricting the census to gardens of greater than 50 square meters provides assurance that significant exposure pathways via leafy vegetables will be identified and monitored since a garden of this size is the minimum required to produce the quantity (26 kilograms/year) of leafy vegetables assumed in Regulatory Guide 1.109 for consumption by a child. To determine this minimum garden size, the following assumptions were made: (1) 20% of the garden was used for growing broad leaf vegetation (i.e., similar to lettuce and cabbage) and (2) a vegetation yield of 2 kilograms per square meter.

3/4.12.3 INTERLABORATORY COMPARISON PROGRAM

This requirement for participation in an approved Interlaboratory Comparison Program is provided to ensure that independent checks on the precision and accuracy of the measurements of radioactive materials in environmental sample matrices are performed as part of the quality assurance program for environmental monitoring in order to demonstrate that the results are valid for the purposes of Section IV.B.2 of Appendix I to 10 CFR Part 50.

ST. LUCIE PLANT  
CHEMISTRY OPERATING PROCEDURE C-200, REVISION 22  
OFFSITE DOSE CALCULATION MANUAL (ODCM)  
METHODOLOGY SECTION

METHODOLOGY  
for the  
CONTROLS  
AND  
SURVEILLANCE REQUIREMENTS

ST. LUCIE PLANT  
CHEMISTRY OPERATING PROCEDURE C-200, REVISION 22  
OFFSITE DOSE CALCULATION MANUAL (ODCM)  
METHODOLOGY SECTION

GLOSSARY OF COMMONLY USED TERMS IN METHODOLOGY SECTION

|              |  |
|--------------|--|
| $D_B$        | - Dose from Beta Radiation   |
| CC or cc     | - Cubic centimeter   |
| Ci           | - Curies - a unit of radioactivity see $\mu\text{Ci}$  |
| $C_i$        | - Activity or concentration of a nuclide in the release source. Units of $\mu\text{Ci}$ , $\mu\text{Ci}/\text{cc}$ or $\mu\text{Ci}/\text{ml}$   |
| CFR          | - Code of Federal Regulations  |
| Control(s)   | - Regulations for operating, controlling, monitoring and reporting radioactive effluent related activity as indicated by the Controls Section of the ODCM.   |
| Dose         | - The exposure, in mrem or mrad, the organ or the individual receives from radioactive effluents   |
| Dose Factor  | - Normally, a factor that converts the effect of ingesting radioactive material into the body, to dose to a specific organ. Body elimination, radioactive decay and organ uptake are some of the factors that determine a dose factor for a given nuclide  |
| Dose Pathway | - A specific path that radioactive material physically travels through prior to exposing an individual to radiation. The Grass-Cow-Milk-Infant is a dose pathway   |
| Dose Rate    | - The dose received per unit time  |
| (D/Q)        | - A long term D over Q - a factor with units of $1/\text{m}^2$ which describes the deposition of particulate matter from a plume at a point downrange from the source. It can be thought of as what part of the cloud is going to fallout and deposit over one square meter of ground. (See Appendix C). |
| ECL          | - Effluent Concentration Limit   |
| FUSAR        | - Final Updated Safety Analysis Report.  |

ST. LUCIE PLANT  
 CHEMISTRY OPERATING PROCEDURE C-200, REVISION 22  
OFFSITE DOSE CALCULATION MANUAL (ODCM)  
**METHODOLOGY SECTION**

GLOSSARY OF COMMONLY USED TERMS IN METHODOLOGY SECTION  
 (continued)

|                     |  |
|---------------------|--|
| Y                   | - A gamma photon - The dose from Gammas in air, etc.   |
| Ground Plane        | - Radioactive material deposited uniformly over the ground emits radiation that produces an exposure pathway when an individual is standing, sitting, etc., in the area. It is assumed that an adult receives the same exposure as an infant, regardless of the physical height differences. Only the whole body is considered for the ODCM. |
| H-3                 | - Hydrogen-3 or Tritium, a weak Beta emitter   |
| I&8DP               | - Radioiodines and particulates with half-lives greater than 8 days  |
| $m^3$               | - Cubic Meters   |
| $m^2$               | - Square Meters  |
| nuclide             | - For the purposes of this manual, a radioactive isotope. Nuclide (i) signifies a specific nuclide, the 1st, 2nd, 3rd one under consideration. If nuclide (i) is I-131, then the $M_i$ (dose factor) under consideration should be $M_{i-131}$ for example.  |
| Organ               | - For the ODCM either the bone, liver, thyroid, kidney, lung, GI-LLI or the Whole Body. Whole Body is considered an organ for ease of writing the methodology in the ODCM.   |
| pCi                 | - 1 pico-Curie = 1.E-12 Curies.  |
| $(Q \text{ Dot})_i$ | - $(Q \text{ Dot})_i$ - Denotes a release rate in $\mu\text{Ci}/\text{sec}$ for nuclide (i).   |
| $Q_i$               | - Denotes $\mu\text{Ci}$ of nuclide (i) released over a specified time interval.   |
| Radioiodines        | - Iodine-131 and Iodine I-133 for gaseous release pathways.  |



ST. LUCIE PLANT  
 CHEMISTRY OPERATING PROCEDURE C-200, REVISION 22  
OFFSITE DOSE CALCULATION MANUAL (ODCM)  
**METHODOLOGY SECTION**

GLOSSARY OF COMMONLY USED TERMS IN METHODOLOGY SECTION  
 (continued)

- Receptor - The individual receiving the exposure in a given location or who ingests food products from an animal for example. A receptor can receive dose from one or more pathways.
- Release Source(s) - A subsystem, tank or vent where radioactive material can be released independently of other radioactive release points.
- TS - The St. Lucie Plant Standard Technical Specifications
- Total Body - Same as Whole Body in Control Statements
- $\mu\text{Ci}$  - micro Curies.  $1 \mu\text{Ci} = 10^{-6}$  Curies. The  $\mu\text{Ci}$  is the standard unit of radioactivity for all dose calculations in the ODCM.
- $(X/Q)$  - A long term Chi over Q. It describes the physical dispersion characteristics of a semi-infinite cloud of noble gases as the cloud traverses downrange from the release point. Since Noble Gases are inert, they do not tend to settle out on the ground. (See Appendix C).
- $(X/Q)_D$  - A long term Depleted Chi over Q. It describes the physical dispersion characteristics of a semi-infinite cloud of radioactive iodines and particulates as the cloud travels downrange. Since iodines and particulates tend to settle out (fallout of the cloud) on the ground, the  $(X/Q)_D$  represents what physically remains of the cloud and its dispersion qualities at a given location downrange from the release point. (See Appendix F).
- dt,  $\Delta t$  or delta t - A specific delta time interval that corresponds with the release interval data etc.

ST. LUCIE PLANT  
CHEMISTRY OPERATING PROCEDURE C-200, REVISION 22  
OFFSITE DOSE CALCULATION MANUAL (ODCM)  
**METHODOLOGY SECTION**

1.0 LIQUID RELEASES METHODOLOGY

ST. LUCIE PLANT  
CHEMISTRY OPERATING PROCEDURE C-200, REVISION 22  
OFFSITE DOSE CALCULATION MANUAL (ODCM)  
**METHODOLOGY SECTION**

1.1 Radioactive Liquid Effluent Model Assumptions

The FUSAR contains the official description of the site characteristics. The description that follows is a brief summary for dose calculation purposes:

The St. Lucie Plant is located on an island surrounded on two sides by the Atlantic Ocean and the Indian River, an estuary of the Atlantic Ocean. Normally, all radioactive liquid releases enter the Atlantic Ocean where the Circulating Water Discharge Pipe terminates on the ocean floor at a point approximately 1200 feet offshore (Figure 1-1 Point "L"). No credit is taken for subsequent mixing of the discharge flume with the ocean. The diffusion of radioactive material into the ocean is dependent on the conditions of tide, wind and some eddy currents caused by the Gulf Stream. The conditions are sufficiently random enough to distribute the discharges over a wide area and no concentrating effects are assumed.

There are no direct discharge paths for liquid effluents to either of the north or south private property boundary lines. The Big Mud Creek (part of the Indian River) does connect to a normally locked shut dam, that is intended to provide an emergency supply of circulating water to the Intake Cooling Water Canal in the event a Hurricane causes blockage of the Intake Canal. No radioactive water could be discharged directly into the Intake Cooling Water Canal because all plant piping is routed to the discharge canal and no back flow can occur. Consult the FUSAR for a detailed description of characteristics of the water bodies surrounding the plant site.

Only those nuclides that appear in the Liquid Dose Factor Tables will be considered for dose calculation.

ST. LUCIE PLANT  
 CHEMISTRY OPERATING PROCEDURE C-200, REVISION 22  
OFFSITE DOSE CALCULATION MANUAL (ODCM)  
**METHODOLOGY SECTION**

1.2 Determining the Fraction F of 10 CFR Part 20 ECLs Limits for A Liquid Release Source

Discussion - Control 3.11.1.1 requires that the sampling and analysis results of liquid waste (prior to discharge) be used with calculation methods in the in-plant procedures to assure that the concentration of liquid radioactive material in the unrestricted areas will not exceed ten times the concentrations specified in 10 CFR Part 20, Appendix B, Table 2. Chemistry Procedure COP-01.05 "Processing Aerated Liquid Waste" provides instruction for ensuring batch release tanks will be sampled after adequate mixing. This section presents the calculation method to be used for this determination. This method only addresses the calculation for a specific release source. The in-plant procedures will provide instructions for determining that the summation of each release source's F values do not exceed the site's 10 CFR Part 20 ECL. The values for release rate, dilution rate, etc., will also have to be obtained from in-plant procedures. The basic equation is:

$$F_L = \frac{R}{D} \sum_{i=1}^n \frac{C_i}{(ECL)_i}$$

Where:

- $F_L$  = the fraction of 10 CFR Part 20 ECL that would result if the release source was discharged under the conditions specified.
- $R$  = The undiluted release rate in gpm of the release source.  
 Liquid Rad Waste = 170 gpm for Waste Monitor Tank  
 Steam Generator = 125 gpm/Steam Generator  
 Liquid Rad Waste = 60 gpm for AWST #2  
 Liquid Rad Waste = 60 gpm for Laundry Drain Pumps 2A/2B
- $D$  = The dilution flow in gpm of Intake Cooling Water or Circulating Water Pumps  
 Intake Cooling flow is 14,500 gpm/pump  
 Circulating Water flow is 121,000 gpm/pump
- $C_i$  = The undiluted concentration of nuclide (i) in  $\mu\text{Ci/ml}$  from sample assay
- $(ECL)_i$  = The Effluent Concentration Limit of nuclide (i) in  $\mu\text{Ci/ml}$  from Table L-1. For dissolved or entrained noble gases the ECL value is  $2 \times 10^{-4} \mu\text{Ci/ml}$  for the sum of all gases.

ST. LUCIE PLANT  
CHEMISTRY OPERATING PROCEDURE C-200, REVISION 22  
OFFSITE DOSE CALCULATION MANUAL (ODCM)  
**METHODOLOGY SECTION**

## 1.2 (continued)

The fraction of the 10 CFR Part 20 ECL limit may be determined by a nuclide-by-nuclide evaluation or for purposes of simplifying the calculation by a cumulative activity evaluation. If the simplified method is used, the value of  $3 \times 10^{-8}$   $\mu\text{Ci/ml}$  (unidentified ECL value) should be substituted for  $(\text{ECL})_i$  and the cumulative concentration (sum of all identified radionuclide concentrations) or the gross concentration should be substituted for  $C_i$ . As long as the diluted concentration ( $C_{\text{total}} R/D$ ) is less than  $3 \times 10^{-8}$   $\mu\text{Ci/ml}$ , the nuclide-by-nuclide calculation is not required to demonstrate compliance with the 10 CFR Part 20 ECL. The following section provides a step-by-step procedure for determining the ECL fraction.

## 1. Calculation Process for Solids

- A. Obtain from the in-plant procedures, the release rate value (R) in gpm for the release source.
- B. Obtain from the in-plant procedures, the dilution rate (D) in gpm. No credit is taken for any dilution beyond the discharge canal flow.
- C. Obtain  $(C_i)$ , the undiluted assay value of nuclide (i), in  $\mu\text{Ci/ml}$ . If the simplified method is used, the cumulative concentration ( $C_{\text{total}}$ ) is used.
- D. From Table L-1, obtain the corresponding (ECL) for nuclide (i) in  $\mu\text{Ci/ml}$ . The value of  $3 \times 10^{-8}$   $\mu\text{Ci/ml}$  should be used for the simplified method.
- E. Divide  $C_i$  by  $(\text{ECL})_i$  and write down the quotient
- F. If the simplified method is used, proceed to the next step. If determining the ECL fraction by the nuclide-by-nuclide evaluation, repeat steps 1.2.1.C through 1.2.1.E for each nuclide reported in the assay, for  $\text{H}_3$  from previous month composite and for SR89/90 and Fe55 from previous quarter composite with known results.

ST. LUCIE PLANT  
 CHEMISTRY OPERATING PROCEDURE C-200, REVISION 22  
OFFSITE DOSE CALCULATION MANUAL (ODCM)  
METHODOLOGY SECTION

## 1.2 (continued)

## 1. (continued)

G. Add each  $C_i/(ECL)$  quotient from step 1.2.1.E and solve for  $F_L$  as follows:

$$F_L = \frac{R}{D} \sum_{i=1}^n \frac{C_i}{(ECL)_i}$$

$F_L$  = a unit-less value where:

the value of  $F_L$  could be  $\leq$  or  $>1$ . The purpose of the calculation is to determine what the initial value of  $F_L$  is for a given set of release conditions.

H. The  $F_L$  value just obtained is for one release pathway. The TS and ODCM control 3.11.1.1 allow for a site limit of  $F_L$  less than or equal to 10. Chemistry Procedure COP-01.05 administratively controls each pathway's allocation. Compare your  $F_L$  result with the administrative control for the release pathway in COP-01.05.

## 2. Calculation Process for Gases in Liquid

A. Sum the  $\mu\text{Ci/ml}$  of each noble gas activity reported in the release.

B. The values of R and D from 1.2.1 above shall be used in the calculations below:

$$F_g = \frac{(\text{sum of 1.2.2.A}) \mu\text{Ci/ml}}{1} \times \frac{R}{D}$$

C.  $F_g$  shall be less than  $2 \times 10^{-4} \mu\text{Ci/ml}$  for the site for all releases in progress. Each release point will be administratively controlled. Consult COP-01.05 procedure for instructions.

ST. LUCIE PLANT  
CHEMISTRY OPERATING PROCEDURE C-200, REVISION 22  
OFFSITE DOSE CALCULATION MANUAL (ODCM)  
**METHODOLOGY SECTION**

1.3 Determining Setpoints for Radioactive Liquid Effluent Monitors

- 1.3.1 Setpoints for Batch Liquid Release Monitors channel numbers R6627 and 301 on Table 3.3-14, Radioactive Effluent Monitor Setpoint Basis, are the Batch Liquid Effluent Monitors.

Discussion - Control 3.3.3.9 requires that the liquid effluent monitoring instrumentation alarm/trip setpoints be set to initiate an alarm or trip so that the radioactivity concentration in water in the unrestricted area does not exceed the concentration of 10 CFR Part 20, Appendix B, Table 2 as a result of radioactivity in liquid effluents (Control 3.11.1.1).

Gross cpm vs. total liquid activity curves are available for Batch Liquid Effluent Monitors based on a composite of real release data. A direct correlation between gross cpm and the concentrations that would achieve 10 CFR Part 20 ECL levels in the discharge canal can be estimated. The 1978 liquid release data from annual reports was used to determine the average undiluted release concentration. These concentrations were then projected to a diluted concentration in the discharge canal assuming a 1 gpm release rate and a constant dilution flow of 121,000 gpm from 1 circ. water pump. This diluted activity was divided by the nuclide's respective 10 CFR Part 20 ECL value (Table L-1) to obtain the Mi column on the table that follows:

ST. LUCIE PLANT  
 CHEMISTRY OPERATING PROCEDURE C-200, REVISION 22  
 OFFSITE DOSE CALCULATION MANUAL (ODCM)  
**METHODOLOGY SECTION**

1.3 (continued)

TABLE 1.3

| NUCLIDE SYMBOL      | 1978 UNDILUTED $\mu\text{Ci}/\text{ml}^1$ | $M_i^2$ (no units) |
|---------------------|---|--------------------|
| I-131               | 4.43 E-5                                  | 3.66 E-4           |
| I-132               | 2.23 E-7                                  | 1.84 E-8           |
| I-133               | 3.17 E-6                                  | 3.74 E-6           |
| I-135               | 1.31 E-6                                  | 3.61 E-7           |
| Na-24               | 1.72 E-7                                  | 2.84 E-8           |
| Cr-51               | 2.51 E-5                                  | 4.15 E-7           |
| Mn-54               | 5.64 E-6                                  | 1.55 E-6           |
| Mn-56               | 1.11 E-9                                  | 1.31 E-10          |
| Co-57               | 3.69 E-7                                  | 5.08 E-8           |
| Co-58               | 1.51 E-4                                  | 6.24 E-5           |
| Fe-59               | 2.92 E-6                                  | 2.41 E-6           |
| Co-60               | 3.66 E-5                                  | 1.01 E-4           |
| Zn-65               | 4.55 E-7                                  | 7.52 E-7           |
| Ni-65               | 8.23 E-7                                  | 6.8 E-8            |
| Ag-110              | 1.96 E-6                                  | 2.70 E-6           |
| Sn-113              | 5.75 E-7                                  | 1.58 E-7           |
| Sb-122              | 2.15 E-6                                  | 1.78 E-6           |
| Sb-124              | 8.40 E-6                                  | 9.92 E-6           |
| W-187               | 3.51 E-6                                  | 9.67 E-7           |
| Np-239              | 1.57 E-7                                  | 6.49 E-8           |
| Br-82               | 3.64 E-7                                  | 7.52 E-8           |
| Zr-95               | 2.82 E-5                                  | 1.17 E-5           |
| Zr-97               | 4.05 E-6                                  | 3.72 E-6           |
| Mo-99               | 3.24 E-6                                  | 1.34 E-6           |
| Ru-103              | 3.84 E-8                                  | 1.06 E-8           |
| Sb-125              | 2.26 E-6                                  | 6.23 E-7           |
| Cs-134              | 2.14 E-5                                  | 1.97 E-4           |
| Cs-136              | 7.82 E-7                                  | 1.08 E-6           |
| Cs-137              | 4.85 E-5                                  | 4.01 E-4           |
| Ba-140              | 6.44 E-7                                  | 6.65 E-7           |
| Ce-141              | 3.04 E-8                                  | 8.38 E-9           |
| Ce-144              | 2.37 E-6                                  | 6.53 E-6           |
| $A_{\text{tot}}=$   | 4.01 E-4                                  |                    |
| $M_{\text{Total}}=$ |   | 1.18 E-3           |

(1) 1978 Undiluted Release Volume = 7 E 9 ml.

$$(2) \quad M_i = \frac{1978 \text{ Undil. Act Nuclide } (i)}{ECL_i \text{ (from Table L-1)}} \times \frac{1 \text{ gpm (release rate)}}{121000 \text{ gpm (dil rate)}}$$



ST. LUCIE PLANT  
 CHEMISTRY OPERATING PROCEDURE C-200, REVISION 22  
OFFSITE DOSE CALCULATION MANUAL (ODCM)  
METHODOLOGY SECTION

## 1.3 (continued)

$A_{Tot}$  is the total average  $\mu\text{Ci/ml}$  concentration of the reference mixture and  $M_{Tot}$  is the fraction of the MPC of all nuclides for the release conditions specified. Dividing  $A_{Tot}$  by  $M_{Tot}$  yields  $A_{Max}$ , which is the maximum total activity concentration equivalent to the ECL limit for the nuclide distribution typical of radwaste discharges. The Technical Specifications allow 10 times the ECL limit where the Site Limit is 10 times  $A_{Max}$  as follows:

$$A_{Max} = \frac{A_{Tot}}{M_{Tot}} = \frac{4.01 \text{ E-4}}{1.18 \text{ E-3}} = 0.34 \text{ } \mu\text{Ci/ml} = \text{ECL Limit}$$

$$\text{Site Limit} = 10 \times A_{Max} = 10 \times 0.34 = 3.4 \text{ } \mu\text{Ci/ml}$$

To provide conservative administrative control,  $A_{Max}$  of  $0.34 \text{ } \mu\text{Ci/ml}$  should be used as follows:

1. If the effluent monitor requires counts per minute units, a ( $C_{max}$ ) value in cpm should be obtained for the  $A_{max}$  ( $0.34 \text{ } \mu\text{Ci/ml}$ ) from the release sources radioactive liquid effluent monitor curve of cpm vs.  $\mu\text{Ci/ml}$ .

NOTE

This setpoint is for a specified release of 1 gpm into 121000 gpm dilution flow.

2. For establishing the setpoint prior to liquid radwaste discharges, the  $A_{max}$  (or  $C_{max}$ ) will be adjusted as needed to account for actual release conditions (i.e., actual design maximum discharge flow rate, dilution flow rate and the contribution of dissolved and entrained Nobles Gas Activity to the Monitor Activity Level).

ST. LUCIE PLANT  
 CHEMISTRY OPERATING PROCEDURE C-200, REVISION 22  
OFFSITE DOSE CALCULATION MANUAL (ODCM)  
METHODOLOGY SECTION

## 1.3 (continued)

## 1.3.2 Setpoints for Continuous Liquid Release Monitors

Discussion - The activity mixture described in 1.3.1 for Liquid Batch Release Monitors cannot be used for Continuous Liquid Pathways since the Steam Generator (S/G) Blowdown Secondary Side is subject to what the current Reactor Coolant System (RCS) activity and primary-to-secondary leakage exist at any time. Although S/G blowdown is not normally aligned to the Site Liquid Radwaste Release Point (Figure 1-1), the monitor setpoints will be based on the ODCM maximum design S/G blowdown rate of 125 gpm with 1 Circulating Water Pump (CWP) 121,000 gpm in operation. The ODCM and COP-01.05, Processing Liquid Waste assume that the fraction of solids entering the Discharge Canal to the site release point are controlled less than or equal to 1.0, with batch release using 80% and the remaining 20% allocated to continuous sources on site. The actual site limit for solids is 10 times the concentration specified in 10 CFR Part 20, therefore a conservatism factor of 10 is already included in the administrative site limit.

Since source in-leakage to a S/G cannot be controlled, a High alarm monitor setpoint is calculated based on one S/G releasing to the discharge canal at design blowdown rate while attaining the 20 percent of the site limit ( $F_L$ ) assuming all the gross solid activity is I-131. The contribution from Dissolved and Entrained Gases is assumed to be zero with all of the gaseous activity going to the Steam Condenser and Air Ejector pathway.

$$F_L \text{ at 20\%} = \frac{0.2}{1} = \frac{\text{Design blowdown rate}}{1 \text{ CWP Dilution rate}} \times \frac{\text{I-131 uCi/ml (S/G)}}{\text{I-131 uCi/ml (Table L-1ECL)}}$$

$$F_L \text{ at 20\%} = \frac{0.2}{1} = \frac{125 \text{ gal/min}}{121,000 \text{ gal/min}} \times \frac{\text{I-131 uCi/ml (S/G)}}{1.E-06 \text{ uCi/ml (I-131 Table L-1ECL)}}$$

Solving for the **S/G High Alarm Setpoint I-131 Activity**,

I-131 uCi/ml (S/G) = **~2E-04 uCi/ml I-131** is the maximum S/G activity that could be allowed such that 20 percent of the administrative discharge canal limit would not be exceeded.

ST. LUCIE PLANT  
CHEMISTRY OPERATING PROCEDURE C-200, REVISION 22  
OFFSITE DOSE CALCULATION MANUAL (ODCM)  
**METHODOLOGY SECTION**

1.3 (continued)

1.3.2 (continued)

This S/G Monitor High Alarm Setpoint activity may be converted to cpm using Liquid Monitor uC/ml to cpm conversion constants.

This Setpoint is conservative given that the actual Liquid Site Limit is a factor of ten times higher than the administrative limit used for calculation purposes, that I-131's ECL is conservative vs other isotope mixtures, and that it is unlikely that more than one S/G would be allowed to operate with a 20 gallon per day primary-to-secondary leak rate.

1.4 Determining the Dose for Radioactive Liquid Releases

Discussion - Control 3.11.1.2 requires calculations be performed at least once per 31 days to verify that cumulative radioactive liquid effluents do not cause a dose in excess of 1.5 mrem to the whole body and 5 mrem to any organ during any calendar quarter and not in excess of 3 mrem to the whole body and 10 mrem to any organ during any calendar year. This section presents calculational method to be used for this verification.

This method is based on the methodology suggested by sections 4.3 and 4.3.1 of NUREG-0133 Revision 1, November, 1978. The dose factors are a composite of both the fish and shellfish pathways so that the fish-shellfish pathway is the only pathway for which dose will be calculated. The dose for adult, child and teenager can also be calculated by this method provided that their appropriate dose factors are used for the organ of interest. An infant is excluded from Liquid Dose Pathway at St. Lucie since they do not eat fish-shellfish. The effluent supervisor will track which age group is the controlling (most restrictive) age group (see control 3.11.2.6.c). Only those nuclides that appear in the Tables of this manual will be considered.

ST. LUCIE PLANT  
 CHEMISTRY OPERATING PROCEDURE C-200, REVISION 22  
OFFSITE DOSE CALCULATION MANUAL (ODCM)  
METHODOLOGY SECTION

## 1.4 (continued)

1. This method provides for a dose calculation to the whole body or any organ for a given age group based on real release conditions during a specified time interval for radioactive liquid release sources. The equation is:

$$D_{1_T} = \frac{A_{iT} dt_1 Q_{i1}}{(DF)_1}$$

Where:

$D_{1_T}$  = dose commitment in mrem received by organ T of age group (to be specified) during the release time interval  $dt_1$ .

$A_{iT}$  = the composite dose factor for the fish-shellfish pathway for nuclide (i) for organ T of age group (to be specified). The  $A_{iT}$  values listed in the Tables in this manual are independent of any site specific information and have the units  $\frac{\text{mrem}\cdot\text{ml}}{\mu\text{Ci}\cdot\text{hr}}$

$dt_1$  = the number of hours that the release occurs.

$Q_{i1}$  = The total quantity of nuclide (i) release during  $dt_1$  ( $\mu\text{Ci}$ )

$(DF)_1$  = The total volume of dilution that occurred during the release time period  $dt_1$  (i.e., the circulating water flow times time)

The doses associated with each release may then be summed to provide the cumulative dose over a desired time period (e.g., sum all doses for release during a 31 day period, calendar quarter or a year).

$$D_{total_T} = \sum D_{1_T}$$

Where:

$D_{T_T}$  = the total dose commitment to organ T due to all releases during the desired time interval (mrem)

ST. LUCIE PLANT  
 CHEMISTRY OPERATING PROCEDURE C-200, REVISION 22  
OFFSITE DOSE CALCULATION MANUAL (ODCM)  
**METHODOLOGY SECTION**

## 1.4 (continued)

## 1. (continued)

NOTE

Table 1.4 may be used for compiling the dose accounting.

- A. Determine the time interval  $dt_i$  in hours that the release took place. For once per 31 day dose calculations  $dt_i$  would be for the entire month's hours.

For quarterly dose calculations  $dt_i$  would be the hours in the quarter, and for annual dose calculations  $dt_i$  would be the hours in the year. If required,  $dt_i$  may be hours of duration of a single release to evaluate a batch release.

- B. Obtain  $(DF)_i$  for the time period  $dt_i$  from Liquid Waste Management Records for the release source(s) of interest.
- C. Obtain  $Q_i$  for nuclide (i) for the time period  $dt_i$  from the Liquid Waste Management Records
- D. Obtain  $A_{T_i}$  from the appropriate Liquid Dose Factor Table

| Age Group | Dose Factor Table |
|-----------|-------------------|
| Infant    | N/A               |
| Child     | L-4               |
| Teen      | L-3               |
| Adult     | L-2               |



ST. LUCIE PLANT  
CHEMISTRY OPERATING PROCEDURE C-200, REVISION 22  
OFFSITE DOSE CALCULATION MANUAL (ODCM)  
**METHODOLOGY SECTION**

## 1.4 (continued)

## 1. (continued)

- F. For the age group(s) of interest, repeat steps 1.4.1.C through 1.4.1.E for each nuclide reported and each organ required.
- G. For the age group(s) of interest, sum the Dose (i) values to obtain the total dose to organ T from the fish-shellfish pathway.

1.5 Projecting Dose for Radioactive Liquid Effluents

Discussion - Control 3.11.1.3 requires that appropriate subsystems of the liquid radwaste treatment system be used to reduce radioactive material in liquid effluents when the projected doses due to the liquid effluent, from each unit, to UNRESTRICTED AREAS (see TS Figure 5.1-1) would exceed 0.06 mrem to the whole body or 0.2 mrem to any organ in a 31 day period. The following calculation method is provided for performing this dose projection. The method is based on dose as calculated in section 1.4 with the adult as the bases for projecting.

1. For the controlling age group obtain the latest result of the monthly calculation of the whole body dose and the highest organ dose. These doses can be obtained from the in-plant records.
2. Divide each dose by the number of days the reactor plant was operational during the month.
3. Multiply the quotient of each dose by the number of days the reactor plant is projected to be operational during the next month. The products are the projected dose for the next month. These values should be adjusted as needed to account for any changes in failed fuel or other identifiable operating conditions that could significantly alter the actual releases.
4. If the projected dose is greater than 0.06 mrem to the whole body or greater than 0.2 mrem to the adults highest exposed organ, the liquid radwaste system shall be used.

ST. LUCIE PLANT  
CHEMISTRY OPERATING PROCEDURE C-200, REVISION 22  
OFFSITE DOSE CALCULATION MANUAL (ODCM)  
**METHODOLOGY SECTION**

2.0 GASEOUS RELEASES METHODOLOGY



ST. LUCIE PLANT  
CHEMISTRY OPERATING PROCEDURE C-200, REVISION 22  
OFFSITE DOSE CALCULATION MANUAL (ODCM)  
**METHODOLOGY SECTION**

## 2.1 Gaseous Effluent Model Assumptions

Description of Site - (The FUSAR contains the official description of the site characteristics. The description that follows is a brief summary for dose calculation purposes only). The St. Lucie Plant is located on an island surrounded on two sides by the Atlantic Ocean and the Indian River, an estuary of the Atlantic Ocean. Private property adjoins the plant site in the north and south directions. A meteorological tower is located north of the plant near the site property line. There are 16 sectors, for dose calculation purposes, divided into 22.5° each. The MET tower is calibrated such that a zero degree bearing coincides with TRUE NORTH. A bearing of zero degrees dissects the north sector such that bearings of 348.75° and 11.25° define the boundaries of the north sector. The nearest distance to private property occurs in the north sector at approximately 0.97 miles. For ease of calculation, this 0.97 mile radius is assumed in all directions, although the real Unrestricted Area Boundary is defined in Figure 5.1-1 of the TS. Doses calculated over water areas do not apply to Controls or the annual report and may be listed as O.W. (over water) in lieu of performing calculations. The 0.97 mile range in the NW sector is O.W., but it was chosen as the worst sector for conservative dose calculations using the historical MET data.

Historical MET Data - MET data, between September 1, 1976 and August 31, 1978, from the St. Lucie MET Tower was analyzed by Dames & Moore of Washington, D.C. The methodology used by Dames & Moore was consistent with methods suggested by Regulatory Guide 1.111, Revision 1. Recirculation correction factors were also calculated for the St. Lucie Site and are incorporated into the historical MET tables (Tables M5, M6 and M7) in Appendix A of this manual. It was determined that these two years are representative data for this locale.

Dose Calculations - Dose calculations for Control dose limits are normally calculated using historical MET data and receptor location(s) which yield calculated doses no lower than the real location(s) experiencing the most exposure. Actual MET data factors are calculated and used in dose calculations for the annual reports.

Live MET data and hour-by-hour dose calculations are beyond the scope of this manual. Historical information and conservative receptor locations, etc., are only used for ease of Control dose limit calculations. Dose calculations for Control dose limits may be performed using actual MET data and real receptor locations. Any dose calculations performed with actual data should note the source of the data in the annual report. Actual MET data reduction should be performed in accordance with Regulatory Guide 1.111, Revision 1 and should incorporate Recirculation Correction Factors from Table M-4 of this manual.

ST. LUCIE PLANT  
 CHEMISTRY OPERATING PROCEDURE C-200, REVISION 22  
OFFSITE DOSE CALCULATION MANUAL (ODCM)  
METHODOLOGY SECTION

## 2.1 (continued)

Dose Calculations - (continued)

The St. Lucie site uses the long term ground release model for all gaseous effluents. Only those radionuclides that appear in the gaseous effluent dose factor tables will be considered in any dose calculations. Radioiodines are defined as Iodine-131 and I-133 for application to Controls. Other nuclides of Iodine may be included in dose calculations for ease of performing calculations, but their dose contribution does not have to be included in the Control requirements. Land Census information will apply to the calendar year following the year that the census was taken in to avoid splitting quarters, etc.

2.2 Determining the Total Body and Skin Dose Rates for Noble Gas Releases And Establishing Setpoints for Effluent Monitors

Discussion - Control 3.11.2.1 limits the dose rate from noble gases in airborne releases to <500 mrem/yr - total body and <3000 mrem/yr - skin. Control 3.3.3.11 requires that the gaseous radioactive effluent monitoring instrumentation be operable with alarm/trip setpoints set to ensure that these dose rate limits are not exceeded. The results of the sampling and analysis program of Control Table 4.11-2 are used to demonstrate compliance with these limits.

The following calculation method is provided for determining the dose rates to the total body and skin from noble gases in airborne releases. The alarm/trip setpoints are based on the dose rate calculations. The Controls apply to all airborne releases on the site but all releases may be treated as if discharged from a single release point. Only those noble gases appearing in Table G-2 will be considered. The calculation methods are based on Sections 5.1 and 5.2 of NUREG-0133, November 1978. The equations are:

For TOTAL BODY Dose Rate:

$$DR_{TB} = \sum_i^n K_i (X/Q) (Q DOT)_i$$

For TOTAL SKIN Dose Rate:

$$DR_{skin} = \sum_i^n [L_i + 1.1 M_i] (X/Q) (Q DOT)_i$$

ST. LUCIE PLANT  
 CHEMISTRY OPERATING PROCEDURE C-200, REVISION 22  
OFFSITE DOSE CALCULATION MANUAL (ODCM)  
METHODOLOGY SECTION

## 2.2 (continued)

Where:

$DR_{TB}$  = total body dose rate from noble gases in airborne releases (mrem/yr)

$DR_{skin}$  = skin dose rate from noble gases in airborne releases (mrem/yr)

$\sum_i^n$  = a mathematical symbol to signify the operations to the right of the symbol are to be performed for each noble gas nuclide (i) through (n) and the individual nuclide doses are summed to arrive at the total dose rate for the release source.

$K_i$  = the total body dose factor due to gamma emissions for each noble gas nuclide reported in the release source. (mrem-m<sup>3</sup>/μCi-yr)

$L_i$  = the skin dose factor due to beta emissions for each noble gas nuclide (i) reported in the assay of the release source. (mrem-m<sup>3</sup>/μCi-yr)

$M_i$  = the air dose factor due to gamma emissions for each noble gas nuclide (i) reported in the assay of the release source. The constant 1.1 converts mrad to mrem since the units of  $M_i$  are in (mrad-m<sup>3</sup>/μCi-yr)

(X/Q) = for ground level, the highest calculated annual long term historic relative concentration for any of the 16 sectors, at or beyond the exclusion area boundary (sec/m<sup>3</sup>)

(Q DOT)<sub>i</sub> = The release rate of noble gas nuclide (i) in μCi/sec from the release source of interest

ST. LUCIE PLANT  
 CHEMISTRY OPERATING PROCEDURE C-200, REVISION 22  
OFFSITE DOSE CALCULATION MANUAL (ODCM)  
METHODOLOGY SECTION

## 2.2 (continued)

## 1. Setpoint Determination

- A. To comply with Control 3.3.3.10, the alarm/trip setpoints are established to ensure that all noble gas releases in progress do not exceed the ODCM Control 3.11.2.1 noble gas release rate limit for the site. Using pre-ODCM Revision 0 data, the total body dose was determined to be more limiting than the calculated skin dose, therefore the site release rate limit of total body dose rate of 500 mrem/yr has been determined to be equivalent to  $3.5E+05$  uCi/sec being released from the site. Using  $3.5E+05$  uCi/sec as the equivalent of 100 percent of the site limit, each release point on site may be allotted a portion of the 100 percent, such that the sum of all release point portions allotted shall be less than or equal to 100 percent. The release point's actual monitor setpoint shall take into account the physical release characteristics of maximum expected volume release rate and its percent allotment for a single release point since uCi/sec is proportional to volume rate. The ODCM actual release points and an example of percent allotments is provided:

Site Limit in Percent = 100%  
 Site Limit in uCi/sec =  $3.5E+05$  uCi/sec

| <u>ODCM Release Point</u> | <b>(Example)</b><br><u>Percent Allotment</u> |
|---------------------------|--|
| Unit 1 Plant Vent         | 40   |
| Unit 1 Fuel Bldg. Vent    | 5  |
| ECCS 1A                   | 1  |
| ECCS 1B                   | 1  |
| Unit 2 Plant Vent         | 40   |
| Unit 2 Fuel Bldg. Vent    | 5  |
| ECCS 2A                   | 1  |
| ECCS 2B                   | 1  |
| Blowdown Bldg. Vent       | + 5  |
| Total Percent Allocated=  | 99 or 1 percent below the Site Limit         |

ST. LUCIE PLANT  
 CHEMISTRY OPERATING PROCEDURE C-200, REVISION 22  
OFFSITE DOSE CALCULATION MANUAL (ODCM)  
**METHODOLOGY SECTION**

2.2 (continued)

1. (continued)

A. (continued)

More or less percentage may be used for a release point, but the sum of the total percent allocated to the above Release Points shall never be allowed to exceed 100 percent. The ECCS Reactor Auxiliary Building Exhaust are not ODCM required monitored release points, but a small percentage should be allotted to each to cover short periodic fan surveillance runs. This allocation is controlled per Chemistry Procedure COP-07.05, Process Monitor Setpoints where Chemistry Supervisor approval is required. COP-07.05 provides calculation steps to calculate a Noble Gas Release Rate Setpoint based on the methodology steps described below. A release point's percent allotment will be converted into the release point's indicating engineering unit of uCi/cc that will be equivalent to the allocated portion of the site limit.

1. Obtain the release point's maximum expected process flow release rate (**V**) in Cubic Feet per Minute (cfm) from the Effluent Supervisor.
2. Obtain the release point's percent of site limit allotment (**PA**) from the Chemistry Supervisor.
3. Substitute the release point's **V** and **PA** values into the below equation to obtain the Release Point's Setpoint (SP).

$$SP = \frac{3.5E+05 \text{ uCi}}{\text{sec}} \times \frac{60 \text{ sec}}{\text{min}} \times \frac{\text{min}}{\mathbf{V} \text{ ft}^3} \times \frac{\text{ft}^3}{28317 \text{ cc}} \times \frac{\mathbf{PA}}{100\%}$$

SP = \_\_\_\_\_ uCi/cc which is the TABLE 3.3-14 HIGH SETPOINT for ODCM Effluent Gas Channels that have a "Allotted % of Site Limit" declared as their HIGH SETPOINT.

ST. LUCIE PLANT  
CHEMISTRY OPERATING PROCEDURE C-200, REVISION 22  
OFFSITE DOSE CALCULATION MANUAL (ODCM)  
METHODOLOGY SECTION

## 2.2 (continued)

## 1. (continued)

## A. (continued)

In the case of Unit 2 Plant Vent there are 3 ODCM Effluent Gas Channels Monitoring the Plant Vent. The HIGH SETPOINT in uCi/cc is the same for 2A PV PIG LOW RANGE GAS, 2B PIG LOW RANGE GAS, and 2PV WRGM LOW RANGE GAS since they are monitoring the same release point (i.e., each of these channels does not receive their own allotted % of the Site Limit).

4. The significance of an ODCM Effluent Gas Channel that has a "Allotted % of Site Limit" HIGH Setpoint requires further discussion (Mid and High Noble Gas Accident Channels are not part of this discussion):
  - a. For Plant Vent Release Points on each reactor unit, the "Allotted % of Site Limit" needs to be high enough to allow for Batch Releases from Gas Decay Tank and Containment Venting Operations, and at the same time COP-01.06, Processing Gaseous Waste shall provide instruction for administratively controlling Batch Releases such that the radioactive concentration and release rate will not be allowed to exceed the site limit at any time.
  - b. The receipt of a valid HIGH Alarm on a release point where the ODCM Low Range Gas Channel's radioactivity is approximately equal to the HIGH Alarm setpoint does not mean the site limit has been exceeded, rather it is at a concentration that is equivalent to the "Allotted % of Site Limit".

ST. LUCIE PLANT  
 CHEMISTRY OPERATING PROCEDURE C-200, REVISION 22  
OFFSITE DOSE CALCULATION MANUAL (ODCM)  
METHODOLOGY SECTION

2.2 (continued)

1. (continued)

A. (continued)

4. (continued)

- c. The receipt of a valid HIGH Alarm on a release point where the ODCM Low Range Gas Channel's radioactivity is greater than the HIGH Alarm setpoint may quickly be estimated based on:

$$F_{SL} = RP_{SL} + (\text{Sum of all other Release Point's } RP_{SL} \text{ on site})$$

$$RP_{SL} = \begin{array}{cccc} \text{Rel Pt's} & \text{Rel Pt's} & \text{volume} & \text{time} \\ \text{Channel's} & \text{Release} & \text{conv.} & \text{conv.} \\ \text{uCi/cc} & \text{Rate} & \text{const.} & \text{const.} \end{array} \times \frac{1}{\text{(site limit)}}$$

$$RP_{SL} = \frac{\text{uCi}}{\text{cc}} \times \frac{V \text{ ft}^3}{\text{min}} \times \frac{28317 \text{ cc}}{\text{ft}_3} \times \frac{\text{min}}{60 \text{ sec}} \times \frac{\text{sec}}{3.5\text{E}+05 \text{ uCi}}$$

Where:

$F_{SL}$  = Fraction of the Site Limit

$RP_{SL}$  = Fraction of a Release Point's contribution to the site limit  
 (Sum of all other Release Point's  $RP_{SL}$  on site) is normally less than 0.10 under normal operating conditions.

$V$  = in  $\text{ft}^3/\text{min}$ , the Release Point's actual process Volume flow release rate

A value of  $RP_{SL} > 1.0$  or a  $F_{SL} > 1.0$  would be exceeding the Site Limit Based on the above estimate. Off Normal Procedure allow 1 hour to obtain a grab sample of the Release Point so that the actual site limit situation may be evaluated. This method is discussed in the following step.

ST. LUCIE PLANT  
CHEMISTRY OPERATING PROCEDURE C-200, REVISION 22  
OFFSITE DOSE CALCULATION MANUAL (ODCM)  
**METHODOLOGY SECTION**

2.2 (continued)

1. (continued)

A. (continued)

5. To quantify the Release Point's actual Noble Gas Dose Rate, the following would need to be performed:
  - a. A Noble Gas Activity Grab Sample would be obtained and analyzed to determine each Noble Gas Isotopic concentration.
  - b. The results would be used to perform calculations per ODCM Step 2.2.2 for Noble Gas Total Body Dose Rate and Skin Dose Rate.
  - c. If the Release Point's HIGH Alarms were received on the Table 3.3-14 ODCM Related Particulate and/or Iodine Channel, then ODCM Step 2.3 calculations should be performed as soon as possible after the continuous collection medium(s) and a Tritium Sample can be pulled and analyzed to evaluate compliance with ODCM Control 3.11.2.1.b.



ST. LUCIE PLANT  
CHEMISTRY OPERATING PROCEDURE C-200, REVISION 22  
OFFSITE DOSE CALCULATION MANUAL (ODCM)  
METHODOLOGY SECTION

## 2.2 (continued)

## 1. (continued)

- B. No Particulate or Iodine Radioactivity Channels are required by the ODCM. Table 3.3-13 requires Iodine and Particulate Samplers only. Technical Specification Table 3.3-6 requires a Fuel Building Vent Particulate Channel (the bases for the setpoint on the Fuel Building Vent Particulate Channel is described in 2.2.1.C). The FUSAR does describe Particulate and Iodine Radioactivity Channels. These Channels are listed in ODCM Table 3.3-14 and ALERT and HIGH Setpoints are provided. The intent of providing these setpoints is to provide early warning that the effluent pathway conditions have increased such that a grab sample should be obtained if a HIGH Alarm Setpoint is reached or exceeded. The Particulate and Iodine HIGH Alarm Setpoint bases is that the collection mediums are fixed filter where continuing deposition of radioactivity would cause a increase in the channel count rate up to the setpoint level(s), the resulting dose rate can be shown to be less than 1 percent of the site limit for ODCM Control 3.11.2.1.b for Iodine-131, Iodine-133, and all radionuclides in particulate from with half-lives greater than 8 days, is that these channel detectors are gross activity monitors of the scintillation type where the count rate is not dependent (above threshold) on the energy of the isotope entrained on the collection medium, and that these channels are qualitative trend indicators since the channel count rate cannot be corrected for the accrued sample collection volume. Plant historical trends have shown that Noble Gas Activity may contribute to the count rate of the Reactor Auxiliary Building (Plant) Vent Particulate and Iodine Channel(s). In this event the Noble Gas contribution may be added to the Table 3.3-14 Alert and High Setpoints for Plant Vents only.

The sampling mediums associated with the Particulate and Iodine Channels in Table 3.3-14 are also controlled by the requirements of ODCM Table 4.11-2 which requires 4/M Minimum Analysis Frequency of the sampling mediums. These analysis are used to confirm and quantify the isotopic composition of the radioactivity being monitored by these channels. The presence of Noble Gas on collection medium would be confirmed by these analysis.

ST. LUCIE PLANT  
CHEMISTRY OPERATING PROCEDURE C-200, REVISION 22  
OFFSITE DOSE CALCULATION MANUAL (ODCM)  
METHODOLOGY SECTION

## 2.2 (continued)

## 1. (continued)

## B. (continued)

If an alarm occurs, Channel Check(s) should be performed on these channel(s), an ALERT Alarm should be investigated and a HIGH Alarm shall require isotopic analysis of particulate and/or iodine channel medium of the affected channel(s). The Isotopic analysis of the medium shall be used to evaluate particulate and/or iodine dose rate levels per the methodology of ODCM 2.3.

- C. To comply with Technical Specification 3.3.3.1, Table 3.3-6 Radiation Monitoring Instrumentation, "Instrument 2.a.ii. Particulate Activity", with Alarm/Trip Setpoint determined and set in accordance with the requirements of the Offsite Dose Calculation Manual, the following is the BASES for Fuel Building Particulate Channel High Alarm Setpoints for Unit 1 and Unit 2:

Unit 1 Fuel Building:

The 10,000 cpm High Setpoint is based on an Infant's Maximum Exposed Organ Dose Rate (Liver) from Inhalation of Cs-137 at the Site Boundary. The value of 10,000 cpm is very conservative relative to the site dose rate limit of 1500 mrem/yr. The methodology is based on measured particulate channel count rates when the detector was calibrated with a known source activity of Cs-137, and on default assumptions as follows:

1. The particulate channel read 32,385 cpm when exposed to a 7.67 uCi source of Cs-137.
2. Assuming that 7.67 uCi of Cs-137 were collected during 1 hour of skid sample collection (fixed filter), the typical sample volume would yield ~3.3E+06 cc's. Greater than 99% sample filter efficiency is assumed.

ST. LUCIE PLANT  
 CHEMISTRY OPERATING PROCEDURE C-200, REVISION 22  
OFFSITE DOSE CALCULATION MANUAL (ODCM)  
METHODOLOGY SECTION

## 2.2 (continued)

## 1. (continued)

## C. (continued)

3. The maximum building process flow exhaust is ~24,576 cfm.
4. Q(dot) for Cs-137 uCi/sec release rate is approximately 27 uCi/sec as follows:

$$\frac{7.67 \text{ uCi}}{\text{hour}} \times \frac{\text{hour}}{3.3\text{E}+06\text{cc.s}} \times \frac{28317 \text{ cc's}}{\text{ft}^3} \times \frac{24576 \text{ ft}^3}{\text{min}} \times \frac{\text{min}}{60 \text{ sec}} = \frac{27 \text{ uCi}}{\text{sec}}$$

5. The default historical (X/Q)<sub>d</sub> for the worst sector (NW) at the site boundary is 1.3E-06 meters/sec.
6. The dose rate (equivalent to 10,000 cpm) is calculated per ODCM Section 2.3 Inhalation Dose Rate to an Infant. The resulting dose rates yield.

| Bone    | Liver   | Thyroid | Kidney  | Lung    | GI-LLI  | W.Body  |
|---------|---------|---------|---------|---------|---------|---------|
| mrem/yr | mrem/yr | mrem/yr | mrem/yr | mrem/yr | mrem/yr | mrem/yr |
| 7.4E+00 | 7.9E+00 | 0.0E+00 | 4.2E-01 | 1.0E+00 | 1.5E-02 | 4.8E-01 |

7. The ODCM 3.11.2.1.b dose rate limit to any organ is 1500 mrem/yr. From the preceding calculation the Infant's Liver is the maximum exposed organ at 0.52 percent of the site dose rate limit.
8. A particulate channel setpoint of 10,000 cpm provides a conservative setpoint given that this channel analyzes gross activity on a fixed filter, Cs-137 is a typical long-lived fission product present at all times with spent fuel in the pool, and that sample collection intervals shorter than 1 hour would provide adequate warning response if significant particulate activity were being released, i.e., the above assumptions assume a Cs-137 activity of ~2.3E-06 uCi/cc.

ST. LUCIE PLANT  
 CHEMISTRY OPERATING PROCEDURE C-200, REVISION 22  
OFFSITE DOSE CALCULATION MANUAL (ODCM)  
**METHODOLOGY SECTION**

2.2 (continued)

1. (continued)

C. (continued)

9. The setpoint of 10,000 cpm was administratively chosen to provide early detection/alarm of a problem. The above dose rate calculations are provided to document that the particulate channel is capable of detection sensitivities to insure compliance with the ODCM site limit. Grab samples should be performed to accurately calculate actual releases associated with real high alarm events as per the ODCM methodology for performing dose rate calculations.  
 (End of Unit 1 Fuel Building evaluation)

Unit 2 Fuel Building:

The 10,000 cpm High Setpoint is based on an Infant's Maximum Exposed Organ Dose Rate (Liver) from Inhalation of Cs-137 at the Site Boundary. The value of 10,00 cpm is very conservative relative to the site dose rate limit of 1500 mrem/yr. The methodology is based on measured particulate channel count rates when the detector was calibrated with a known source activity of Cs-137, and on default assumptions as follows:

1. The particulate channel read 39,782 ccpm when exposed to a 7.59 uCi source of Cs-137 (decayed to June 19, 1996 data).
2. Assuming that 7.59 uCi of Cs-137 were collected during 1 hour of skid sample collection (fixed filter), the typical sample volume would yield ~5.32E+06 cc's. Greater than 99% sample filter efficiency is assumed.
3. The maximum building process flow exhaust is ~31,584 cfm.
4. Q(dot) for Cs-137 uCi/sec release rate is approximately 21 uCi/sec as follows:

$$\frac{7.59 \text{ uCi}}{\text{hour}} \times \frac{\text{hour}}{5.32\text{E}+06\text{cc.s}} \times \frac{28317 \text{ cc's}}{\text{ft}^3} \times \frac{31584 \text{ ft}^3}{\text{min}} \times \frac{\text{min}}{60 \text{ sec}} = \frac{21.26 \text{ uCi}}{\text{sec}}$$

ST. LUCIE PLANT  
 CHEMISTRY OPERATING PROCEDURE C-200, REVISION 22  
OFFSITE DOSE CALCULATION MANUAL (ODCM)  
METHODOLOGY SECTION

## 2.2 (continued)

## 1. (continued)

## C. (continued)

5. The default historical (X/Q)<sub>d</sub> for the worst sector (NW) at the site boundary is 1.3E-06 meters/sec.
6. The dose rate (equivalent to 10,000 cpm) is calculated per ODCM Section 2.3 Inhalation Dose Rate to an Infant. The resulting dose rates yield.

| Bone    | Liver    | Thyroid | Kidney  | Lung    | GI-LLI  | W.Body  |
|---------|----------|---------|---------|---------|---------|---------|
| mrem/yr | mrem/yr  | mrem/yr | mrem/yr | mrem/yr | mrem/yr | mrem/yr |
| 4.8E+00 | 5.08E+00 | 0.0E+00 | 2.7E-01 | 7.0E-01 | 1.0E-02 | 3.1E-01 |

7. The ODCM 3.11.2.1.b dose rate limit to any organ is 1500 mrem/yr. From the preceding calculation the Infant's Liver is the maximum exposed organ at 0.34 percent of the site dose rate limit.
8. A particulate channel setpoint of 10,000 cpm provides a conservative setpoint given that this channel analyzes gross activity on a fixed filter, Cs-137 is a typical long-lived fission product present at all times with spent fuel in the pool, and that sample collection intervals shorter than 1 hour would provide adequate warning response if significant particulate activity were being released, i.e., the above assumptions assume a Cs-137 activity of ~1.4E-06 uCi/cc.
9. The setpoint of 10,000 cpm was administratively chosen to provide early detection/alarm of a problem. The above dose rate calculations are provided to document that the particulate channel is capable of detection sensitivities to insure compliance with the ODCM site limit. Grab samples should be performed to accurately calculate actual releases associated with real high alarm events as per the ODCM methodology for performing dose rate calculations.

ST. LUCIE PLANT  
 CHEMISTRY OPERATING PROCEDURE C-200, REVISION 22  
OFFSITE DOSE CALCULATION MANUAL (ODCM)  
METHODOLOGY SECTION

## 2.2 (continued)

## 2. Total Body and Skin Nuclide Specific Dose Rate Calculations

The following outline provides a step-by-step explanation of how the total body dose rate is calculated on a nuclide-by-nuclide basis to evaluate compliance with Control 3.11.2.1. This method is only used if the actual releases exceed the value of  $3.5 \times 10^5 \mu\text{Ci}/\text{sec}$ .

A. The (X/Q) value = \_\_\_\_\_  $\text{sec}/\text{m}^3$  and \_\_\_\_\_ is the most limiting sector at the exclusion area. (See Table M-1 for value and sector.)

B. Enter the release rate in  $\text{ft}^3/\text{min}$  of the release source and convert it to:

$$= \frac{(\quad)\text{ft}^3}{\text{min}} \times \frac{2.8317 \times 10^4 \text{cc}}{\text{ft}^3} \times \frac{\text{min}}{60 \text{ sec}}$$

$$= \quad \text{cc}/\text{sec volume release rate}$$

C. Solve for (Q DOT)<sub>i</sub> for nuclide (i) by obtaining the  $\mu\text{Ci}/\text{cc}$  assay value of the release source and multiplying it by the product of 2.2.2.B above.

$$(\text{Q DOT})_i = (\text{nuclide [i]})$$

$$\frac{(\text{assay}) \mu\text{Ci}}{\text{cc}} \times \frac{(\text{2.2.2.B value}) \text{cc}}{\text{sec}}$$

$$(\text{Q DOT})_i = \quad \mu\text{Ci}/\text{sec for nuclide (i)}$$

D. To evaluate the total body dose rate obtain the  $K_i$  value for nuclide (i) from Table G-2.

E. Solve for  $\text{DR}_{\text{TBI}}$

$$\text{DR}_{\text{TBI}} = K_i(X/Q) (\text{Q DOT})_i = \frac{\text{mrem}-\text{m}^3}{\mu\text{Ci}-\text{yr}} \times \frac{\text{sec}}{\text{m}^3} \times \frac{\mu\text{Ci}}{\text{sec}}$$

$$\text{DR}_{\text{TBI}} = \frac{\text{mrem}}{\text{yr}} \quad \text{total body dose from nuclide (i) for the specified release source}$$

ST. LUCIE PLANT  
 CHEMISTRY OPERATING PROCEDURE C-200, REVISION 22  
OFFSITE DOSE CALCULATION MANUAL (ODCM)  
**METHODOLOGY SECTION**

## 2.2 (continued)

## 2. (continued)

F. To evaluate the skin dose rate, obtain the  $L_i$  and  $M_i$  values from Table G-2 for nuclide (i).

G. Solve for  $DR_{skin\ i}$

$$DR_{skin\ i} = [L_i + 1.1 M_i] (X/Q)(Q\ DOT)_i$$

$$DR_{skin\ i} = \frac{\text{mrem}}{\text{yr}} \text{ skin dose from nuclide (i) for the specified release source}$$

H. Repeat steps 2.2.2.D through 2.2.2.G for each noble gas nuclide (i) reported in the assay of the release source.

I. The Dose Rate to the Total Body from radioactive noble gas gamma radiation from the specified release source is:

$$DR_{TB} = \sum_i^n DR_{TBi}$$

J. The Dose Rate to the skin from noble gas radiation from the specified release source is:

$$DR_{skin} = \sum_i^n DR_{skin\ i}$$

The dose rate contribution of this release source shall be added to all other gaseous release sources that are in progress at the time of interest. Refer to in-plant procedures and logs to determine the Total Dose Rate to the Total Body and Skin from noble gas effluents.

ST. LUCIE PLANT  
 CHEMISTRY OPERATING PROCEDURE C-200, REVISION 22  
OFFSITE DOSE CALCULATION MANUAL (ODCM)  
METHODOLOGY SECTION

2.3 Determining the Radioiodine & Particulate Dose Rate to Any Organ From Gaseous Releases

Discussion - Control 3.11.2.1 limits the dose rate from I-131, I-133, tritium and all radionuclides in particulate form with half lives >eight days to  $\leq 1500$  mrem/yr to any organ. The following calculation method is provided for determining the dose rate from radioiodines (see 2.1) and particulates and is based on Section 5.2.1 and 5.2.1.1 through 5.2.1.3 in NUREG-0133, November 1978. The Infant is the controlling age group in the inhalation, ground plane and cow/goat milk pathways, which are the only pathways considered for releases. The long term  $(X/Q)_D$  (depleted) and  $(D/Q)$  values are based on historical MET data prior to implementing Appendix I. Only those nuclides that appear on their respective table will be considered. The equations are:

For Inhalation Pathway (excluding H-3):

$$DR_{I\&8DP_T} = \sum_i^n R_{i_T}^* (X/Q)_D (Q DOT)_i$$

For Ground Plane:

$$DR_{I\&8DP_T} = \sum_i^n P_{i_T} (D/Q)(Q DOT)_i$$

For Grass-Cow/Goat-Milk:

$$DR_{I\&8DP_T} = \sum_i^n R_{i_T}^* (D/Q)(Q DOT)_i$$

For Tritium Releases (Inhalation & Grass-Cow/Goat-Milk):

$$DR_{H3_T} = R_{H-3_T}^* (X/Q)_D (Q DOT)_{H-3}$$

\* Normally should be  $P_{i_T}$ , but  $R_{i_T}$  values are the same, thus use  $R_{i_T}$  tables in Appendix A.



ST. LUCIE PLANT  
 CHEMISTRY OPERATING PROCEDURE C-200, REVISION 22  
OFFSITE DOSE CALCULATION MANUAL (ODCM)  
METHODOLOGY SECTION

## 2.3 (continued)

For Total Dose Rate from I & 8DP and H-3 To An Infant Organ T:

$$DR_T = \sum_z [DR_{I\&8DP_T} + DR_{H-3_T}]$$

Where:

- T = The organ of interest for the infant age group
- z = The applicable pathways
- $DR_{I\&8DP_T}$  = Dose Rate in mrem/yr to the organ T from iodines and 8 day particulates
- $DR_{H-3_T}$  = Dose Rate in mrem/yr to organ T from Tritium
- $DR_T$  = Total Dose Rate in mrem/yr to organ T from all pathways under consideration
- $\sum_i^n$  = A mathematical symbol to signify the operations to the right of the symbol are to be performed for each nuclide (i) through (n) and the individual nuclide dose rates are summed to arrive at the total dose rate from the pathway.
- $\sum_z$  = A mathematical symbol to indicate that the total dose rate  $D_T$  to organ T is the sum of each of the pathways dose rates
- $R_i$  = The dose factor for nuclide (i) for organ T for the pathway specified (units vary by pathway)
- $P_i$  = The dose factor for instantaneous ground plane pathway in units of  $\frac{\text{mrem-m}^2 \text{ sec}}{\mu\text{Ci-yr}}$

ST. LUCIE PLANT  
 CHEMISTRY OPERATING PROCEDURE C-200, REVISION 22  
OFFSITE DOSE CALCULATION MANUAL (ODCM)  
METHODOLOGY SECTION

## 2.3 (continued)

From an evaluation of the radioactive releases and environmental pathways, the grass-cow/goat-milk pathway has been identified as the most limiting pathway with the infant's thyroid being the critical organ. This pathway typically contributes >90% of the total dose received by the infant's thyroid and the radioiodine contribute essentially all of this dose. Therefore, it is possible to demonstrate compliance with the release rate limit of Control 3.11.2.1 for radioiodines and particulates by only evaluating the infant's thyroid dose for the release of radioiodines via the grass-cow/goat-milk pathway. The calculation method of Section 2.3.3 is used for this determination. If this limited analysis approach is used, the dose calculations for other radioactive particulate matter and other pathways need not be performed. Only the calculations of Section 2.3.3 for the radioiodines need be performed to demonstrate compliance with the Control dose rate limit.

The calculations of Sections 2.3.1, 2.3.2, 2.3.4 and 2.3.5 may be omitted. The dose rate calculations as specified in these sections are included for completeness and are to be used only for evaluating unusual circumstances where releases of particulate materials other than radioiodines in airborne releases are abnormally high. The calculations of Sections 2.3.1, 2.3.2, 2.3.4 and 2.3.5 will typically be used to demonstrate compliance with the dose rate limit of Control 3.11.2.1 for radioiodines and particulates when the measured releases of particulate material (other than radioiodines and with half lives >8 days) are >10 times the measured releases of radioiodines.

1. The Inhalation Dose Rate Method:NOTE

The H-3 dose is calculated as per 2.3.4.

- A. The controlling location is assumed to be an Infant located in the \_\_\_\_\_ sector at the \_\_\_\_\_ mile range. The  $(X/Q)_D$  for this location is \_\_\_\_\_  $\text{sec}/\text{m}^3$ . This value is common to all nuclides. (See Table M-2 for value, sector and range.)
- B. Enter the release rate in  $\text{ft}^3/\text{min}$  of the release source and convert to  $\text{cc}/\text{sec}$ .

$$= \frac{\text{ft}^3}{\text{min}} \times \frac{2.8317 \times 10^4 \text{cc}}{\text{ft}^3} \times \frac{\text{min}}{60 \text{ sec.}} = \text{cc}/\text{sec}$$

ST. LUCIE PLANT  
 CHEMISTRY OPERATING PROCEDURE C-200, REVISION 22  
OFFSITE DOSE CALCULATION MANUAL (ODCM)  
METHODOLOGY SECTION

## 2.3 (continued)

## 1. (continued)

- C. Solve for  $(Q \text{ DOT})_i$  for nuclide (i) by obtaining the  $\mu\text{Ci/cc}$  assay value of the release source activity and multiplying it by the product of 2.3.1.B above.

$$(Q \text{ DOT})_i = \frac{(\text{nuclide } [i] \text{ assay}) \mu\text{Ci}}{\text{cc}} \times \frac{(\text{Value 2.3.1.B}) \text{ cc}}{\text{sec}}$$

$$(Q \text{ DOT})_i = \mu\text{Ci/sec for nuclide (i)}$$

- D. Obtain the  $R_i$  value from Table G-5 for the organ T.

- E. Solve for  $DR_i$

$$DR_{iT} = R_{iT} (X/Q)_D (Q \text{ DOT})_i = \frac{m\text{rem-m}^3}{\mu\text{Ci-yr}} \times \frac{\text{sec}}{m^3} \times \frac{\mu\text{Ci}}{\text{sec}}$$

$$DR_{iT} = \frac{m\text{rem}}{\text{yr}} \quad \text{The Dose Rate to organ T from nuclide (i)}$$

- F. Repeat steps 2.3.1.C through 2.3.1.E for each nuclide (i) reported in the assay of the release source.

- G. The Dose Rate to the Infants organ T from the Inhalation Pathway is:

$$DR_{Inhalation_T} = DR_1 + DR_2 + \text{_____} + DR_n$$

for all nuclides except H-3. This dose rate shall be added to the other pathways as per 2.3.5 - Total Organ Dose.

NOTE

Steps 2.3.1.C through 2.3.1.G need to be completed for each organ T of the Infant.

ST. LUCIE PLANT  
 CHEMISTRY OPERATING PROCEDURE C-200, REVISION 22  
OFFSITE DOSE CALCULATION MANUAL (ODCM)  
**METHODOLOGY SECTION**

## 2.3 (continued)

2. The Ground Plane Dose Rate Method:NOTE

Tritium dose via the ground plane is zero.

A. The controlling location is assumed to be an Infant located in the \_\_\_\_\_ sector at the \_\_\_\_\_ mile range. The (D/Q) for this location is \_\_\_\_\_ 1/m<sup>2</sup>. This value is common to all nuclides. (See Table M-2 for sector, range and value.)

B. Enter the release rate in ft<sup>3</sup>/min of the release source and convert to cc/sec.

$$= \frac{\text{ft}^3}{\text{min}} \times \frac{2.8317 \times 10^4 \text{cc}}{\text{ft}^3} \times \frac{\text{min}}{60 \text{ sec.}} = \text{cc/sec}$$

C. Solve for (Q DOT)<sub>i</sub> for nuclide (i) by obtaining the μCi/cc assay value from the release source activity and multiplying it by the product of 2.3.2.B above.

$$(Q \text{ DOT})_i = \frac{(\text{nuclide } [i] \text{ assay}) \mu\text{Ci}}{\text{cc}} \times \frac{(\text{Value 2.3.2.B}) \text{ cc}}{\text{sec}}$$

$$(Q \text{ DOT})_i = \quad \mu\text{Ci/sec for nuclide (i)}$$

D. Obtain the P<sub>i</sub> value from Table G-3

E. Solve for DR<sub>i</sub>

$$DR_i = P_{\pi} (D/Q) (Q \text{ DOT})_i = \frac{\text{mrem-m}^2 - \text{sec}}{\mu\text{Ci-yr}} \times \frac{1}{\text{m}^2} \times \frac{\mu\text{Ci}}{\text{sec}}$$

$$DR_i = \frac{\text{mrem}}{\text{yr}} \quad \text{The Dose Rate to organ T from nuclide (i)}$$

ST. LUCIE PLANT  
 CHEMISTRY OPERATING PROCEDURE C-200, REVISION 22  
OFFSITE DOSE CALCULATION MANUAL (ODCM)  
METHODOLOGY SECTION

## 2.3 (continued)

## 2. (continued)

F. Repeat steps 2.3.2.C through 2.3.2.E for each nuclide (i) reported in the assay of the release source.

G. The Dose Rate to the Infant's Whole Body from the Ground Plane Pathway is:

$$DR_{Gr PI} = DR_1 + DR_2 + \text{_____} + DR_n$$

for all nuclides. This dose rate shall be added to the other pathways as per 2.3.5.

3. The Grass-Cow/Goat-Milk Dose Rate Method:

## NOTE

H-3 dose is calculated as per 2.3.4.

A. The controlling animal was established as a \_\_\_\_\_ located in the \_\_\_\_\_ sector at \_\_\_\_\_ miles. The (D/Q) for this location is \_\_\_\_\_ 1/m<sup>2</sup>. This value is common to all nuclides. (See Table M-3 for sector, range and value.)

B. Enter the anticipated release rate in ft<sup>3</sup>/min of the release source and convert to cc/sec.

$$= \frac{\text{_____}}{\text{min}} \text{ft}^3 \times \frac{2.8317 \times 10^4 \text{cc}}{\text{ft}_3} \times \frac{\text{min}}{60 \text{ sec.}} = \text{cc/sec}$$

C. Solve for (Q DOT)<sub>i</sub> for nuclide (i) by obtaining the μCi/cc assay value of the release source activity and multiplying it by the product of 2.3.3.B above.

$$(Q DOT)_i = \frac{(\text{nuclide [i] assay}) \mu\text{Ci}}{\text{cc}} \times \frac{(\text{value 2.3.3.B}) \text{cc}}{\text{sec}}$$

$$(Q DOT)_i = \text{_____} \mu\text{Ci/sec for nuclide (i)}$$

ST. LUCIE PLANT  
 CHEMISTRY OPERATING PROCEDURE C-200, REVISION 22  
OFFSITE DOSE CALCULATION MANUAL (ODCM)  
**METHODOLOGY SECTION**

## 2.3 (continued)

## 3. (continued)

- D. Obtain the  $R_i$  value from Table G-6(7) (whichever is the controlling animal, cow/goat, for infant).

If the limited analysis approach is being used, limit the calculation to the infant thyroid.

- E. Solve for  $DR_{iT}$

$$DR_{iT} = R_{iT} (D/Q) (Q DOT)_i = \frac{mrem \cdot m^2 \cdot sec}{\mu Ci \cdot yr} \times \frac{1}{m^2} \times \frac{\mu Ci}{sec}$$

$$DR_{iT} = \frac{mrem}{yr} \quad \text{the Dose Rate to organ T from nuclide (i)}$$

- F. Repeat steps 2.3.3.C through 2.3.3.E for each nuclide (i) reported in the assay of the release source.

Only the radioiodines need to be included if the limited analysis approach is being used.

- G. The Dose Rate to the Infant's organ T from Grass-\_\_\_\_\_ -Milk pathway is:

$$DR_{\text{grass-_____ -Milk}_T} = DR_1 + DR_2 + \text{_____} + DR_n$$

for all nuclides. This dose rate shall be added to the other pathways as per 2.3.5 - Total Organ Dose.

**NOTE**

Steps 2.3.3.C through 2.3.3.G need to be completed for each organ of the Infant. Limit the calculation to the infant thyroid if the limited analysis approach is being used.

ST. LUCIE PLANT  
 CHEMISTRY OPERATING PROCEDURE C-200, REVISION 22  
OFFSITE DOSE CALCULATION MANUAL (ODCM)  
**METHODOLOGY SECTION**

## 2.3 (continued)

4. The H-3 Dose Rate Method:

- A. The controlling locations and their
- $(X/Q)_D$
- values for each pathway are:

Inhalation - Infant at \_\_\_\_\_ range in the \_\_\_\_\_ sector.

$(X/Q)_D =$  \_\_\_\_\_  $\text{sec/m}^3$  (See Table M-2 for range, sector and value)

Ground Plane - Does not apply to H-3

Grass-Cow/Goat-Milk-\_\_\_\_\_ located in the \_\_\_\_\_ sector at \_\_\_\_\_ miles with an Infant at the exclusion area in the \_\_\_\_\_ sector drinking the milk. The  $(X/Q)_D$  for the \_\_\_\_\_ location is  $(X/Q)_D =$  \_\_\_\_\_  $\text{sec/m}^3$ . (From Table M-6 at the range and sector corresponding to the location of the Milk Animal above.)

- B. Enter the anticipated release rate in
- $\text{ft}^3/\text{min}$
- of the release source and convert it to
- $\text{cc}/\text{sec}$
- .

$$= \frac{\text{_____ ft}^3}{\text{min}} \times \frac{2.8317 \times 10^4 \text{ cc}}{\text{ft}^3} \times \frac{\text{min}}{60 \text{ sec.}}$$

= \_\_\_\_\_  $\text{cc}/\text{sec}$  volume release rate

- C. Solve for
- $(Q \text{ DOT})_{H-3}$
- for Tritium, by obtaining the
- $\mu\text{Ci}/\text{cc}$
- assay value of the release source and multiplying it by the product of 2.3.4.B above.

$$(Q \text{ DOT})_{H-3} = \frac{(H-3) \mu\text{Ci}}{\text{cc}} \times \frac{(2.3.4.B \text{ value}) \text{ cc}}{\text{sec}}$$

$(Q \text{ DOT})_{H-3} =$  \_\_\_\_\_  $\mu\text{Ci}/\text{sec}$  activity release rate

- D. Obtain the Tritium dose factor (
- $R_T$
- ) for Infant organ T from:

| PATH                | TABLE # |
|---------------------|---------|
| Inhalation          | G-5     |
| Grass-Cow/Goat-Milk | G-6(7)  |

ST. LUCIE PLANT  
 CHEMISTRY OPERATING PROCEDURE C-200, REVISION 22  
OFFSITE DOSE CALCULATION MANUAL (ODCM)  
**METHODOLOGY SECTION**

## 2.3 (continued)

## 4. (continued)

- E. Solve for  $D_{H-3}$  (Inhalation) using the  $(X/Q)_D$  for inhalation from 2.3.4.A and  $R_{H-3}$  (Inhalation) from 2.3.4.D.

$$DR_{H-3_{Inh_T}} = R_{H-3} (X/Q)_D (Q DOT)_{H-3}$$

$$DR_{H-3_{Inh_T}} = \text{mrem/yr from H-3 Infant Inhalation for organ T}$$

- F. Solve for  $D_{H-3}$  (Grass-\_\_\_\_\_ -Milk) using the  $(X/Q)_D$  for Grass-\_\_\_\_\_ -Milk from 2.3.4.A and  $R_{H-3}$  (Grass-\_\_\_\_\_ -Milk) from 2.3.4.D

$$DR_{H-3_{G_{M_T}}} = R_{H-3_{G_{M_T}}} (X/Q)_D (Q DOT)_{H-3}$$

$$DR_{H-3_{G_{M_T}}} = \text{mrem/yr from H-3 Infant}$$

- G. Repeat steps 2.3.4.D through 2.3.4.F for each Infant organ T of interest.
- H. The individual organ dose rates from H-3 shall be added to the other organ pathway dose rates as per 2.3.5.



ST. LUCIE PLANT  
 CHEMISTRY OPERATING PROCEDURE C-200, REVISION 22  
OFFSITE DOSE CALCULATION MANUAL (ODCM)  
METHODOLOGY SECTION

## 2.3 (continued)

5. Determining the Total Organ Dose Rate from Iodines, 8D-Particulates, and H-3 from Release Source(s)

- A. The following table describes all the pathways that must be summed to arrive at the total dose rate to an organ T:

| PATHWAY              | DOSE RATE         | STEP # REF. |
|----------------------|-------------------|-------------|
| Inhalation (I&8DP)   |                   | 2.3.1.G     |
| Ground Plane (I&8DP) | (Whole Body only) | 2.3.2.G     |
| Gr-_____Milk (I&8DP) |                   | 2.3.3.G     |
| Inhalation (H-3)     |                   | 2.3.4.E     |
| Gr-_____Milk (H-3)   |                   | 2.3.4.F     |
| DR <sub>T</sub> =    | (sum of above)    |             |

- B. Repeat the above summation for each Infant organ T.
- C. The DR<sub>T</sub> above shall be added to all other release sources on the site that will be in progress at any instant. Refer to in-plant procedures and logs to determine the Total DR<sub>T</sub> to each organ.

2.4 Determining the Gamma Air Dose for Radioactive Noble Gas Release Source(s)

Discussion - Control 3.11.2.2 limits the air dose due to noble gases in gaseous effluents for gamma radiation to <5 mrad for the quarter and to <10 mrad in any calendar year. The following calculation method is provided for determining the noble gas gamma air dose and is based on section 5.3.1 of NUREG-0133, November 1978. The dose calculation is independent of any age group. The equation may be used for Control dose calculation, the dose calculation for the annual report or for projecting dose, provided that the appropriate value of (X/Q) is used as outlined in the detailed explanation that follows. The equation for gamma air dose is:

$$D_{\gamma - air} = \sum_j^n 3.17 \times 10^{-8} M_j (X/Q) Q_j$$

ST. LUCIE PLANT  
 CHEMISTRY OPERATING PROCEDURE C-200, REVISION 22  
OFFSITE DOSE CALCULATION MANUAL (ODCM)  
**METHODOLOGY SECTION**

## 2.4 (continued)

Where:

- $D_{\gamma\text{-air}}$  = gamma air dose in mrad from radioactive noble gases.
- $\Sigma$  = A mathematical symbol to signify the operations to the right side of the symbol are to be performed for each nuclide (i) through (n) and summed to arrive at the total dose, from all nuclides reported during the interval. No units apply.
- $3.17 \times 10^{-8}$  = the inverse of the number of seconds per year with units of year/sec.
- $M_i$  = the gamma air dose factor for radioactive noble gas nuclide (i) in units of  $\frac{\text{mrad}\cdot\text{m}^3}{\mu\text{Ci}\cdot\text{yr}}$
- $(X/Q)$  = the long term atmospheric dispersion factor for ground level releases in units of  $\text{sec}/\text{m}^3$ . The value of  $(X/Q)$  is the same for all nuclides (i) in the dose calculation, but the value of  $(X/Q)$  does vary depending on the Limiting Sector the Control is based on, etc.
- $Q_i$  = the number of micro-curies of nuclide (i) released (or projected) during the dose calculation exposure period. (e.g., month, quarter or year)

ST. LUCIE PLANT  
 CHEMISTRY OPERATING PROCEDURE C-200, REVISION 22  
OFFSITE DOSE CALCULATION MANUAL (ODCM)  
METHODOLOGY SECTION

## 2.4 (continued)

The following steps provide a detailed explanation of how the radionuclide specific dose is calculated.

1. To determine the applicable (X/Q) refer to Table M-1 to obtain the value for the type of dose calculation being performed. (i.e., Quarterly Control or Dose Projection for examples). This value of (X/Q) applies to each nuclide (i).
2. Determine ( $M_i$ ) the gamma air dose factor for nuclide (i) from Table G-2.
3. Obtain the micro-Curies of nuclide (i) from the in-plant radioactive gaseous waste management logs for the sources under consideration during the time interval.
4. Solve for  $D_i$  as follows:

$$D_i = \frac{3.17 \times 10^{-8} \text{ yr}}{\text{sec}} \times \frac{M_i \text{ mrad-m}^3}{\mu\text{Ci-yr}} \times \frac{(X/Q) \text{ sec}}{\text{m}^3} \times \frac{Q_i \mu\text{Ci}}{1}$$

$$D_i = \text{mrad} = \text{the dose from nuclide (i)}$$

5. Perform steps 2.4.2 through 2.4.4 for each nuclide (i) reported during the time interval in the source.
6. The total gamma air dose for the pathway is determined by summing the  $D_i$  dose of each nuclide (i) to obtain  $D_{\gamma\text{-air}}$  dose.

$$D_{\gamma\text{-air}} = D_1 + D_2 + \text{_____} + D_n = \text{mrad}$$

7. Refer to in-plant procedures for comparing the calculated dose to any applicable limits that might apply.

ST. LUCIE PLANT  
 CHEMISTRY OPERATING PROCEDURE C-200, REVISION 22  
OFFSITE DOSE CALCULATION MANUAL (ODCM)  
**METHODOLOGY SECTION**

## 2.5 Determining the Beta Air Dose for Radioactive Noble Gas Releases

Discussion - Control 3.11.2.2 limits the quarterly air dose due to beta radiation from noble gases in gaseous effluents to <10 mrad in any calendar quarter and <20 mrad in any calendar year. The following calculation method is provided for determining the beta air dose and is based on Section 5.3.1 of NUREG-0133, November 1978. The dose calculation is independent of any age group. The equation may be used for Control dose calculation, dose calculation for annual reports or for projecting dose, provided that the appropriate value of (X/Q) is used as outlined in the detailed explanation that follows.

The equation for beta air dose is:

$$D_{B-air} \sum_i^n = 3.17 \times 10^{-8} N_i (X/Q) Q_i$$

Where:

$D_{B-air}$  = beta air dose in mrad from radioactive noble gases.

$\sum_i^n$  = a mathematical symbol to signify the operations to the right side of the symbol are to be performed for each nuclide (i) through (n) and summed to arrive at the total dose, from all nuclides reported during the interval. No units apply.

$3.17 \times 10^{-8}$  = the inverse of the number of seconds per year with units of year/sec.

$N_i$  = the beta air dose factor for radioactive noble gas nuclide (i) in units of  $\frac{\text{mrad-m}^3}{\mu\text{Ci-yr}}$

(X/Q) = the long term atmospheric dispersion factor for ground level releases in units of  $\text{sec/m}^3$ . The value of (X/Q) is the same for all nuclides (i) in the dose calculation, but the value of (X/Q) does vary depending on the Limiting Sector the Control is based on, etc.

$Q_i$  = the number of micro-Curies of nuclide (i) released (or projected) during the dose calculation exposure period

ST. LUCIE PLANT  
 CHEMISTRY OPERATING PROCEDURE C-200, REVISION 22  
OFFSITE DOSE CALCULATION MANUAL (ODCM)  
METHODOLOGY SECTION

## 2.5 (continued)

The following steps provide a detailed explanation of how the dose is calculated.

1. To determine the applicable (X/Q) refer to Table M-1 to obtain the value for the type of dose calculation being performed (i.e., quarterly Control or Dose projection for examples). This value of (X/Q) applies to each nuclide (i).
2. Determine ( $N_i$ ) the beta air dose factor for nuclide (i) from Table G-2.
3. Obtain the micro-curies of nuclide (i) from the in-plant radioactive gaseous waste management logs for the source under consideration during the time interval.
4. Solve for  $D_i$  as follows:

$$D_i = \frac{3.17 \times 10^{-8} \text{ yr}}{\text{sec}} \times \frac{N_i \text{ mrad-m}^3}{\mu\text{Ci-yr}} \times \frac{(X/Q) \text{ sec}}{M^3} \times \frac{Q_i \mu\text{Ci}}{1}$$

$D_i = \text{mrad} = \text{the dose from nuclide (i)}$

5. Perform steps 2.5.2 through 2.5.4 for each nuclide (i) reported during the time interval in the release source.
6. The total beta air dose for the pathway is determined by summing the  $D_i$  dose of each nuclide (i) to obtain  $D_{\text{B-air}}$  dose.

$$D_{\text{B-air}} = D_1 + D_2 \text{ _____} + D_n = \text{mrad}$$

7. Refer to in-plant procedures for comparing the calculated dose to any applicable limits that might apply.

ST. LUCIE PLANT  
 CHEMISTRY OPERATING PROCEDURE C-200, REVISION 22  
OFFSITE DOSE CALCULATION MANUAL (ODCM)  
METHODOLOGY SECTION

2.6 Determining the Radioiodine and Particulate Dose To Any Age Group's Organ From Cumulative Releases

Discussion - Control 3.11.2.3 limits the dose to the whole body or any organ resulting from the release of I-131, I-133, tritium and particulates with half-lives >8 days to  $\leq 7.5$  mrem during any calendar quarter and  $\leq 15$  mrem during any calendar year. The following calculation method is provided for determining the critical organ dose due to releases of radioiodines and particulates and is based on Section 5.3.1 of NUREG-0133, November 1978. The equations can be used for any age group provided that the appropriate dose factors are used and the total dose reflects only those pathways that are applicable to the age group. The Effluent Supervisor will track which age group is the controlling (most restrictive) age group (see control 3.11.2.6.c). The  $(X/Q)_D$  symbol represents a DEPLETED- $(X/Q)$  which is different from the Noble Gas  $(X/Q)$  in that  $(X/Q)_D$  takes into account the loss of I&8DP and H-3 from the plume as the semi-infinite cloud travels over a given distance. The  $(D/Q)$  dispersion factor represents the rate of fallout from the cloud that affects a square meter of ground at various distances from the site. The I&8DP and H-3 notations refer to I-131, I-133 Particulates having half-lives >8 days and Tritium. For ease of calculations, dose from other Iodine nuclides may be included (see 2.1). Tritium calculations are always based on  $(X/Q)_D$ . The first step is to calculate the I&8DP and H-3 dose for each pathway that applies to a given age group. The total dose to an organ can then be determined by summing the pathways that apply to the receptor in the sector. The infant age group does not apply to Grass-Cow-Meat or Vegetation pathway dose since they are assumed to eat only milk.

The equations are:

For Inhalation Pathway (excluding H-3):

$$D_{I\&8DP_T} = \sum_i^n 3.17 \times 10^{-8} R_i (X/Q)_D Q_i$$

For Ground Plane, Grass-Cow/Goat-Milk, Grass-Cow/Goat-Milk, or Vegetation

$$D_{I\&8DP_T} = \sum_i^n 3.17 \times 10^{-8} R_i (D/Q) Q_i$$

For each pathway above (excluding Ground Plane) For Tritium:

$$D_{H-3_T} = 3.17 \times 10^{-8} R_{H-3T} (X/Q)_D Q_i$$

ST. LUCIE PLANT  
 CHEMISTRY OPERATING PROCEDURE C-200, REVISION 22  
OFFSITE DOSE CALCULATION MANUAL (ODCM)  
**METHODOLOGY SECTION**

## 2.6 (continued)

For Total Dose from Particulate Gaseous effluent to organ T of a specified age group:

$$D_T = \sum_z [D_{I\&8DP} + D_{H-3}]$$

Where:

T = the organ of interest of a specified age group

z = the applicable pathways for the age group of interest

$D_{I\&8DP}$  = Dose in mrem to the organ T of a specified age group from radioiodines and 8D Particulates

$D_{H-3}$  = Dose in mrem to the organ T of a specified age group from Tritium

$D_T$  = Total Dose in mrem to the organ T of a specified age group from Gaseous particulate Effluents

$\sum_i^n$  = A mathematical symbol to signify the operations to the right of the symbol are to be performed for each nuclide (i) through (n) and the individual nuclide doses are summed to arrive at the total dose from the pathway of interest to organ T.

$\sum_z$  = A mathematical symbol to indicate that the total dose  $D_T$  to organ T is the sum of each of the pathway doses of I&8DP and H-3 from gaseous particulate effluents.

$3.17 \times 10^{-8}$  = The inverse of the number of seconds per year with units of year/sec.

$R_i$  = The dose factor for nuclide (i) (or H-3) for pathway Z to organ T of the specified age group. The units are either

$$\frac{mrem-m^3}{yr-\mu Ci} \text{ for pathways using } (X/Q)_D \quad \text{OR} \quad \frac{mrem-m^2 - sec}{yr-\mu Ci} \text{ for pathways using } (D/Q)$$

ST. LUCIE PLANT  
 CHEMISTRY OPERATING PROCEDURE C-200, REVISION 22  
OFFSITE DOSE CALCULATION MANUAL (ODCM)  
**METHODOLOGY SECTION**

## 2.6 (continued)

- $(X/Q)_D$  = The depleted-(X/Q) value for a specific location where the receptor is located (see discussion). The units are  $\text{sec}/\text{m}^3$
- $(D/Q)$  = the deposition value for a specific location where the receptor is located (see discussion). The units are  $1/\text{m}^2$  where  $\text{m}$ =meters.
- $Q_i$  = The number of micro-Curies of nuclide (i) released (or projected) during the dose calculation exposure period.
- $Q_{\text{H-3}}$  = the number of micro-Curies of H-3 released (or projected) during the dose calculation exposure period.

1. The Inhalation Dose Pathway Method:**NOTE**

The H-3 dose should be calculated as per 2.6.4.

- A. Determine the applicable  $(X/Q)_D$  from Table M-2 for the location where the receptor is located. This value is common to each nuclide (i)
- B. For the age group(s) of interest, determine the  $R_i$  factor of nuclide (i) for the organ T and age group from the appropriate table number.

| Age Group | Inhalation Dose Factor Table Number |
|-----------|-------------------------------------|
| Infant    | G-5                                 |
| Child     | G-8                                 |
| Teen      | G-13                                |
| Adult     | G-18                                |

- C. Obtain the micro-Curies ( $Q_i$ ) of nuclide (i) from the radioactive gas waste management logs for the release source(s) under consideration during the time interval.
- D. Solve for  $D_i$

$$D_i = 3.17 \times 10^{-8} R_i (X/Q)_D Q_i$$

$$D_i = \quad \text{mrem from nuclide (i)}$$



ST. LUCIE PLANT  
 CHEMISTRY OPERATING PROCEDURE C-200, REVISION 22  
OFFSITE DOSE CALCULATION MANUAL (ODCM)  
**METHODOLOGY SECTION**

## 2.6 (continued)

## 1. (continued)

- E. Perform steps 2.6.1.B through 2.6.1.D for each nuclide (i) reported during the time interval for each organ.
- F. The Inhalation dose to organ T of the specified age group is determined by summing the  $D_i$  Dose of each nuclide (i)

$$D_{Inhalation} \text{ (Age Group)} = D_1 + D_2 + \text{---} + D_n = \text{---} \text{ mrem}$$

Refer to 2.6.5 to determine the total dose to organ T from radioiodines & 8D Particulates

2. The Ground Plane Dose Pathway Method:**NOTE**

Tritium dose via the ground plane is zero. The Whole Body is the only organ considered for the Ground Plane pathway dose.

- A. Determine the applicable (D/Q) from Table M-2 for the location where the receptor is located. This (D/Q) value is common to each nuclide (i)
- B. Determine the  $R_i$  factor of nuclide (i) for the whole body from Table G-4. The ground plane pathway dose is the same for all age groups.
- C. Obtain the micro-Curies ( $Q_i$ ) of nuclide (i) from the radioactive gas waste management logs for the source under consideration.
- D. Solve for  $D_i$

$$D_i = 3.17 \times 10^{-8} R_i (D/Q) Q_i$$

$$D_i = \text{---} \text{ mrem for nuclide (i)}$$

ST. LUCIE PLANT  
 CHEMISTRY OPERATING PROCEDURE C-200, REVISION 22  
OFFSITE DOSE CALCULATION MANUAL (ODCM)  
**METHODOLOGY SECTION**

## 2.6 (continued)

## 2. (continued)

- E. Perform steps 2.6.2.B through 2.6.2.D for each nuclide (i) reported during the time interval.
- F. The Ground Plane dose to the whole body is determined by summing the  $D_i$  Dose of each nuclide (i)

$$D_{Gr.Pl.-WBody} = D_1 + D_2 + \text{_____} + D_n = \text{mrem}$$

Refer to step 2.6.5 to calculate total dose to the Whole Body.

3. The Grass-Cow/Goat-Milk Dose Pathway Method:**NOTE**

Tritium dose is calculated as per 2.6.4.

- A. A cow or a goat, will be the controlling animal; (i.e., dose will not be the sum of each animal), as the human receptor is assumed to drink milk from only the most restrictive animal. Refer to Table M-3 to determine which animal is controlling based on its (D/Q).
- B. For the age group(s) of interest, determine the dose factor  $R_i$  for nuclide (i), for organ T, from the appropriate table number for the applicable milk animal.

| Age Group | Cow Milk Dose<br>Factor Table Number | Goat Milk Dose<br>Factor Table Number |
|-----------|--------------------------------------|---------------------------------------|
| Infant    | G-6                                  | G-7                                   |
| Child     | G-9                                  | G-10                                  |
| Teen      | G-14                                 | G-15                                  |
| Adult     | G-19                                 | G-20                                  |

ST. LUCIE PLANT  
 CHEMISTRY OPERATING PROCEDURE C-200, REVISION 22  
OFFSITE DOSE CALCULATION MANUAL (ODCM)  
METHODOLOGY SECTION

2.6 (continued)

3. (continued)

C. Obtain the micro-Curies ( $Q_i$ ) of nuclide (i) from the radioactive gas waste management logs for the release source under consideration during the time interval.

D. Solve for  $D_i$

$$D_i = 3.17 \times 10^{-8} R_i (D/Q) Q_i$$

$$D_i = \quad \text{mrem from nuclide (i)}$$

E. Perform steps 2.6.3.B through 2.6.3.D for each nuclide (i) reported during the time interval. Only the radioiodines need to be included if the limited analysis approach is used.

F. The Grass-Cow-Milk (or Grass-Goat-Milk) pathway dose to organ T is determined by summing the  $D_i$  dose of each nuclide(i).

$$D_{G-C-M} \text{ (or } D_{G-G-M}) = D_1 + D_2 + \text{_____} + D_n = \quad \text{mrem}$$

The dose to each organ should be calculated in the same manner with steps 2.6.3.B through 2.6.3.F. Refer to step 2.6.5 to determine the total dose to organ T from radioiodines & 8D Particulates. If the limited analysis approach is being used the infant thyroid dose via the grass-cow(goat)-milk pathway is the only dose that needs to be determined. Section 2.6.5 can be omitted.

4. The Grass-Cow/Goat-Meat Dose Pathway method:

NOTE

Tritium dose is calculated as per 2.6.6.

A. Determine the controlling herd location by:

1. For dose calculations (other than the annual report) the historical herd was determined to be located in Sector \_\_\_\_\_ at \_\_\_\_\_ miles. This herd shall be used for all ODCM Control required dose calculations.

ST. LUCIE PLANT  
 CHEMISTRY OPERATING PROCEDURE C-200, REVISION 22  
OFFSITE DOSE CALCULATION MANUAL (ODCM)  
METHODOLOGY SECTION

2.6 (continued)

4. (continued)

A. (continued)

2. For annual report dose calculations the herd from the Land Use Census having the highest (D/Q) at its location will be the reporting herd. The Land Use Census for 1978 (for example) shall apply to the calendar year 1979 (for example) and will locate the nearest herd in each sector over land. The real (D/Q) will be determined from actual met data that occurred during the reporting period.

B. Determine the applicable (D/Q) from Table M-3 for the location(s) of the herd as determined in 2.6.4.A above.

C. Determine the dose factor  $R_i$  for nuclide (i) for organ tau from the Table specified below:

| Age    | Meat Dose Factor Table No. |
|--------|----------------------------|
| Infant | N/A *                      |
| Child  | G-11                       |
| Teen   | G-16                       |
| Adult  | G-21                       |

\* The infant does not eat meat and therefore dose does not apply to this pathway.

D. Obtain the micro-Curies ( $Q_i$ ) of nuclide (i) from the radioactive gas waste management logs (for projected doses - the micro-Curies of nuclide (i) to be projected) for the release source(s) under consideration during the time interval. The dose can be calculated from a single release source, but the total dose for ODCM Control Limits or annual reports shall be from all gaseous release sources.

ST. LUCIE PLANT  
 CHEMISTRY OPERATING PROCEDURE C-200, REVISION 22  
OFFSITE DOSE CALCULATION MANUAL (ODCM)  
METHODOLOGY SECTION

## 2.6 (continued)

## 4. (continued)

E. Solve for  $D_i$ 

$$D_i = 3.17 \times 10^{-10} R_i (D/Q) Q_i$$

$$D_i = \text{_____ mrem from nuclide (i)}$$

F. Perform Steps 2.6.4.C through 2.8.4.E for each nuclide (i) reported during the time interval.

G. The Grass-Cow-Meat pathway dose to organ tau is determined by summing the  $D_i$  dose of each nuclide (i).

$$\text{Dose} = D_1 + D_2 + D_3 + \dots + D_n = \text{_____ mrem}$$

Grass-Cow-Meat  
 Excluding Tritium  
 (Child, Teen, or Adult)

## 5. The Vegetation (Garden) Dose Pathway method:

## A. Determine the controlling garden location by:

1. For dose calculations (other than annual reports) the historical garden was determined to be located in Sector \_\_\_\_\_ at \_\_\_\_\_ miles. This garden shall be used for all ODCM Control dose calculations.
2. For annual report dose calculations the Land Census Garden having the highest real (D/Q) at its location will be the reporting garden. The Land Use Census for 1978 (for example) shall apply to the calendar year 1979 (for example) and will locate the nearest garden in each sector. The real (D/Q) will be determined from actual met data that occurred during the reporting period.

B. Determine the applicable (D/Q) from Table M-3 for the location(s) of the garden(s) as determined above.

ST. LUCIE PLANT  
 CHEMISTRY OPERATING PROCEDURE C-200, REVISION 22  
OFFSITE DOSE CALCULATION MANUAL (ODCM)  
**METHODOLOGY SECTION**

2.6 (continued)

5. (continued)

- C. Determine the dose factor  $R_i$  for nuclide (i) for organ tau from the Table specified below:

| Age    | Vegetation Dose Factor Table No. |
|--------|----------------------------------|
| Infant | N/A *                            |
| Child  | G-12                             |
| Teen   | G-17                             |
| Adult  | G-22                             |

\* denotes the infant does not eat vegetation and therefore does not apply to this pathway.

- D. Obtain the micro-Curies ( $Q_i$ ) of nuclide (i) from the radioactive gas waste management logs (for projected doses - the micro-Curies of nuclide (i) to be projected) for the release source(s) under consideration during the time interval. The dose can be calculated from a single release source, but the total dose for ODCM Control Limits or annual reports shall be from all gaseous release sources.

- E. Solve for  $D_i$

$$D_i = 3.17 \times 10^{-8} R_i (D/Q) Q_i$$

$$D_i = \text{_____ mrem from nuclide (i)}$$

- F. Perform Steps 2.6.5.C through 2.6.5.E for each nuclide (i) reported during the time interval.
- G. The Vegetation pathway dose to organ tau is determined by summing the  $D_i$  dose of each nuclide (i).

$$\text{Dose} = D_1 + D_2 + D_3 + \dots + D_n = \text{_____ mrem}$$

Vegetation  
 (Excluding Tritium)  
 (Child, Teen, or Adult)

ST. LUCIE PLANT  
 CHEMISTRY OPERATING PROCEDURE C-200, REVISION 22  
OFFSITE DOSE CALCULATION MANUAL (ODCM)  
**METHODOLOGY SECTION**

## 2.6 (continued)

6. The Gaseous Tritium Dose (Each Pathway) Method:

- A. The controlling locations for the pathway(s) has already been determined by:
- Inhalation - as per 2.6.1.A
  - Ground Plane - not applicable for H-3
  - Grass-Cow/Goat-Milk - as per 2.6.3.A
  - Grass-Cow/Goat-Milk - as per 2.6.4.A
  - Vegetation (Garden) - as per 2.6.5.A
- B. Tritium dose calculations use the depleted  $(X/Q)_D$  instead of  $(D/Q)$ . Table M-2 describes where the  $(X/Q)_D$  value should be obtained from.
- C. For the age group(s) of interest, determine the Pathway Tritium dose factor ( $R_{H-3}$ ) for the organ T of interest from the Table specified below:

| AGE    | INHALATION | MILK |      |
|--------|------------|------|------|
|        |            | COW  | GOAT |
| Infant | G-5        | G-6  | G-7  |
| Child  | G-8        | G-9  | G-10 |
| Teen   | G-13       | G-14 | G-15 |
| Adult  | G-18       | G-19 | G-20 |

- D. Obtain the micro-Curies (Q) of Tritium from the radioactive gas waste management logs (for projected doses - the micro-Curies of nuclide (i) to be projected) for the release source(s) under consideration during the time interval. The dose can be calculated from a single release source, but the total dose for Control limits or quarterly reports shall be from all gaseous release sources.
- E. Solve for  $D_{H-3}$

$$D_{H-3} = 3.17 \times 10^{-8} R_{H-3}(X/Q)_D Q$$

$$D_{H-3} = \text{mrem from Tritium in the specified pathway for organ T of the specified age group}$$

ST. LUCIE PLANT  
 CHEMISTRY OPERATING PROCEDURE C-200, REVISION 22  
OFFSITE DOSE CALCULATION MANUAL (ODCM)  
**METHODOLOGY SECTION**

2.6 (continued)

7. Determining the Total Organ Dose From Iodines, 8D-Particulates and H-3 From Cumulative Gaseous Releases

**NOTE**

Control dose limits for I&8DP shall consider dose from all release sources from the reactor unit of interest.

- A. The following pathways shall be summed to arrive at the total dose to organ T from a release source or if applicable to Control, from all release sources:

| Age Group: INFANT    CHILD    TEEN    ADULT                               |                |                       |                |
|---|----------------|-----------------------|----------------|
| Organ: BONE    LIVER    THYROID    KIDNEY    LUNG    GI-LLI    WHOLE BODY |                |                       |                |
| PATHWAY   | DOSE           | Reference to STEP No. | Remark         |
| Inhalation (I&8DP)  |                | 2.6.1.F               |                |
| Inhalation (Tritium)  |                | 2.6.6.E               |                |
| Ground Plane (I&8DP)  |                | 2.6.2.F               |                |
| Grass-_____ -Milk (I&8DP)   |                | 2.6.3.F               |                |
| Grass-_____ -Milk (Tritium)   |                | 2.6.6.E               |                |
| Grass-_____ -Meat (I&8DP)   |                | 2.6.4.G               | N/A for INFANT |
| Grass-_____ -Meat (Tritium)   |                | 2.6.6.E               | N/A for INFANT |
| Vegetable Garden (I&8DP)  |                | 2.6.5.G               | N/A for INFANT |
| Vegetable Garden (Tritium)  |                | 2.6.6.E               | N/A for INFANT |
| Dose <sub>T</sub> =   | (sum of above) |                       |                |

- B. The dose to each of the applicable age group's ORGANS shall be calculated:

BONE, LIVER, THYROID, KIDNEY, LUNG, WHOLE BODY, & GI-LLI

The age group organ receiving the highest exposure relative to its Control Limit is the most critical organ for that age group resulting from the radioiodine & 8D Particulates gaseous effluents.



ST. LUCIE PLANT  
CHEMISTRY OPERATING PROCEDURE C-200, REVISION 22  
OFFSITE DOSE CALCULATION MANUAL (ODCM)  
**METHODOLOGY SECTION**

2.7 Projecting Dose for Radioactive Gaseous Effluents

Discussion - Control 3.11.2.4 requires that the waste gas holdup system be used to reduce releases of radioactivity when the projected doses in 31 days due to gaseous effluent releases, from each unit, to areas at and beyond the SITE BOUNDARY (see TS Figure 5-1-1) would exceed 0.2 mrad for gamma radiation and 0.4 mrad for beta radiation. The following calculation method is provided for determining the projected doses. This method is based on using the results of the calculations performed in Sections 2.4 and 2.5.

1. Obtain the latest results of the monthly calculations of the gamma air dose (Section 2.4) and the beta air dose if performed (Section 2.5). These doses can be obtained from the in-plant records.
2. Divide these doses by the number of days the plant was operational during the month.
3. Multiply the quotient by the number of days the plant is projected to be operational during the next month. The product is the projected dose for the next month. The value should be adjusted as needed to account for any changes in failed-fuel or other identifiable operating conditions that could significantly alter the actual releases.
4. If the projected doses are  $>0.2$  mrad gamma air dose or  $> 0.4$  mrad beta air dose, the appropriate subsystems of the waste gas holdup system shall be used.

ST. LUCIE PLANT  
CHEMISTRY OPERATING PROCEDURE C-200, REVISION 22  
OFFSITE DOSE CALCULATION MANUAL (ODCM)  
METHODOLOGY SECTION

### 3.0 40 CFR 190 Dose Evaluation

Discussion - Dose or dose commitment to a real individual from all uranium fuel cycle sources be limited to  $\leq 25$  mrem to the whole body or any organ (except thyroid, which is limited to  $\leq 75$  mrem) over a period of 12 consecutive months. The following approach should be used to demonstrate compliance with these dose limits. This approach is based on NUREG-0133, Section 3.8.

#### 3.1 Evaluation Bases

Dose evaluations to demonstrate compliance with the above dose limits need only be performed if the quarterly doses calculated in Sections 1.4, 2.4 and 2.6 exceed twice the dose limits of Controls 3.11.1.2.a, 3.11.1.2.b, 3.11.2.2a, 3.1.2.2b, 3.11.2.3a and 3.11.2.3b respectively; i.e., quarterly doses exceeding 3 mrem to the whole body (liquid releases), 10 mrem to any organ (liquid releases), 10 mrad gamma air dose, 20 mrad beta air dose or 15 mrem to the thyroid or any organ from radioiodines and particulates (atmospheric releases). Otherwise, no evaluations are required and the remainder of this section can be omitted.

#### 3.2 Doses From Liquid Releases

For the evaluation of doses to real individuals from liquid releases, the same calculation method as employed in Section 1.4 will be used. However, more realistic assumptions will be made concerning the dilution and ingestion of fish and shellfish by individuals who live and fish in the area. Also, the results of the Radiological Environmental Monitoring program will be included in determining more realistic dose to these real people by providing data on actual measured levels of plant related radionuclides in the environment.

#### 3.3 Doses From Atmospheric Releases

For the evaluation of doses to real individuals from the atmospheric releases, the same calculation methods as employed in Section 2.4 and 2.6 will be used. In Section 2.4, the total body dose factor ( $K_i$ ) should be substituted for the gamma air dose factor ( $M_i$ ) to determine the total body dose. Otherwise the same calculation sequence applies. However, more realistic assumptions will be made concerning the actual location of real individuals, the meteorological conditions and the consumption of food (e.g., milk). Data obtained from the latest land use census (Control 3.12.2) should be used to determine locations for evaluating doses. Also, the results of the Radiological Environmental Monitoring program will be included in determining more realistic doses to these real people by providing data on actual measured levels of radioactivity and radiation at locations of interest.

ST. LUCIE PLANT  
CHEMISTRY OPERATING PROCEDURE C-200, REVISION 22  
OFFSITE DOSE CALCULATION MANUAL (ODCM)  
METHODOLOGY SECTION

#### 4.0 Annual Radioactive Effluent Report

Discussion - The information contained in a annual report shall not apply to any Control. The reported values are based on actual release conditions instead of historical conditions that the Control dose calculations are based on. The Control dose limits are therefore included in item 1 of the report, for information only. The ECLs in item 2 of the report shall be those listed in Tables L-1 and G-1 of this manual. The average energy in item 3 of the report is not applicable to the St. Lucie Plant. The format, order of nuclides and any values shown as an example in Tables 3.3 through 3.8 are samples only. Other formats are acceptable if they contain equivalent information. A table of contents should also accompany the report. The following format should be used:

#### RADIOACTIVE EFFLUENTS - SUPPLEMENTAL INFORMATION

##### 1. Regulatory Limits:

##### 1.1 For Radioactive liquid waste effluents:

- a. The concentration of radioactive material released from the site (see TS Figure 5.1-1) shall be limited to ten times the concentrations specified in 10 CFR Part 20.1001-20.2401, Appendix B, Table 2, Column 2 for radionuclides other than dissolved or entrained noble gases. For dissolved or entrained noble gases, the concentration shall be limited to  $2 \times 10^{-4}$   $\mu\text{Ci/ml}$  total activity.
- b. The dose or dose commitment to a MEMBER OF THE PUBLIC from radioactive materials in liquid effluents released from each reactor unit to unrestricted areas (See TS Fig. 5.1-1) shall be limited during any calendar quarter to  $\leq 1.5$  mrem to the whole body and to  $\leq 5$  mrem to any organ and  $\leq 3$  mrem to the whole body and  $\leq 10$  mrem to any organ during any calendar year.

##### 1.2 For Radioactive Gaseous Waste Effluents:

- a. The dose rate resulting from radioactive materials released in gaseous effluents to areas at or beyond the SITE BOUNDARY (See TS Figure 5.1-1) shall be limited to the following values:

The dose rate limit for noble gases shall be  $\leq 500$  mrem/yr to the total body and  $\leq 3000$  mrem/yr to the skin and

ST. LUCIE PLANT  
CHEMISTRY OPERATING PROCEDURE C-200, REVISION 22  
OFFSITE DOSE CALCULATION MANUAL (ODCM)  
**METHODOLOGY SECTION**

## 4.0 (continued)

## 1. (continued)

## 1.2 (continued)

## a. (continued)

The dose rate limit from I-131, I-133, Tritium and particulates with half-lives >8 days shall be  $\leq 1500$  mrem/yr to any organ.

- b. The air dose (see TS Figure 5.1-1) due to noble gases released in gaseous effluents, from each reactor unit, to areas at and beyond the SITE BOUNDARY shall be limited to the following:

During any calendar quarter, to  $\leq 5$  mrad for gamma radiation and  $\leq 10$  mrad for beta radiation and during any calendar year to  $\leq 10$  mrad for gamma radiation and  $\leq 20$  mrad for beta radiation

- c. The dose to a MEMBER OF THE PUBLIC from I-131, I-133, Tritium and all radionuclide in particulate form, with half-lives >8 days in gaseous effluents released from each reactor unit to areas at and beyond the SITE BOUNDARY (see Figure 5.1-1 in the TS-A) shall be limited to the following:

During any calendar quarter to  $\leq 7.5$  mrem to any organ and during any calendar year to  $\leq 15$  mrem to any organ.

## 2. Effluent Limiting Concentrations:

Air - as per attached Table G-1

Water - as per attached Table L-1

3. Average energy of fission and activation gases in gaseous effluents is not applicable to the St. Lucie Plant.

ST. LUCIE PLANT  
 CHEMISTRY OPERATING PROCEDURE C-200, REVISION 22  
OFFSITE DOSE CALCULATION MANUAL (ODCM)  
**METHODOLOGY SECTION**

## 4.0 (continued)

## 4. Measurements and Approximations of Total Radioactivity:

A summary of liquid effluent accounting methods is described in Table 3.1.

A summary of gaseous effluent accounting methods is described in Table 3.2.

Estimate of Errors:

| Error Topic          | LIQUID |        | GASEOUS |        |
|----------------------|--------|--------|---------|--------|
|                      | Avg. % | Max. % | Avg. %  | Max. % |
| Release Point Mixing | 2      | 5      | NA      | NA     |
| Sampling             | 1      | 5      | 2       | 5      |
| Sample Preparation   | 1      | 5      | 1       | 5      |
| Sample Analysis      | 3      | 10     | 3       | 10     |
| Release Volume       | 2      | 5      | 4       | 15     |
| Total %              | 9      | 30     | 10      | 35     |

(above values are examples only)

The predictability of error for radioactive releases can only be applied to nuclides that are predominant in sample spectrums. Nuclides that are near background relative to the predominant nuclides in a given sample could easily have errors greater than the above listed maximums.

ST. LUCIE PLANT  
 CHEMISTRY OPERATING PROCEDURE C-200, REVISION 22  
OFFSITE DOSE CALCULATION MANUAL (ODCM)  
**METHODOLOGY SECTION**

4.0 (continued)

4. (continued)

**TABLE 3.1**  
**RADIOACTIVE LIQUID EFFLUENT SAMPLING AND ANALYSIS**

| LIQUID SOURCE                     | SAMPLING FREQUENCY | TYPE OF ANALYSIS                             | METHOD OF ANALYSIS |
|-----------------------------------|--------------------|--|--------------------|
| MONITOR TANK RELEASES             | EACH BATCH         | PRINCIPAL GAMMA EMITTERS                     | p.h.a.             |
|                                   | MONTHLY COMPOSITE  | TRITIUM                                      | L.S.               |
|                                   |                    | GROSS ALPHA                                  | G.F.P.             |
|                                   |                    | Sr-89, Sr-90, Fe-55                          | C.S.               |
| QUARTERLY COMPOSITE               |                    |  |                    |
| STEAM GENERATOR BLOWDOWN RELEASES | FOUR PER MONTH     | PRINCIPAL GAMMA EMITTERS AND DISSOLVED GASES | p.h.a.             |
|                                   | MONTHLY COMPOSITE  | TRITIUM                                      | L.S.               |
|                                   |                    | GROSS ALPHA                                  | G.F.P.             |
|                                   |                    | Sr-89, Sr-90, Fe-55                          | C.S.               |
| QUARTERLY COMPOSITE               |                    |  |                    |

## TABLE NOTATION:

- p.h.a. - gamma spectrum pulse height analysis using Lithium Germanium detectors. All peaks are identified and quantified.
- L.S. - Liquid Scintillation counting
- C.S. - Chemical Separation
- G.F.P. - Gas Flow Proportional Counting

ST. LUCIE PLANT  
 CHEMISTRY OPERATING PROCEDURE C-200, REVISION 22  
OFFSITE DOSE CALCULATION MANUAL (ODCM)  
**METHODOLOGY SECTION**

4.0 (continued)

4. (continued)

**TABLE 3.2**  
**RADIOACTIVE GASEOUS WASTE SAMPLING AND ANALYSIS**

| GASEOUS SOURCE                | SAMPLING FREQUENCY                 | TYPE OF ANALYSIS         | METHOD OF ANALYSIS |
|-------------------------------|------------------------------------|--------------------------|--------------------|
| Waste Gas Decay Tank Releases | Each Tank                          | Principal Gamma Emitters | G, p.h.a.          |
| Containment Purge Releases    | Each Purge                         | Principal Gamma Emitters | G, p.h.a.          |
|                               |                                    | H-3                      | L.S.               |
| Plant Vent                    | Four per Month                     | Principal Gamma Emitters | (G, C, P) - p.h.a. |
|                               |                                    | H-3                      | L.S.               |
|                               | Monthly Composite (Particulates)   | Gross Alpha              | P - G. F. P.       |
|                               | Quarterly Composite (Particulates) | Sr-90<br>Sr-89           | C.S.               |

G - Gaseous Grab Sample

C - Charcoal Filter Sample

P - Particulate Filter Sample

L.S. - Liquid Scintillation Counting

C.S. - Chemical Separation

p.h.a. - Gamma spectrum pulse height analysis using Lithium Germanium detectors. All peaks are identified and quantified.

G.F.P. - Gas Flow Proportional Counting

ST. LUCIE PLANT  
CHEMISTRY OPERATING PROCEDURE C-200, REVISION 22  
OFFSITE DOSE CALCULATION MANUAL (ODCM)  
METHODOLOGY SECTION

## 4.0 (continued)

## 5. Batch Releases

## A. Liquid

1. Number of batch releases: \_\_\_\_\_
2. Total time period of batch releases: \_\_\_\_\_minutes
3. Maximum time period for a batch release: \_\_\_\_\_minutes
4. Average time period for a batch release: \_\_\_\_\_minutes
5. Minimum time period for a batch release: \_\_\_\_\_minutes
6. Average dilution stream flow during the period (see Note 1 on Table 3.3): \_\_\_\_\_GPM

All liquid releases are summarized in tables

## B. Gaseous

1. Number of batch releases: \_\_\_\_\_
2. Total time period for batch releases: \_\_\_\_\_minutes
3. Maximum time period for a batch release: \_\_\_\_\_minutes
4. Average time period for batch releases: \_\_\_\_\_minutes
5. Minimum time period for a batch release: \_\_\_\_\_minutes

All gaseous waste releases are summarized in tables



ST. LUCIE PLANT  
 CHEMISTRY OPERATING PROCEDURE C-200, REVISION 22  
OFFSITE DOSE CALCULATION MANUAL (ODCM)  
**METHODOLOGY SECTION**

## 4.0 (continued)

## 6. Unplanned Releases

## A. Liquid

1. Number of releases: \_\_\_\_\_
2. Total activity releases: \_\_\_\_\_ Curies

## B. Gaseous

1. Number of releases: \_\_\_\_\_
2. Total activity released: \_\_\_\_\_ Curies

## C. See attachments (if applicable) for:

1. A description of the event and equipment involved.
  2. Cause(s) for the unplanned release.
  3. Actions taken to prevent a recurrence
  4. Consequences of the unplanned release
7. Description of dose assessment of radiation dose from radioactive effluents to the general public due to their activities inside the site are reported on the January annual report.
  8. Offsite dose calculation manual revisions initiated during this reporting period. See Control 3.11.2.6 for required attachments to the Annual Report.
  9. Solid waste and irradiated fuel shipments as per requirements of Control 3.11.2.6.
  10. Process Control Program (PCP) revisions as per requirements of TS 6.13.
  11. Major changes to Radioactive Liquid, Gaseous and Solid Waste Treatment Systems as per requirements of Control 3.11.2.5.

ST. LUCIE PLANT  
 CHEMISTRY OPERATING PROCEDURE C-200, REVISION 22  
OFFSITE DOSE CALCULATION MANUAL (ODCM)  
**METHODOLOGY SECTION**

FLORIDA POWER & LIGHT COMPANY

ST. LUCIE UNIT # \_\_\_\_\_

ANNUAL REPORT - \_\_\_\_/\_\_\_\_/\_\_\_\_ THROUGH \_\_\_\_/\_\_\_\_/\_\_\_\_

TABLE 3.3: LIQUID EFFLUENTS - SUMMATION OF ALL RELEASES

|  | <u>UNIT</u>       | <u>QUARTER #</u> | <u>QUARTER #</u> |
|--|-------------------|------------------|------------------|
| A. Fission and Activation Products                       |                   |                  |                  |
| 1. Total Release - (Not including Tritium, Gases, Alpha) | Ci                | _____E           | _____E           |
| 2. Average Diluted Concentration During Period           | $\mu\text{Ci/ml}$ | _____E           | _____E           |
| B. Tritium   |                   |                  |                  |
| 1. Total Release   | Ci                | _____E           | _____E           |
| 2. Average Diluted Concentration During Period           | $\mu\text{Ci/ml}$ | _____E           | _____E           |
| C. Dissolved and Entrained Gases                         |                   |                  |                  |
| 1. Total Release   | Ci                | _____E           | _____E           |
| 2. Average Diluted Concentration During Period           | $\mu\text{Ci/ml}$ | _____E           | _____E           |
| D. Gross Alpha Radioactivity                             |                   |                  |                  |
| 1. Total Release   | Ci                | _____E           | _____E           |

ST. LUCIE PLANT  
 CHEMISTRY OPERATING PROCEDURE C-200, REVISION 22  
OFFSITE DOSE CALCULATION MANUAL (ODCM)  
METHODOLOGY SECTION

TABLE 3.3: LIQUID EFFLUENTS - SUMMATION OF ALL RELEASES  
 (continued)

|  | <u>UNIT</u> | <u>QUARTER #</u> | <u>QUARTER #</u> |
|--|-------------|------------------|------------------|
| E. Volume of Waste Released<br>(Prior to Dilution)             | LITERS      | _____E           | _____E           |
| F. Volume of Dilution Water<br>Used During Period <sup>1</sup> | LITERS      | _____E           | _____E           |

1 - The volume reported should be for the entire interval of the reporting period, not just during release intervals. This volume should also be used to calculate average dilution stream flow during the period.

ST. LUCIE PLANT  
 CHEMISTRY OPERATING PROCEDURE C-200, REVISION 22  
OFFSITE DOSE CALCULATION MANUAL (ODCM)  
**METHODOLOGY SECTION**

FLORIDA POWER & LIGHT COMPANY

ST. LUCIE UNIT # \_\_\_\_\_

ANNUAL REPORT - \_\_\_\_/\_\_\_\_/\_\_\_\_ THROUGH \_\_\_\_/\_\_\_\_/\_\_\_\_

TABLE 3.4: LIQUID EFFLUENTS (EXAMPLE FORMAT)

| NUCLIDES RELEASED* | UNIT | CONTINUOUS MODE |           | BATCH MODE |           |
|--------------------|------|-----------------|-----------|------------|-----------|
|                    |      | QUARTER #       | QUARTER # | QUARTER #  | QUARTER # |
| I-131              | CI   | E               | E         | E          | E         |
| I-133              | CI   | E               | E         | E          | E         |
| I-135              | CI   | E               | E         | E          | E         |
| NA-24              | CI   | E               | E         | E          | E         |
| CR-51              | CI   | E               | E         | E          | E         |
| MN-54              | CI   | E               | E         | E          | E         |
| CO-57              | CI   | E               | E         | E          | E         |
| CO-58              | CI   | E               | E         | E          | E         |
| FE-59              | CI   | E               | E         | E          | E         |
| CO-60              | CI   | E               | E         | E          | E         |
| ZN-65              | CI   | E               | E         | E          | E         |
| NI-65              | CI   | E               | E         | E          | E         |
| AG-110             | CI   | E               | E         | E          | E         |
| SN-113             | CI   | E               | E         | E          | E         |
| SB-122             | CI   | E               | E         | E          | E         |
| SB-124             | CI   | E               | E         | E          | E         |
| W-187              | CI   | E               | E         | E          | E         |
| NP-239             | CI   | E               | E         | E          | E         |
| ZR-95              | CI   | E               | E         | E          | E         |
| MO-99              | CI   | E               | E         | E          | E         |
| RU-103             | CI   | E               | E         | E          | E         |
| CS-134             | CI   | E               | E         | E          | E         |
| CS-136             | CI   | E               | E         | E          | E         |
| CS-137             | CI   | E               | E         | E          | E         |
| BA-140             | CI   | E               | E         | E          | E         |
| CE-141             | CI   | E               | E         | E          | E         |
| BR-82              | CI   | E               | E         | E          | E         |
| ZR-97              | CI   | E               | E         | E          | E         |
| SB-125             | CI   | E               | E         | E          | E         |

\* All nuclides that were detected should be added to the partial list of the example format.

ST. LUCIE PLANT  
 CHEMISTRY OPERATING PROCEDURE C-200, REVISION 22  
OFFSITE DOSE CALCULATION MANUAL (ODCM)  
**METHODOLOGY SECTION**

TABLE 3.4: LIQUID EFFLUENTS (EXAMPLE FORMAT)  
 (continued)

| NUCLIDES RELEASED        | UNIT | CONTINUOUS MODE |           | BATCH MODE |           |
|--------------------------|------|-----------------|-----------|------------|-----------|
|                          |      | QUARTER #       | QUARTER # | QUARTER #  | QUARTER # |
| CE-144                   | CI   | E               | E         | E          | E         |
| SR-89                    | CI   | E               | E         | E          | E         |
| SR-90                    | CI   | E               | E         | E          | E         |
| UNIDENTIFIED             | CI   | E               | E         | E          | E         |
| TOTAL FOR PERIOD (ABOVE) | CI   | E               | E         | E          | E         |
| AR-41                    | CI   | E               | E         | E          | E         |
| KR-85                    | CI   | E               | E         | E          | E         |
| XE-131M                  | CI   | E               | E         | E          | E         |
| XE-133                   | CI   | E               | E         | E          | E         |
| XE-133M                  | CI   | E               | E         | E          | E         |
| XE-135                   | CI   | E               | E         | E          | E         |

ST. LUCIE PLANT  
 CHEMISTRY OPERATING PROCEDURE C-200, REVISION 22  
OFFSITE DOSE CALCULATION MANUAL (ODCM)  
**METHODOLOGY SECTION**

FLORIDA POWER & LIGHT COMPANY  
 ST. LUCIE UNIT # \_\_\_\_\_  
 TABLE 3.5  
 LIQUID EFFLUENTS - DOSE SUMMATION

Age Group: \_\_\_\_\_ Location: \_\_\_\_\_

Exposure Interval: From \_\_\_\_\_ Through \_\_\_\_\_

| Fish & Shellfish Pathway to Organ | CALENDAR YEAR DOSE<br>(mrem) |
|-----------------------------------|------------------------------|
| BONE                              |                              |
| LIVER                             |                              |
| THYROID                           |                              |
| KIDNEY                            |                              |
| LUNG                              |                              |
| GI-LLI                            |                              |
| WHOLE BODY                        |                              |

ST. LUCIE PLANT  
 CHEMISTRY OPERATING PROCEDURE C-200, REVISION 22  
OFFSITE DOSE CALCULATION MANUAL (ODCM)  
**METHODOLOGY SECTION**

FLORIDA POWER & LIGHT COMPANY

ST. LUCIE UNIT # \_\_\_\_\_

ANNUAL REPORT - \_\_\_\_/\_\_\_\_/\_\_\_\_ THROUGH \_\_\_\_/\_\_\_\_/\_\_\_\_

TABLE 3.6: GASEOUS EFFLUENTS - SUMMATION OF ALL RELEASES

|                                    | <u>UNIT</u>               | <u>QUARTER #</u> | <u>QUARTER #</u> |
|------------------------------------|---------------------------|------------------|------------------|
| A. Fission and Activation Gases    |                           |                  |                  |
| 1. Total Release                   | Ci                        | _____E           | _____E           |
| 2. Average Release Rate For Period | $\mu\text{Ci}/\text{SEC}$ | _____E           | _____E           |
| B. Iodines                         |                           |                  |                  |
| 1. Total Iodine-131                | Ci                        | _____E           | _____E           |
| 2. Average Release Rate for Period | $\mu\text{Ci}/\text{SEC}$ | _____E           | _____E           |
| C. Particulates                    |                           |                  |                  |
| 1. Particulates T-1/2 > 8 Days     | Ci                        | _____E           | _____E           |
| 2. Average Release Rate for Period | $\mu\text{Ci}/\text{SEC}$ | _____E           | _____E           |
| 3. Gross Alpha Radioactivity       | Ci                        | _____E           | _____E           |
| D. Tritium                         |                           |                  |                  |
| 1. Total Release                   | Ci                        | _____E           | _____E           |
| 2. Average Release Rate for Period | $\mu\text{Ci}/\text{SEC}$ | _____E           | _____E           |

ST. LUCIE PLANT  
 CHEMISTRY OPERATING PROCEDURE C-200, REVISION 22  
OFFSITE DOSE CALCULATION MANUAL (ODCM)  
**METHODOLOGY SECTION**

FLORIDA POWER & LIGHT COMPANY

ST. LUCIE UNIT # \_\_\_\_\_

ANNUAL REPORT - \_\_\_\_/\_\_\_\_/\_\_\_\_ THROUGH \_\_\_\_/\_\_\_\_/\_\_\_\_

TABLE 3.7 GASEOUS EFFLUENTS - GROUND LEVEL RELEASES  
 (EXAMPLE FORMAT)

| NUCLIDES RELEASED*       | UNIT | CONTINUOUS MODE |           | BATCH MODE |           |  |
|--------------------------|------|-----------------|-----------|------------|-----------|--|
|                          |      | QUARTER #       | QUARTER # | QUARTER #  | QUARTER # |  |
| 1. Fission Gases         |      |                 |           |            |           |  |
| AR-41                    | CI   | E               | E         | E          | E         |  |
| KR-85                    | CI   | E               | E         | E          | E         |  |
| KR-85M                   | CI   | E               | E         | E          | E         |  |
| KR-87                    | CI   | E               | E         | E          | E         |  |
| KR-88                    | CI   | E               | E         | E          | E         |  |
| XE-131M                  | CI   | E               | E         | E          | E         |  |
| XE-133                   | CI   | E               | E         | E          | E         |  |
| XE-133M                  | CI   | E               | E         | E          | E         |  |
| XE-135                   | CI   | E               | E         | E          | E         |  |
| XE-135M                  | CI   | E               | E         | E          | E         |  |
| XE-138                   | CI   | E               | E         | E          | E         |  |
| UNIDENTIFIED             | CI   | E               | E         | E          | E         |  |
| TOTAL FOR PERIOD (ABOVE) | CI   | E               | E         | E          | E         |  |
| 2. Iodines               |      |                 |           |            |           |  |
| I-131                    | CI   | E               | E         | E          | E         |  |
| I-133                    | CI   | E               | E         | E          | E         |  |
| I-135                    | CI   | E               | E         | E          | E         |  |
| TOTAL FOR PERIOD (ABOVE) | CI   | E               | E         | E          | E         |  |
| 3. Particulates          |      |                 |           |            |           |  |
| CO-58                    | CI   | E               | E         | E          | E         |  |
| SR-89                    | CI   | E               | E         | E          | E         |  |
| SR-90                    | CI   | E               | E         | E          | E         |  |

\*All nuclides that were detected should be added to the partial list of the example format.



ST. LUCIE PLANT  
 CHEMISTRY OPERATING PROCEDURE NO. C-200, REVISION 22  
 OFFSITE DOSE CALCULATION MANUAL (ODCM)  
**METHODOLOGY SECTION**

FLORIDA POWER & LIGHT COMPANY  
 ST. LUCIE UNIT # \_\_\_\_\_  
 TABLE 3.8

GASEOUS EFFLUENTS - DOSE SUMMATION - CALENDAR YEAR  
 AGE GROUP: INFANT EXPOSURE INTERVAL: FROM \_\_\_\_\_ THROUGH \_\_\_\_\_

| PATHWAY             | BONE (mrem) | LIVER (mrem) | THYROID (mrem) | KIDNEY (mrem) | LUNG (mrem) | GI-LLI (mrem) | WHOLE BODY (mrem) |
|---------------------|-------------|--------------|----------------|---------------|-------------|---------------|-------------------|
| Ground Plane (A)    |             |              |                |               |             |               |                   |
| Grass-<br>-Milk (B) |             |              |                |               |             |               |                   |
| Inhalation (A)      |             |              |                |               |             |               |                   |
| TOTAL               |             |              |                |               |             |               |                   |

|             |        |       |                        |        |       |
|-------------|--------|-------|------------------------|--------|-------|
| (A) SECTOR: | RANGE: | miles | (B) COW / GOAT SECTOR: | RANGE: | miles |
|-------------|--------|-------|------------------------|--------|-------|

| NOBLE GASES    | CALENDAR YEAR (mrad) |
|----------------|----------------------|
| Gamma Air Dose |                      |
| Beta Air Dose  |                      |
| Sector:        | Range: 0.97 miles    |

NOTE

The dose values above were calculated using actual meteorological data during the specified time interval with MET data reduced as per Reg. Guide 1.111, March 1976.

ST. LUCIE PLANT  
CHEMISTRY OPERATING PROCEDURE NO. C-200, REVISION 22  
OFFSITE DOSE CALCULATION MANUAL (ODCM)

**APPENDIX A**

**ECL, DOSE FACTOR**

**AND**

**HISTORICAL METEOROLOGICAL TABLES**

ST. LUCIE PLANT  
 CHEMISTRY OPERATING PROCEDURE NO. C-200, REVISION 22  
OFFSITE DOSE CALCULATION MANUAL (ODCM)

**TABLE L-1**  
**EFFLUENT CONCENTRATION LIMITS IN WATER**  
**IN UNRESTRICTED AREAS**

**NOTE**

If a nuclide is not listed below, refer to 10 CFR Part 20, Appendix B, Table 2 Effluent Concentrations Column 2 and use the most conservative ECL listed for the nuclide.

| Nuclide | ECL ( $\mu\text{Ci/ml}$ ) | Nuclide | ECL ( $\mu\text{Ci/ml}$ ) | Nuclide | ECL ( $\mu\text{Ci/ml}$ ) |
|---------|---------------------------|---------|---------------------------|---------|---------------------------|
| H-3     | 1 E-3                     | Y-90    | 7 E-6                     | Te-129  | 4 E-4                     |
| Na-24   | 5 E-5                     | Y-91m   | 2 E-3                     | Te-131m | 8 E-6                     |
| P-32    | 9 E-6                     | Y-91    | 8 E-6                     | Te-131  | 8 E-5                     |
| Cr-51   | 5 E-4                     | Y-92    | 4 E-5                     | Te-132  | 9 E-6                     |
| Mn-54   | 3 E-5                     | Y-93    | 2 E-5                     | I-130   | 2 E-5                     |
| Mn-56   | 7 E-5                     | Zr-95   | 2 E-5                     | I-131   | 1 E-6                     |
| Fe-55   | 1 E-4                     | Zr-97   | 9 E-6                     | I-132   | 1 E-4                     |
| Fe-59   | 1 E-5                     | Nb-95   | 3 E-5                     | I-133   | 7 E-6                     |
| Co-57   | 6 E-5                     | Nb-97   | 3 E-4                     | I-134   | 4 E-4                     |
| Co-58   | 2 E-5                     | Mo-99   | 2 E-5                     | I-135   | 3 E-5                     |
| Co-60   | 3 E-6                     | Tc-99m  | 1 E-3                     | Cs-134  | 9 E-7                     |
| Ni-65   | 1 E-4                     | Tc-101  | 2 E-3                     | Cs-136  | 6 E-6                     |
| Cu-64   | 2 E-4                     | Ru-103  | 3 E-5                     | Cs-137  | 1 E-6                     |
| Zn-65   | 5 E-6                     | Ru-105  | 7 E-5                     | Cs-138  | 4 E-4                     |
| Zn-69   | 8 E-4                     | Ru-106  | 3 E-6                     | Ba-139  | 2 E-4                     |
| Br-82   | 4 E-5                     | Ag-110  | 6 E-6                     | Ba-140  | 8 E-6                     |
| Br-83   | 9 E-4                     | Sn-113  | 3 E-5                     | Ba-141  | 3 E-4                     |
| Br-84   | 4 E-4                     | In-113m | 7 E-4                     | Ba-142  | 7 E-4                     |
| Rb-86   | 7 E-6                     | Sb-122  | 1 E-5                     | La-140  | 9 E-6                     |
| Rb-88   | 4 E-4                     | Sb-124  | 7 E-6                     | La-142  | 1 E-4                     |
| Rb-89   | 9 E-4                     | Sb-125  | 3 E-5                     | Ce-141  | 3 E-5                     |
| Sr-89   | 8 E-6                     | Te-125m | 2 E-5                     | Ce-143  | 2 E-5                     |
| Sr-90   | 5 E-7                     | Te-127m | 9 E-6                     | Ce-144  | 3 E-6                     |
| Sr-91   | 2 E-5                     | Te-127  | 1 E-4                     | Pr-144  | 6 E-4                     |
| Sr-92   | 4 E-5                     | Te-129m | 7 E-6                     | W-187   | 3 E-5                     |
|         |                           |         |                           | Np-239  | 2 E-5                     |

ST. LUCIE PLANT  
 CHEMISTRY OPERATING PROCEDURE NO. C-200, REVISION 22  
 OFFSITE DOSE CALCULATION MANUAL (ODCM)

**TABLE L-2**  
**ENVIRONMENTAL PATHWAY-DOSE CONVERSION FACTORS FOR LIQUID DISCHARGES**  
**PATHWAY - SALT WATER FISH AND SHELLFISH      AGE GROUP - ADULT**  
 ORGAN DOSE FACTOR      (MREM/HR PER  $\mu$ Ci/ML)

| NUCLIDE | BONE     | LIVER    | THYROID  | KIDNEY   | LUNG     | GI-LLI   | WHOLE BODY |
|---------|----------|----------|----------|----------|----------|----------|------------|
| H-3     | 0.       | 3.60E-01 | 3.60E-01 | 3.60E-01 | 3.60E-01 | 3.60E-01 | 3.60E-01   |
| NA-24   | 6.08E-01 | 6.08E-01 | 6.08E-01 | 6.08E-01 | 6.08E-01 | 6.08E-01 | 6.08E-01   |
| P-32    | 1.67E+07 | 1.05E+06 | 0.       | 0.       | 0.       | 1.88E+06 | 6.47E+05   |
| CR-51   | 0.       | 0.       | 3.34E+00 | 1.23E+00 | 7.42E+00 | 1.41E+03 | 5.59E+00   |
| MN-54   | 0.       | 7.07E+03 | 0.       | 2.10E+03 | 0.       | 2.17E+04 | 1.35E+03   |
| MN-56   | 0.       | 1.78E+02 | 0.       | 2.26E+02 | 0.       | 5.68E+03 | 3.17E+01   |
| FE-55   | 1.15E+05 | 5.19E+05 | 0.       | 0.       | 6.01E+05 | 2.03E+05 | 1.36E+05   |
| FE-59   | 8.08E+04 | 1.92E+05 | 0.       | 0.       | 5.32E+04 | 6.33E+05 | 7.29E+04   |
| CO-57   | 0.       | 1.42E+02 | 0.       | 0.       | 0.       | 3.60E+03 | 2.36E+02   |
| CO-58   | 0.       | 6.05E+02 | 0.       | 0.       | 0.       | 1.22E+04 | 1.35E+03   |
| CO-60   | 0.       | 1.74E+03 | 0.       | 0.       | 0.       | 3.26E+04 | 3.83E+03   |
| NI-65   | 2.02E+02 | 2.63E+01 | 0.       | 0.       | 0.       | 6.65E+02 | 1.20E+01   |
| CU-64   | 0.       | 2.15E+02 | 0.       | 5.41E+02 | 0.       | 1.83E+04 | 1.01E+02   |
| ZN-65   | 1.62E+05 | 5.13E+05 | 0.       | 3.43E+05 | 0.       | 3.23E+05 | 2.32E+05   |
| ZN-69   | 3.43E+02 | 6.60E+02 | 0.       | 4.27E+02 | 0.       | 9.87E+01 | 4.57E+01   |

Based on 1  $\mu$ Ci/sec release rate of each isotope in discharge flow of 1 cc/sec with no additional dilution

ST. LUCIE PLANT  
 CHEMISTRY OPERATING PROCEDURE NO. C-200, REVISION 22  
OFFSITE DOSE CALCULATION MANUAL (ODCM)

**TABLE L-2**  
**ENVIRONMENTAL PATHWAY-DOSE CONVERSION FACTORS FOR LIQUID DISCHARGES**  
**PATHWAY - SALT WATER FISH AND SHELLFISH      AGE GROUP - ADULT**  
 ORGAN DOSE FACTOR      (MREM/HR PER  $\mu$ Ci/ML)

| NUCLIDE | BONE     | LIVER    | THYROID | KIDNEY | LUNG | GI-LLI   | WHOLE BODY |
|---------|----------|----------|---------|--------|------|----------|------------|
| BR-82   | 0.       | 0.       | 0.      | 0.     | 0.   | 4.68E+00 | 4.08E+00   |
| BR-83   | 0.       | 0.       | 0.      | 0.     | 0.   | 1.05E-01 | 7.26E-02   |
| BR-84   | 0.       | 0.       | 0.      | 0.     | 0.   | 7.38E-07 | 9.42E-02   |
| BR-85   | 0.       | 0.       | 0.      | 0.     | 0.   | 0.       | 3.86E-03   |
| RB-86   | 0.       | 6.25E+02 | 0.      | 0.     | 0.   | 1.23E+02 | 2.91E+02   |
| RB-88   | 0.       | 1.79E+00 | 0.      | 0.     | 0.   | 0.       | 9.50E-01   |
| RB-89   | 0.       | 1.19E+00 | 0.      | 0.     | 0.   | 0.       | 8.38E-01   |
| SR-89   | 5.01E+03 | 0.       | 0.      | 0.     | 0.   | 8.01E+02 | 1.44E+02   |
| SR-90   | 1.23E+05 | 0.       | 0.      | 0.     | 0.   | 1.65E+03 | 3.02E+04   |
| SR-91   | 9.43E+01 | 0.       | 0.      | 0.     | 0.   | 4.75E+02 | 4.15E+00   |
| SR-92   | 3.50E+01 | 0.       | 0.      | 0.     | 0.   | 6.91E+02 | 1.51E+00   |
| Y-90    | 6.07E+00 | 0.       | 0.      | 0.     | 0.   | 6.43E+04 | 1.63E-01   |
| Y-91M   | 5.74E-02 | 0.       | 0.      | 0.     | 0.   | 1.68E-01 | 2.23E-03   |
| Y-91    | 8.89E+01 | 0.       | 0.      | 0.     | 0.   | 4.89E+04 | 2.38E+00   |
| Y-92    | 5.34E-01 | 0.       | 0.      | 0.     | 0.   | 9.33E+03 | 1.56E-02   |

Based on 1  $\mu$ Ci/sec release rate of each isotope in discharge flow of 1 cc/sec with no additional dilution

ST. LUCIE PLANT  
 CHEMISTRY OPERATING PROCEDURE NO. C-200, REVISION 22  
OFFSITE DOSE CALCULATION MANUAL (ODCM)

**TABLE L-2**  
**ENVIRONMENTAL PATHWAY-DOSE CONVERSION FACTORS FOR LIQUID DISCHARGES**  
**PATHWAY - SALT WATER FISH AND SHELLFISH AGE GROUP - ADULT**  
 ORGAN DOSE FACTOR (MREM/HR PER  $\mu$ Ci/ML)

| NUCLIDE | BONE     | LIVER    | THYROID  | KIDNEY   | LUNG     | GI-LLI   | WHOLE BODY |
|---------|----------|----------|----------|----------|----------|----------|------------|
| Y-93    | 1.69E+00 | 0.       | 0.       | 0.       | 0.       | 5.36E+04 | 4.67E-02   |
| ZR-95   | 1.60E+01 | 5.13E+00 | 0.       | 8.09E+00 | 0.       | 1.59E+04 | 3.47E+00   |
| ZR-97   | 8.82E-01 | 1.78E-01 | 0.       | 2.69E-01 | 0.       | 5.51E+04 | 8.19E-02   |
| NB-95   | 4.48E+02 | 2.49E+02 | 0.       | 2.47E+02 | 0.       | 1.51E+06 | 9.79E+01   |
| NB-97   | 3.76E+00 | 9.50E-01 | 0.       | 1.11E+00 | 0.       | 3.51E+03 | 3.47E-01   |
| MO-99   | 0.       | 1.28E+02 | 0.       | 2.90E+02 | 0.       | 2.97E+02 | 2.43E+01   |
| TC-99M  | 1.30E-02 | 3.67E-02 | 0.       | 5.57E-01 | 1.80E-02 | 2.17E+01 | 4.67E-01   |
| TC-101  | 1.33E-02 | 1.93E-02 | 0.       | 3.47E-01 | 9.82E-03 | 0.       | 1.89E-01   |
| RU-103  | 1.07E+02 | 0.       | 0.       | 4.09E+02 | 0.       | 1.25E+04 | 4.61E+01   |
| RU-105  | 8.90E+00 | 0.       | 0.       | 1.15E+02 | 0.       | 5.44E+03 | 3.51E+00   |
| RU-106  | 1.59E+03 | 0.       | 0.       | 3.08E+03 | 0.       | 1.03E+05 | 2.01E+02   |
| AG-110  | 1.57E+03 | 1.45E+03 | 0.       | 2.85E+03 | 0.       | 5.92E+05 | 8.62E+02   |
| SB-124  | 2.78E+02 | 5.23E+00 | 6.71E-01 | 0.       | 2.15E+02 | 7.85E+03 | 1.10E+02   |
| SB-125  | 2.20E+02 | 2.37E+00 | 1.96E-01 | 0.       | 2.30E+04 | 1.95E+03 | 4.42E+01   |
| TE-125M | 2.17E+02 | 7.89E+01 | 6.54E+01 | 8.83E+02 | 0.       | 8.67E+02 | 2.91E+01   |

Based on 1  $\mu$ Ci/sec release rate of each isotope in discharge flow of 1 cc/sec with no additional dilution

ST. LUCIE PLANT  
 CHEMISTRY OPERATING PROCEDURE NO. C-200, REVISION 22  
OFFSITE DOSE CALCULATION MANUAL (ODCM)

**TABLE L-2**  
**ENVIRONMENTAL PATHWAY-DOSE CONVERSION FACTORS FOR LIQUID DISCHARGES**  
**PATHWAY - SALT WATER FISH AND SHELLFISH      AGE GROUP - ADULT**  
 ORGAN DOSE FACTOR      (MREM/HR PER  $\mu$ Ci/ML)

| NUCLIDE | BONE     | LIVER    | THYROID  | KIDNEY   | LUNG     | GI-LLI   | WHOLE BODY |
|---------|----------|----------|----------|----------|----------|----------|------------|
| TE-127M | 5.50E+02 | 1.92E+02 | 1.40E+02 | 2.23E+03 | 0.       | 1.84E+03 | 6.70E+01   |
| TE-127  | 8.92E+00 | 3.20E+00 | 6.61E+00 | 3.63E+01 | 0.       | 7.04E+02 | 1.93E+00   |
| TE-129M | 9.32E+02 | 3.49E+02 | 3.20E+02 | 3.89E+03 | 0.       | 4.69E+03 | 1.48E+02   |
| TE-129  | 2.55E+00 | 9.65E-01 | 1.95E+00 | 1.07E+01 | 0.       | 1.92E+00 | 6.21E-01   |
| TE-131M | 1.41E+02 | 6.87E+01 | 1.09E+02 | 6.95E+02 | 0.       | 6.81E+03 | 5.72E+01   |
| TE-131  | 1.60E+00 | 6.68E-01 | 1.31E+00 | 7.00E+00 | 0.       | 2.39E-01 | 5.04E-01   |
| TE-132  | 2.05E+03 | 1.33E+02 | 1.46E+02 | 1.28E+03 | 0.       | 6.25E+03 | 1.24E+02   |
| I-130   | 3.98E+01 | 1.18E+02 | 1.50E+04 | 1.83E+02 | 0.       | 1.01E+02 | 4.63E+01   |
| I-131   | 2.18E+02 | 3.13E+02 | 1.02E+05 | 5.36E+02 | 0.       | 8.24E+01 | 1.79E+02   |
| I-132   | 1.07E+01 | 2.85E+01 | 3.76E+03 | 4.55E+01 | 0.       | 5.36E+00 | 1.01E+01   |
| I-133   | 7.51E+01 | 1.30E+02 | 2.51E+04 | 2.27E+02 | 0.       | 1.15E+02 | 3.98E+01   |
| I-134   | 5.57E+00 | 1.51E+01 | 1.96E+03 | 2.41E+01 | 0.       | 1.32E-02 | 5.41E+00   |
| I-135   | 2.33E+01 | 6.14E+01 | 8.03E+03 | 9.77E+01 | 0.       | 6.88E+01 | 2.25E+01   |
| CS-134  | 6.85E+03 | 1.63E+04 | 0.       | 5.29E+03 | 1.75E+03 | 2.85E+02 | 1.33E+04   |
| CS-136  | 7.17E+02 | 2.83E+03 | 0.       | 1.58E+03 | 2.16E+02 | 3.22E+02 | 2.04E+03   |

Based on 1  $\mu$ Ci/sec release rate of each isotope in discharge flow of 1 cc/sec with no additional dilution

ST. LUCIE PLANT  
 CHEMISTRY OPERATING PROCEDURE NO. C-200, REVISION 22  
OFFSITE DOSE CALCULATION MANUAL (ODCM)

**TABLE L-2**  
**ENVIRONMENTAL PATHWAY-DOSE CONVERSION FACTORS FOR LIQUID DISCHARGES**  
**PATHWAY - SALT WATER FISH AND SHELLFISH      AGE GROUP - ADULT**  
 ORGAN DOSE FACTOR    (MREM/HR PER  $\mu$ Ci/ML)

| NUCLIDE | BONE     | LIVER    | THYROID | KIDNEY   | LUNG     | GI-LLI   | WHOLE BODY |
|---------|----------|----------|---------|----------|----------|----------|------------|
| CS-137  | 8.79E+03 | 1.20E+04 | 0.      | 4.09E+03 | 1.36E+03 | 2.31E+02 | 7.88E+03   |
| CS-138  | 6.08E+00 | 1.20E+01 | 0.      | 8.84E+00 | 8.73E-01 | 5.12E-05 | 5.96E+00   |
| BA-139  | 7.87E+00 | 5.61E-03 | 0.      | 5.24E-03 | 3.18E-03 | 1.39E+01 | 2.30E-01   |
| BA-140  | 1.65E+03 | 2.07E+00 | 0.      | 7.04E-01 | 1.18E+00 | 3.39E+03 | 1.09E+02   |
| BA-141  | 0.       | 2.89E-03 | 0.      | 2.68E-03 | 1.64E-03 | 1.80E-09 | 1.29E-01   |
| BA-142  | 1.73E+00 | 1.78E-03 | 0.      | 1.50E-03 | 1.01E-03 | 0.       | 1.09E-01   |
| LA-140  | 1.58E+00 | 7.95E-01 | 0.      | 0.       | 0.       | 5.83E+04 | 2.11E-01   |
| LA-142  | 8.07E-02 | 3.67E-02 | 0.      | 0.       | 0.       | 2.68E+02 | 9.15E-03   |
| CE-141  | 3.43E+00 | 2.32E+00 | 0.      | 1.08E+00 | 0.       | 8.87E+03 | 2.63E-01   |
| CE-143  | 6.05E-01 | 4.47E+02 | 0.      | 1.97E-01 | 0.       | 1.67E+04 | 4.95E-02   |
| CE-144  | 1.79E+02 | 7.48E+01 | 0.      | 4.43E+01 | 0.       | 6.05E+04 | 9.60E+00   |
| PR-144  | 1.91E-02 | 7.88E-03 | 0.      | 4.45E-03 | 0.       | 2.73E-09 | 9.65E-04   |
| W-187   | 9.17E+00 | 7.68E+00 | 0.      | 0.       | 0.       | 2.51E+03 | 2.69E+00   |
| NP-239  | 3.56E-02 | 3.50E-03 | 0.      | 1.08E-02 | 0.       | 7.12E+02 | 1.92E-03   |

Based on 1  $\mu$ Ci/sec release rate of each isotope in discharge flow of 1 cc/sec with no additional dilution



ST. LUCIE PLANT  
 CHEMISTRY OPERATING PROCEDURE NO. C-200, REVISION 22  
OFFSITE DOSE CALCULATION MANUAL (ODCM)

**TABLE L-3**  
**ENVIRONMENTAL PATHWAY-DOSE CONVERSION FACTORS FOR LIQUID DISCHARGES**  
**PATHWAY - SALT WATER FISH AND SHELLFISH      AGE GROUP - TEENAGER**  
 ORGAN DOSE FACTOR (MREM/HR PER  $\mu\text{Ci}/\text{ML}$ )

| NUCLIDE | BONE     | LIVER    | THYROID  | KIDNEY   | LUNG     | GI-LLI   | WHOLE BODY |
|---------|----------|----------|----------|----------|----------|----------|------------|
| H---3   | 0.       | 2.17E-01 | 2.17E-01 | 2.74E-01 | 2.17E-01 | 2.17E-01 | 2.17E-01   |
| NA--24  | 4.63E-01 | 4.63E-01 | 4.63E-01 | 4.63E-01 | 4.63E-01 | 4.63E-01 | 4.63E-01   |
| P---32  | 1.27E+07 | 7.98E+05 | 0.       | 0.       | 0.       | 1.43E+06 | 4.93E+05   |
| CR--51  | 0.       | 0.       | 2.54E+00 | 9.38E-01 | 5.64E+00 | 1.07E+03 | 4.25E+00   |
| MN--54  | 0.       | 5.38E+03 | 0.       | 1.60E+03 | 0.       | 1.65E+04 | 1.03E+03   |
| MN--56  | 0.       | 1.36E+02 | 0.       | 1.72E+02 | 0.       | 4.32E+03 | 2.42E+01   |
| FE--55  | 8.78E+04 | 3.95E+05 | 0.       | 0.       | 4.57E+05 | 1.54E+05 | 1.04E+05   |
| FE--59  | 6.14E+04 | 1.46E+05 | 0.       | 0.       | 4.05E+04 | 4.81E+05 | 5.55E+04   |
| CO--57  | 0.       | 1.08E+02 | 0.       | 0.       | 0.       | 2.74E+03 | 1.79E+02   |
| CO--58  | 0.       | 6.12E+02 | 0.       | 0.       | 0.       | 8.26E+03 | 1.39E+03   |
| CO--60  | 0.       | 1.70E+03 | 0.       | 0.       | 0.       | 2.04E+04 | 3.88E+03   |
| NI--65  | 1.54E+02 | 2.00E+01 | 0.       | 0.       | 0.       | 5.07E+02 | 9.11E+00   |
| CU--64  | 0.       | 1.64E+02 | 0.       | 4.12E+02 | 0.       | 1.39E+04 | 7.69E+01   |
| ZN--65  | 1.23E+05 | 3.90E+05 | 0.       | 2.61E+05 | 0.       | 2.46E+05 | 1.77E+05   |
| ZN--69  | 2.61E+02 | 5.02E+02 | 0.       | 3.24E+02 | 0.       | 7.50E+01 | 3.47E+01   |
| BR--82  | 0.       | 0.       | 0.       | 0.       | 0.       | 3.55E+00 | 3.10E+00   |
| BR--83  | 0.       | 0.       | 0.       | 0.       | 0.       | 7.95E-02 | 5.52E-02   |
| BR--84  | 0.       | 0.       | 0.       | 0.       | 0.       | 5.61E-07 | 7.16E-02   |
| BR--85  | 0.       | 0.       | 0.       | 0.       | 0.       | 0.       | 2.94E-03   |

Based on 1  $\mu\text{Ci}/\text{sec}$  release rate of each isotope in discharge flow of 1 cc/sec with no additional dilution

ST. LUCIE PLANT  
 CHEMISTRY OPERATING PROCEDURE NO. C-200, REVISION 22  
 OFFSITE DOSE CALCULATION MANUAL (ODCM)

**TABLE L-3**  
**ENVIRONMENTAL PATHWAY-DOSE CONVERSION FACTORS FOR LIQUID DISCHARGES**  
**PATHWAY - SALT WATER FISH AND SHELLFISH      AGE GROUP - TEENAGER**  
 ORGAN DOSE FACTOR (MREM/HR PER  $\mu$ Ci/ML)

| NUCLIDE | BONE     | LIVER    | THYROID | KIDNEY   | LUNG     | GI-LLI   | WHOLE BODY |
|---------|----------|----------|---------|----------|----------|----------|------------|
| RB--86  | 0.       | 4.76E+02 | 0.      | 0.       | 0.       | 9.37E+01 | 2.22E+02   |
| RB--88  | 0.       | 1.37E+00 | 0.      | 0.       | 0.       | 0.       | 7.23E-01   |
| RB--89  | 0.       | 9.04E-01 | 0.      | 0.       | 0.       | 0.       | 6.38E-01   |
| SR--89  | 5.67E+03 | 0.       | 0.      | 0.       | 0.       | 6.15E+02 | 1.63E+02   |
| SR--90  | 1.28E+05 | 0.       | 0.      | 0.       | 0.       | 2.71E+03 | 3.17E+04   |
| SR--91  | 7.18E+01 | 0.       | 0.      | 0.       | 0.       | 3.61E+02 | 3.16E+00   |
| SR--92  | 2.66E+01 | 0.       | 0.      | 0.       | 0.       | 5.25E+02 | 1.15E+00   |
| Y---90  | 1.58E+01 | 0.       | 0.      | 0.       | 1.80E+04 | 5.23E+04 | 4.25E-01   |
| Y--91M  | 4.36E-02 | 0.       | 0.      | 0.       | 0.       | 1.28E-01 | 1.69E-03   |
| Y---91  | 9.40E+01 | 0.       | 0.      | 0.       | 0.       | 3.61E+04 | 2.51E+00   |
| Y---92  | 4.06E-01 | 0.       | 0.      | 0.       | 0.       | 7.10E+03 | 1.18E-02   |
| Y---93  | 1.29E+00 | 0.       | 0.      | 0.       | 0.       | 4.08E+04 | 3.55E-02   |
| ZR--95  | 1.49E+01 | 4.96E+00 | 0.      | 6.16E+00 | 0.       | 1.07E+04 | 3.46E+00   |
| ZR--97  | 6.72E-01 | 1.36E-01 | 0.      | 2.05E-01 | 0.       | 4.20E+04 | 6.24E-02   |
| NB--95  | 3.97E+02 | 2.39E+02 | 0.      | 1.88E+02 | 0.       | 9.76E+05 | 1.35E+02   |
| NB--97  | 2.87E+00 | 7.24E-01 | 0.      | 8.45E-01 | 0.       | 2.67E+03 | 2.64E-01   |
| MO--99  | 0.       | 9.74E+01 | 0.      | 2.21E+02 | 0.       | 2.26E+02 | 1.85+01    |
| TC-99M  | 9.87E-03 | 2.79E-02 | 0.      | 4.24E-01 | 1.37E-02 | 1.65E+01 | 3.56E-01   |
| TC-101  | 1.02E-02 | 1.47E-02 | 0.      | 2.64E-01 | 7.47E-03 | 0.       | 1.44E-01   |

Based on 1  $\mu$ Ci/sec release rate of each isotope in discharge flow of 1 cc/sec with no additional dilution

ST. LUCIE PLANT  
 CHEMISTRY OPERATING PROCEDURE NO. C-200, REVISION 22  
 OFFSITE DOSE CALCULATION MANUAL (ODCM)

**TABLE L-3**  
**ENVIRONMENTAL PATHWAY-DOSE CONVERSION FACTORS FOR LIQUID DISCHARGES**  
**PATHWAY - SALT WATER FISH AND SHELLFISH      AGE GROUP - TEENAGER**  
 ORGAN DOSE FACTOR    (MREM/HR PER  $\mu$ Ci/ML)

| NUCLIDE | BONE     | LIVER    | THYROID  | KIDNEY   | LUNG     | GI-LLI   | WHOLE BODY |
|---------|----------|----------|----------|----------|----------|----------|------------|
| RU-103  | 1.04E+02 | 0.       | 0.       | 3.11E+02 | 0.       | 8.13E+03 | 4.66E+01   |
| RU-105  | 6.77E+00 | 0.       | 0.       | 8.74E+01 | 0.       | 4.14E+03 | 2.67E+00   |
| RU-106  | 1.76E+03 | 0.       | 0.       | 2.34E+03 | 0.       | 7.95E+04 | 2.21E+02   |
| AG110   | 1.19E+03 | 1.10E+03 | 0.       | 2.17E+03 | 0.       | 4.51E+05 | 6.56E+02   |
| SB-124  | 2.11E+02 | 3.99E+00 | 5.11E-01 | 0.       | 1.64E+02 | 5.98E+03 | 8.35E+01   |
| SB-125  | 1.68E+02 | 1.81E+00 | 1.49E-01 | 0.       | 1.75E+04 | 1.48E+03 | 3.37E+01   |
| TE 125M | 2.36E+02 | 8.45E+01 | 6.66E+01 | 6.72E+02 | 0.       | 6.60E+02 | 3.13E+01   |
| TE 127M | 4.18E+02 | 1.46E+02 | 1.07E+02 | 1.70E+03 | 0.       | 1.40E+03 | 5.09E+01   |
| TE-127  | 9.31E+00 | 3.28E+00 | 6.35E+00 | 2.76E+01 | 0.       | 7.52E+02 | 1.99E+00   |
| TE 129M | 1.02E+03 | 3.79E+02 | 3.27E+02 | 2.96E+03 | 0.       | 3.58E+03 | 1.61E+02   |
| TE-129  | 1.94E+00 | 7.34E-01 | 1.49E+00 | 8.14E+00 | 0.       | 1.46E+00 | 4.72E-01   |
| TE 131M | 1.07E+02 | 5.22E+01 | 8.26E+01 | 5.29E+02 | 0.       | 5.18E+03 | 4.35E+01   |
| TE-131  | 1.21E+00 | 5.08E-01 | 9.99E-01 | 5.33E+00 | 0.       | 1.82E-01 | 3.83E-01   |
| TE-132  | 2.19E+02 | 1.37E+02 | 1.46E+02 | 9.74E+02 | 0.       | 4.93E+03 | 1.30E+02   |
| I--130  | 3.03E+01 | 8.95E+01 | 1.14E+04 | 1.39E+02 | 0.       | 7.67E+01 | 3.52E+01   |
| I--131  | 2.23E+02 | 3.14E+02 | 9.07E+04 | 4.08E+02 | 0.       | 5.95E+01 | 1.87E+02   |
| I--132  | 8.11E+00 | 2.17E+01 | 2.86E+03 | 3.46E+01 | 0.       | 4.08E+00 | 7.71E+00   |
| I--133  | 8.11E+01 | 1.37E+02 | 2.50E+04 | 1.73E+02 | 0.       | 9.99E+01 | 4.24E+01   |
| I--134  | 4.24E+00 | 1.15E+01 | 1.49E+03 | 1.83E+01 | 0.       | 1.00E-02 | 4.12E+00   |

Based on 1  $\mu$ Ci/sec release rate of each isotope in discharge flow of 1 cc/sec with no additional dilution

ST. LUCIE PLANT  
 CHEMISTRY OPERATING PROCEDURE NO. C-200, REVISION 22  
OFFSITE DOSE CALCULATION MANUAL (ODCM)

**TABLE L-3**  
**ENVIRONMENTAL PATHWAY-DOSE CONVERSION FACTORS FOR LIQUID DISCHARGES**  
**PATHWAY - SALT WATER FISH AND SHELLFISH      AGE GROUP - TEENAGER**  
 ORGAN DOSE FACTOR      (MREM/HR PER  $\mu$ Ci/ML)

| NUCLIDE | BONE     | LIVER    | THYROID  | KIDNEY   | LUNG     | GI-LLI   | WHOLE BODY |
|---------|----------|----------|----------|----------|----------|----------|------------|
| I-135   | 1.77E+01 | 4.68E+01 | 6.11E+03 | 7.43E+01 | 0.       | 5.23E+01 | 1.71E+01   |
| CS-134  | 6.75E+03 | 1.63E+04 | 0.       | 4.03E+03 | 1.97E+03 | 1.88E+02 | 7.60E+03   |
| CS-136  | 5.46E+02 | 2.16E+03 | 0.       | 1.20E+03 | 1.65E+02 | 2.45E+02 | 1.55E+03   |
| CS-137  | 8.98E+03 | 1.21E+04 | 0.       | 3.11E+03 | 1.60E+03 | 1.61E+02 | 4.24E+03   |
| CS-138  | 4.63E+00 | 9.15E+00 | 0.       | 6.73E+00 | 6.65E-01 | 3.90E-05 | 4.54E+00   |
| BA-139  | 5.99E+00 | 4.27E-03 | 0.       | 3.99E-03 | 2.42E-03 | 1.06E+01 | 1.75E-01   |
| BA-140  | 1.75E+03 | 2.15E+00 | 0.       | 5.35E-01 | 1.44E+00 | 2.55E+02 | 1.12E+02   |
| BA-141  | 0.       | 2.20E-03 | 0.       | 2.04E-03 | 1.25E-03 | 1.37E-09 | 9.80E-02   |
| BA-142  | 1.31E+00 | 1.35E-03 | 0.       | 1.14E-03 | 7.64E-04 | 0.       | 8.26E-02   |
| LA-140  | 1.67E+00 | 8.25E-01 | 0.       | 0.       | 0.       | 4.55E+04 | 2.18E-01   |
| LA-142  | 6.14E-02 | 2.79E-02 | 0.       | 0.       | 0.       | 2.04E+02 | 6.95E-03   |
| CE-141  | 3.51E+00 | 2.36E+00 | 0.       | 8.19E-01 | 0.       | 6.38E+03 | 2.70E-01   |
| CE-143  | 4.60E-01 | 3.40E+02 | 0.       | 1.50E-01 | 0.       | 1.27E+04 | 3.76E-02   |
| CE-144  | 2.01E+02 | 8.25E+01 | 0.       | 3.37E+01 | 0.       | 4.74E+04 | 1.07E+01   |
| PR-144  | 1.45E-02 | 5.99E-03 | 0.       | 3.39E-03 | 0.       | 2.08E-09 | 7.34E-04   |
| W-187   | 6.98E+00 | 5.85E+00 | 0.       | 0.       | 0.       | 1.91E+03 | 2.05E+00   |
| NP-239  | 2.71E-02 | 2.67E-03 | 0.       | 8.25E-03 | 0.       | 5.43E+02 | 1.46E-03   |

Based on 1  $\mu$ Ci/sec release rate of each isotope in discharge flow of 1 cc/sec with no additional dilution

ST. LUCIE PLANT  
 CHEMISTRY OPERATING PROCEDURE NO. C-200, REVISION 22  
OFFSITE DOSE CALCULATION MANUAL (ODCM)

**TABLE L-4**  
**ENVIRONMENTAL PATHWAY-DOSE CONVERSION FACTORS FOR LIQUID DISCHARGES**  
**PATHWAY - SALT WATER FISH AND SHELLFISH      AGE GROUP - CHILD**  
 ORGAN DOSE FACTOR      (MREM/HR PER  $\mu$ Ci/ML)

| NUCLIDE | BONE     | LIVER    | THYROID  | KIDNEY   | LUNG     | GI-LI    | WHOLE BODY |
|---------|----------|----------|----------|----------|----------|----------|------------|
| H---3   | 0.       | 1.81E-01 | 1.81E-01 | 1.19E-01 | 1.81E-01 | 1.81E-01 | 1.81E-01   |
| NA--24  | 2.03E-01 | 2.03E-01 | 2.03E-01 | 2.03E-01 | 2.03E-01 | 2.03E-01 | 2.03E-01   |
| P---32  | 5.53E+06 | 3.47E+05 | 0.       | 0.       | 0.       | 6.22E+05 | 2.14E+05   |
| CR--51  | 0.       | 0.       | 1.12E+00 | 4.13E-01 | 2.48E+00 | 4.70E+02 | 1.87E+00   |
| MN--54  | 0.       | 2.34E+03 | 0.       | 6.95E+02 | 0.       | 7.15E+03 | 4.46E+02   |
| MN--56  | 0.       | 5.88E+01 | 0.       | 7.46E+01 | 0.       | 1.88E+03 | 1.05E+01   |
| FE--55  | 3.87E+04 | 1.74E+05 | 0.       | 0.       | 2.02E+05 | 6.81E+04 | 4.58E+04   |
| FE--59  | 2.71E+04 | 6.43E+04 | 0.       | 0.       | 1.79E+04 | 2.12E+05 | 2.45E+04   |
| CO--57  | 0.       | 4.78E+01 | 0.       | 0.       | 0.       | 1.21E+03 | 7.94E+01   |
| CO--58  | 0.       | 5.05E+02 | 0.       | 0.       | 0.       | 3.00E+03 | 1.52E+03   |
| CO--60  | 0.       | 1.41E+03 | 0.       | 0.       | 0.       | 7.80E+03 | 4.23E+03   |
| NI--65  | 6.73E+01 | 8.74E+00 | 0.       | 0.       | 0.       | 2.22E+02 | 3.98E+00   |
| CU--64  | 0.       | 7.15E+01 | 0.       | 1.80E+02 | 0.       | 6.09E+03 | 3.36E+01   |
| ZN--65  | 5.47E+04 | 1.74E+05 | 0.       | 1.16E+05 | 0.       | 1.09E+05 | 7.86E+04   |
| ZN--69  | 1.16E+02 | 2.23E+02 | 0.       | 1.44E+02 | 0.       | 3.34E+01 | 1.55E+01   |
| BR--82  | 0.       | 0.       | 0.       | 0.       | 0.       | 1.59E+00 | 1.39E+00   |
| BR--83  | 0.       | 0.       | 0.       | 0.       | 0.       | 3.55E-02 | 2.47E-02   |
| BR--84  | 0.       | 0.       | 0.       | 0.       | 0.       | 2.51E-07 | 3.20E-02   |
| BR--85  | 0.       | 0.       | 0.       | 0.       | 0.       | 0.       | 1.31E-03   |

Based on 1  $\mu$ Ci/sec release rate of each isotope in discharge flow of 1 cc/sec with no additional dilution

ST. LUCIE PLANT  
 CHEMISTRY OPERATING PROCEDURE NO. C-200, REVISION 22  
OFFSITE DOSE CALCULATION MANUAL (ODCM)

**TABLE L-4**  
**ENVIRONMENTAL PATHWAY-DOSE CONVERSION FACTORS FOR LIQUID DISCHARGES**  
**PATHWAY - SALT WATER FISH AND SHELLFISH      AGE GROUP - CHILD**  
 ORGAN DOSE FACTOR      (MREM/HR PER  $\mu$ Ci/ML)

| NUCLIDE | BONE     | LIVER    | THYROID | KIDNEY   | LUNG     | GI-LLI   | WHOLE BODY |
|---------|----------|----------|---------|----------|----------|----------|------------|
| RB--86  | 0.       | 2.08E+02 | 0.      | 0.       | 0.       | 4.09E+01 | 9.68E+01   |
| RB--88  | 0.       | 5.96E-01 | 0.      | 0.       | 0.       | 0.       | 3.16E-01   |
| RB--89  | 0.       | 3.95E-01 | 0.      | 0.       | 0.       | 0.       | 2.78E-01   |
| SR--89  | 7.53E+03 | 0.       | 0.      | 0.       | 0.       | 2.81E+02 | 2.16E+02   |
| SR--90  | 9.39E+04 | 0.       | 0.      | 0.       | 0.       | 1.25E+03 | 2.38E+04   |
| SR--91  | 3.18E+01 | 0.       | 0.      | 0.       | 0.       | 1.60E+02 | 1.40E+00   |
| SR--92  | 1.18E+01 | 0.       | 0.      | 0.       | 0.       | 2.33E+02 | 5.08E-01   |
| Y---90  | 9.00E+00 | 0.       | 0.      | 0.       | 0.       | 2.57E+04 | 2.42E-01   |
| Y--91M  | 1.95E-02 | 0.       | 0.      | 0.       | 0.       | 5.71E-02 | 7.55E-04   |
| Y---91  | 1.25E+02 | 0.       | 0.      | 0.       | 0.       | 1.66E+04 | 3.34E+00   |
| Y---92  | 1.81E-01 | 0.       | 0.      | 0.       | 0.       | 3.16E+03 | 5.28E-03   |
| Y---93  | 5.73E-01 | 0.       | 0.      | 0.       | 0.       | 1.82E+04 | 1.58E-02   |
| ZR--95  | 1.80E+01 | 4.19E+00 | 0.      | 2.67E+00 | 0.       | 4.33E+03 | 3.81E+00   |
| ZR--97  | 2.91E-01 | 5.87E-02 | 0.      | 8.86E-02 | 0.       | 1.82E+04 | 2.70E-02   |
| NB--95  | 4.61E+02 | 1.97E+02 | 0.      | 8.11E+01 | 0.       | 3.41E+05 | 1.45E+02   |
| NB--97  | 1.24E+00 | 3.12E-01 | 0.      | 3.64E-01 | 0.       | 1.15E+03 | 1.14E-01   |
| MO--99  | 0.       | 4.23E+01 | 0.      | 9.59E+01 | 0.       | 9.81E+01 | 8.05E+00   |
| TC-99M  | 4.34E-03 | 1.23E-02 | 0.      | 1.86E-01 | 6.01E-03 | 7.26E+00 | 1.57E-01   |
| TC-101  | 4.47E-03 | 6.45E-03 | 0.      | 1.16E-01 | 3.29E-03 | 0.       | 6.33E-02   |

Based on 1  $\mu$ Ci/sec release rate of each isotope in discharge flow of 1 cc/sec with no additional dilution

ST. LUCIE PLANT  
 CHEMISTRY OPERATING PROCEDURE NO. C-200, REVISION 22  
OFFSITE DOSE CALCULATION MANUAL (ODCM)

**TABLE L-4**  
**ENVIRONMENTAL PATHWAY-DOSE CONVERSION FACTORS FOR LIQUID DISCHARGES**  
**PATHWAY - SALT WATER FISH AND SHELLFISH      AGE GROUP - CHILD**  
**ORGAN DOSE FACTOR      (MREM/HR PER  $\mu$ Ci/ML)**

| NUCLIDE | BONE     | LIVER    | THYROID  | KIDNEY   | LUNG     | GI-LLI   | WHOLE BODY |
|---------|----------|----------|----------|----------|----------|----------|------------|
| RU-103  | 1.33E+02 | 0.       | 0.       | 1.39E+02 | 0.       | 3.50E+03 | 5.38E+01   |
| RU-105  | 3.03E+00 | 0.       | 0.       | 3.91E+01 | 0.       | 1.85E+03 | 1.19E+00   |
| RU-106  | 2.34E+03 | 0.       | 0.       | 1.05E+03 | 0.       | 3.63E+04 | 2.91E+02   |
| AG110   | 5.18E+02 | 4.80E+02 | 0.       | 9.43E+02 | 0.       | 1.96E+05 | 2.85E+02   |
| SB-124  | 9.13E+01 | 1.72E+00 | 2.21E-01 | 0.       | 7.08E+01 | 2.58E+03 | 3.61E+01   |
| SB-125  | 7.24E+01 | 7.80E-01 | 6.43E-02 | 0.       | 7.57E+03 | 6.40E+02 | 1.46E+01   |
| TE 125M | 3.11E+02 | 8.43E+01 | 8.73E+01 | 2.97E+02 | 0.       | 3.00E+02 | 4.15E+01   |
| TE 127M | 1.85E+02 | 6.47E+01 | 4.72E+01 | 7.50E+02 | 0.       | 6.19E+02 | 2.25E+01   |
| TE-127  | 1.23E+01 | 3.27E+00 | 8.46E+00 | 1.22E+01 | 0.       | 5.24E+02 | 2.63E+00   |
| TE129M  | 1.35E+03 | 3.77E+02 | 4.31E+02 | 1.31E+03 | 0.       | 1.63E+03 | 2.09E+02   |
| TE-129  | 8.59E-01 | 3.25E-01 | 6.58E-01 | 3.60E+00 | 0.       | 6.47E-01 | 2.09E-01   |
| TE131M  | 4.75E+01 | 2.31E+01 | 3.66E+01 | 2.34E+02 | 0.       | 2.29E+03 | 1.93E+01   |
| TE-131  | 5.38E-01 | 2.25E-01 | 4.42E-01 | 2.36E+00 | 0.       | 8.05E-02 | 1.70E-01   |
| TE-132  | 2.78E+02 | 1.23E+02 | 1.81E+02 | 4.31E+02 | 0.       | 2.15E+03 | 1.48E+02   |
| I--130  | 1.33E+01 | 3.94E+01 | 5.01E+03 | 6.12E+01 | 0.       | 3.38E+01 | 1.55E+01   |
| I--131  | 2.87E+02 | 2.94E+02 | 9.55E+04 | 1.79E+02 | 0.       | 2.51E+01 | 2.22E+02   |
| I--132  | 3.57E+00 | 9.55E+00 | 1.26E+03 | 1.52E+01 | 0.       | 1.79E+00 | 3.39E+00   |
| I--133  | 1.05E+02 | 1.30E+02 | 3.13E+04 | 7.61E+01 | 0.       | 5.26E+01 | 5.10E+01   |
| I--134  | 1.86E+00 | 5.06E+00 | 6.58E+02 | 8.07E+00 | 0.       | 4.41E-03 | 1.81E+00   |

Based on 1  $\mu$ Ci/sec release rate of each isotope in discharge flow of 1 cc/sec with no additional dilution

ST. LUCIE PLANT  
 CHEMISTRY OPERATING PROCEDURE NO. C-200, REVISION 22  
 OFFSITE DOSE CALCULATION MANUAL (ODCM)

**TABLE L-4**  
**ENVIRONMENTAL PATHWAY-DOSE CONVERSION FACTORS FOR LIQUID DISCHARGES**  
**PATHWAY - SALT WATER FISH AND SHELLFISH      AGE GROUP - CHILD**  
 ORGAN DOSE FACTOR      (MREM/HR PER  $\mu$ Ci/ML)

| NUCLIDE | BONE     | LIVER    | THYROID  | KIDNEY   | LUNG     | GI-LLI   | WHOLE BODY |
|---------|----------|----------|----------|----------|----------|----------|------------|
| I-135   | 7.79E+00 | 2.06E+01 | 2.69E+03 | 3.27E+01 | 0.       | 2.30E+01 | 7.54E+00   |
| CS-134  | 8.14E+03 | 1.37E+04 | 0.       | 1.75E+03 | 1.52E+03 | 7.42E+01 | 2.92E+03   |
| CS-136  | 2.37E+02 | 9.34E+02 | 0.       | 5.20E+02 | 7.13E+01 | 1.06E+02 | 6.73E+02   |
| CS-137  | 1.13E+04 | 1.10E+04 | 0.       | 1.35E+03 | 1.29E+03 | 6.69E+01 | 1.64E+03   |
| CS-138  | 2.01E+00 | 3.96E+00 | 0.       | 2.92E+00 | 2.88E-01 | 1.69E-05 | 1.97E+00   |
| BA-139  | 2.65E+00 | 1.89E-03 | 0.       | 1.77E-03 | 1.07E-03 | 4.69E+00 | 7.75E-02   |
| BA-140  | 2.25E+03 | 1.98E+00 | 0.       | 2.37E-01 | 1.18E+00 | 1.15E+02 | 1.32E+02   |
| BA-141  | 0.       | 9.71E-04 | 0.       | 9.03E-04 | 5.51E-04 | 6.06E-10 | 4.34E-02   |
| BA-142  | 5.81E-01 | 5.98E-04 | 0.       | 5.05E-04 | 3.38E-04 | 0.       | 3.66E-02   |
| LA-140  | 2.16E+00 | 7.52E-01 | 0.       | 0.       | 0.       | 2.14E+04 | 2.54E-01   |
| LA-142  | 2.74E-02 | 1.24E-02 | 0.       | 0.       | 0.       | 9.09E+01 | 3.10E-03   |
| CE-141  | 4.67E+00 | 2.34E+00 | 0.       | 3.66E-01 | 0.       | 2.93E+03 | 3.48E-01   |
| CE-143  | 2.05E-01 | 1.52E+02 | 0.       | 6.69E-02 | 0.       | 5.67E+03 | 1.68E-02   |
| CE-144  | 2.66E+02 | 8.33E+01 | 0.       | 1.50E+01 | 0.       | 2.16E+04 | 1.42E+01   |
| PR-144  | 6.46E-03 | 2.67E-03 | 0.       | 1.51E-03 | 0.       | 9.26E-10 | 3.27E-04   |
| W-187   | 3.03E+00 | 2.54E+00 | 0.       | 0.       | 0.       | 8.31E+02 | 8.90E-01   |
| NP-239  | 1.18E-02 | 1.16E-03 | 0.       | 3.58E-03 | 0.       | 2.36E+02 | 6.34E-04   |

Based on 1  $\mu$ Ci/sec release rate of each isotope in discharge flow of 1 cc/sec with no additional dilution



ST. LUCIE PLANT  
 CHEMISTRY OPERATING PROCEDURE NO. C-200, REVISION 22  
OFFSITE DOSE CALCULATION MANUAL (ODCM)

**TABLE G-1**  
**EFFLUENT CONCENTRATION LIMITS IN AIR IN UNRESTRICTED AREAS**

**NOTE**

If a nuclide is not listed below, refer to 10 CFR Part 20, Appendix B, Table 2 Effluent Concentrations Column 1 and use the most conservative ECL listed for the nuclide.

| Nuclide | ECL $\mu\text{Ci/ml}$ | Nuclide | ECL $\mu\text{Ci/ml}$ | Nuclide | ECL $\mu\text{Ci/ml}$ |
|---------|-----------------------|---------|-----------------------|---------|-----------------------|
| Ar-41   | 1 E-8                 | Co-57   | 9 E-10                | Sb-124  | 3 E-10                |
| Kr-83m  | 5 E-5                 | Co-58   | 1 E-9                 | Sb-125  | 7 E-10                |
| Kr-85m  | 1 E-7                 | Fe-59   | 5 E-10                | Te-125m | 1 E-9                 |
| Kr-85   | 7 E-7                 | Co-60   | 5 E-11                | Te-127m | 4 E-10                |
| Kr-87   | 2 E-8                 | Zn-65   | 4 E-10                | Te-129m | 3 E-10                |
| Kr-88   | 9 E-9                 | Rb-86   | 1 E-9                 | I-130   | 3 E-9                 |
| Kr-89   | None                  | Rb-88   | 9 E-8                 | I-131   | 2 E-10                |
| Kr-90   | None                  | Sr-89   | 2 E-10                | I-132   | 2 E-8                 |
| Xe-131m | 2 E-6                 | Sr-90   | 6 E-12                | I-133   | 1 E-9                 |
| Xe-133m | 6 E-7                 | Y-91    | 2 E-10                | I-134   | 6 E-8                 |
| Xe-133  | 5 E-7                 | Zr-95   | 4 E-10                | I-135   | 6 E-9                 |
| Xe-135m | 4 E-8                 | Nb-95   | 2 E-9                 | Cs-134  | 2 E-10                |
| Xe-135  | 7 E-8                 | Ru-103  | 9 E-10                | Cs-136  | 9 E-10                |
| Xe-137  | None                  | Ru-106  | 2 E-11                | Cs-137  | 2 E-10                |
| Xe-138  | 2 E-8                 | Ag-110  | 1 E-10                | Ba-140  | 2 E-9                 |
| H-3     | 1 E-7                 | Sn-113  | 8 E-10                | La-140  | 2 E-9                 |
| P-32    | 1 E-9                 | In-113m | 2 E-7                 | Ce-141  | 8 E-10                |
| Cr-51   | 3 E-8                 | Sn-123  | 2 E-10                | Ce-144  | 2 E-11                |
| Mn-54   | 1 E-9                 | Sn-126  | 8 E-11                |         |                       |

ST. LUCIE PLANT  
 CHEMISTRY OPERATING PROCEDURE NO. C-200, REVISION 22  
 OFFSITE DOSE CALCULATION MANUAL (ODCM)

**TABLE G-2**  
**DOSE FACTORS FOR NOBLE GASES\***

| RADIONUCLIDE | TOTAL BODY<br>DOSE FACTOR<br>$K_i$<br>(mrem/yr per $\mu\text{Ci}/\text{m}^3$ ) | SKIN DOSE FACTOR<br>$L_i$<br>(mrem/yr per $\mu\text{Ci}/\text{m}^3$ ) | GAMMA AIR<br>DOSE FACTOR<br>$M_i$<br>(mrad/yr per $\mu\text{Ci}/\text{m}^3$ ) | BETA AIR<br>DOSE FACTOR<br>$N_i$<br>(mrad/yr per $\mu\text{Ci}/\text{m}^3$ ) |
|--------------|--|---|---|--|
| Kr-83m       | 7.56E-02**   | -----   | 1.93E+01  | 2.88E+02   |
| Kr-85m       | 1.17E+03   | 1.46E+03  | 1.23E+03  | 1.97E+03   |
| Kr-85        | 1.61E+01   | 1.34E+03  | 1.72E+01  | 1.95E+03   |
| Kr-87        | 5.92E+03   | 9.73E+03  | 6.17E+03  | 1.03E+04   |
| Kr-88        | 1.47E+04   | 2.37E+03  | 1.52E+04  | 2.93E+03   |
| Kr-89        | 1.66E+04   | 1.01E+04  | 1.73E+04  | 1.06E+04   |
| Kr-90        | 1.56E+04   | 7.29E+03  | 1.63E+04  | 7.83E+03   |
| Xe-131m      | 9.15E+01   | 4.76E+02  | 1.56E+02  | 1.11E+03   |
| Xe-133m      | 2.51E+02   | 9.94E+02  | 3.27E+02  | 1.48E+03   |
| Xe-133       | 2.94E+02   | 3.06E+02  | 3.53E+02  | 1.05E+03   |
| Xe-135m      | 3.12E+03   | 7.11E+02  | 3.36E+03  | 7.39E+02   |
| Xe-135       | 1.81E+03   | 1.86E+03  | 1.92E+03  | 2.46E+03   |
| Xe-137       | 1.42E+03   | 1.22E+04  | 1.51E+03  | 1.27E+04   |
| Xe-138       | 8.83E+03   | 4.13E+03  | 9.21E+03  | 4.75E+03   |
| Ar-41        | 8.84E+03   | 2.69E+03  | 9.30E+03  | 3.28E+03   |

\* The listed dose factors are for radionuclides that may be detected in gaseous effluents.

\*\* 7.56E-02 =  $7.56 \times 10^{-2}$

ST. LUCIE PLANT  
 CHEMISTRY OPERATING PROCEDURE NO. C-200, REVISION 22  
OFFSITE DOSE CALCULATION MANUAL (ODCM)

**TABLE G-3**  
**ENVIRONMENTAL PATHWAY-DOSE CONVERSION FACTORS P (I) FOR GASEOUS DISCHARGES**  
**PATHWAY - GROUND PLANE DEPOSITION      AGE GROUP - INFANT**  
**ORGAN DOSE FACTOR      (SQ. METER - MREM/YR PER  $\mu$ Ci/Sec)**

| NUCLIDE | WHOLE BODY |
|---------|------------|
| H-3     | 0.         |
| CR-51   | 6.68E+06   |
| MN-54   | 1.10E+09   |
| FE-59   | 3.92E+08   |
| CO-57   | 1.64E+08   |
| CO-58   | 5.27E+08   |
| CO-60   | 4.40E+09   |
| ZN-65   | 6.87E+08   |
| RB-86   | 1.29E+07   |
| SR-89   | 3.07E+04   |
| SR-90   | 5.94E+05   |
| Y-91    | 1.53E+06   |
| ZR-95   | 6.94E+08   |
| NB-95   | 1.95E+08   |
| RU-103  | 1.57E+08   |
| RU-106  | 2.99E+08   |
| AG-110  | 3.18E+09   |

Based on 1  $\mu$ Ci/sec release rate of each isotope in and a Value of 1. for X/Q, depleted X/Q and Relative Deposition

ST. LUCIE PLANT  
 CHEMISTRY OPERATING PROCEDURE NO. C-200, REVISION 22  
OFFSITE DOSE CALCULATION MANUAL (ODCM)

**TABLE G-3**  
**ENVIRONMENTAL PATHWAY-DOSE CONVERSION FACTORS P (I) FOR GASEOUS DISCHARGES**  
**PATHWAY - GROUND PLANE DEPOSITION      AGE GROUP - INFANT**  
 ORGAN DOSE FACTOR (SQ. METER - MREM/YR PER  $\mu$ Ci/Sec)

| NUCLIDE | WHOLE BODY |
|---------|------------|
| SN-126  | 4.80E+09   |
| SB-124  | 8.42E+08   |
| SB-125  | 7.56E+08   |
| TE-125M | 2.19E+06   |
| TE-127M | 1.15E+06   |
| TE-129M | 5.49E+07   |
| I-130   | 7.90E+06   |
| I-131   | 2.46E+07   |
| I-132   | 1.78E+06   |
| I-133   | 3.54E+06   |
| I-134   | 6.43E+05   |
| I-135   | 3.66E+06   |
| CS-134  | 2.82E+09   |
| CS-136  | 2.13E+08   |
| CS-137  | 1.15E+09   |
| BA-140  | 2.39E+08   |
| CE-141  | 1.95E+07   |
| CE-144  | 9.52E+07   |

Based on 1  $\mu$ Ci/sec release rate of each isotope in and a Value of 1. for X/Q, depleted X/Q and Relative Deposition

ST. LUCIE PLANT  
 CHEMISTRY OPERATING PROCEDURE NO. C-200, REVISION 22  
OFFSITE DOSE CALCULATION MANUAL (ODCM)

**TABLE G-4**  
**ENVIRONMENTAL PATHWAY-DOSE CONVERSION FACTORS R (I) FOR GASEOUS DISCHARGES**  
**PATHWAY - GROUND PLANE DEPOSITION      AGE GROUP - CHILD - TEEN-ADULT & INFANT**  
**ORGAN DOSE FACTOR      (SQ. METER - MREM/YR PER  $\mu$ Ci/Sec)**

| NUCLIDE | WHOLE BODY |
|---------|------------|
| H-3     | 0.         |
| CR-51   | 4.68E+06   |
| MN-54   | 1.38E+09   |
| FE-59   | 2.75E+08   |
| CO-57   | 1.89E+08   |
| CO-58   | 3.80E+08   |
| CO-60   | 2.15E+10   |
| ZN-65   | 7.43E+08   |
| RB-86   | 9.01E+06   |
| SR-89   | 2.17E+04   |
| SR-90   | 5.35E+06   |
| Y-91    | 1.08E+06   |
| ZR-95   | 5.01E+08   |
| NB-95   | 1.36E+08   |
| RU-103  | 1.10E+08   |
| RU-106  | 4.19E+08   |
| AG-110  | 3.58E+09   |

Based on 1  $\mu$ Ci/sec release rate of each isotope in and a Value of 1. for X/Q, depleted X/Q and Relative Deposition

ST. LUCIE PLANT  
 CHEMISTRY OPERATING PROCEDURE NO. C-200, REVISION 22  
OFFSITE DOSE CALCULATION MANUAL (ODCM)

**TABLE G-4**  
**ENVIRONMENTAL PATHWAY-DOSE CONVERSION FACTORS R (I) FOR GASEOUS DISCHARGES**  
**PATHWAY - GROUND PLANE DEPOSITION      AGE GROUP - CHILD - TEEN-ADULT & INFANT**  
 ORGAN DOSE FACTOR (SQ. METER - MREM/YR PER  $\mu$ Ci/Sec)

| NUCLIDE | WHOLE BODY |
|---------|------------|
| SN-126  | 5.16E+10   |
| SB-124  | 5.98E+08   |
| SB-125  | 2.30E+09   |
| TE-125M | 1.55E+06   |
| TE-127M | 8.79E+05   |
| TE-129M | 3.85E+07   |
| I-130   | 5.53E+06   |
| I-131   | 1.72E+07   |
| I-132   | 1.25E+06   |
| I-133   | 2.48E+06   |
| I-134   | 4.50E+05   |
| I-135   | 2.56E+06   |
| CS-134  | 6.99E+09   |
| CS-136  | 1.49E+08   |
| CS-137  | 1.03E+10   |
| BA-140  | 1.68E+08   |
| CE-141  | 1.37E+07   |
| CE-144  | 1.13E+08   |

Based on 1  $\mu$ Ci/sec release rate of each isotope in and a Value of 1. for X/Q, depleted X/Q and Relative Deposition

ST. LUCIE PLANT  
 CHEMISTRY OPERATING PROCEDURE NO. C-200, REVISION 22  
OFFSITE DOSE CALCULATION MANUAL (ODCM)

**TABLE G-5**  
**ENVIRONMENTAL PATHWAY-DOSE CONVERSION FACTORS R(I)/P(I) FOR GASEOUS DISCHARGES**  
**PATHWAY - INHALATION      AGE GROUP - INFANT**  
**ORGAN DOSE FACTOR      (MREM/YR PER  $\mu$ Ci/Cu Meter)**

| NUCLIDE | BONE     | LIVER    | THYROID  | KIDNEY   | LUNG     | GI-ILLI  | WHOLE BODY |
|---------|----------|----------|----------|----------|----------|----------|------------|
| H-3     | 0.       | 4.30E+02 | 4.30E+02 | 1.88E+02 | 4.30E+02 | 4.30E+02 | 4.30E+02   |
| P-32    | 2.31E+05 | 1.35E+04 | 0.       | 0.       | 0.       | 1.51E+04 | 8.78E+03   |
| CR-51   | 0.       | 0.       | 1.40E+01 | 3.99E+00 | 2.52E+03 | 5.81E+02 | 1.75E+01   |
| MN-54   | 0.       | 6.93E+03 | 0.       | 1.72E+03 | 2.45E+05 | 1.35E+04 | 1.10E+03   |
| FE-59   | 2.06E+03 | 4.86E+06 | 0.       | 0.       | 1.78E+05 | 3.29E+04 | 1.85E+03   |
| CO-57   | 0.       | 1.21E+02 | 0.       | 0.       | 6.47E+04 | 5.50E+03 | 1.18E+02   |
| CO-58   | 0.       | 1.18E+02 | 0.       | 0.       | 8.79E+05 | 1.21E+04 | 1.68E+02   |
| CO-60   | 0.       | 8.40E+02 | 0.       | 0.       | 5.57E+06 | 3.28E+04 | 1.17E+03   |
| ZN-65   | 5.67E+03 | 1.81E+04 | 0.       | 1.21E+04 | 1.53E+05 | 9.35E+03 | 8.15E+03   |
| RB-86   | 0.       | 2.37E+04 | 0.       | 0.       | 0.       | 2.91E+03 | 1.03E+04   |
| SR-89   | 4.31E+04 | 0.       | 0.       | 0.       | 2.31E+06 | 6.80E+04 | 1.24E+03   |
| SR-90   | 1.32E+07 | 0.       | 0.       | 0.       | 1.53E+07 | 1.39E+05 | 8.06E+05   |
| Y-91    | 5.98E+04 | 0.       | 0.       | 0.       | 2.63E+06 | 7.17E+04 | 1.60E+03   |
| ZR-95   | 1.08E+04 | 2.73E+03 | 0.       | 9.48E+03 | 1.81E+06 | 1.41E+04 | 1.95E+03   |
| NB-95   | 1.28E+03 | 5.75E+02 | 0.       | 1.35E+03 | 4.77E+05 | 1.21E+04 | 3.37E+02   |
| RU-103  | 1.69E+02 | 0.       | 0.       | 1.02E+03 | 5.66E+05 | 1.58E+04 | 5.85E+01   |
| RU-106  | 9.31E+03 | 0.       | 0.       | 2.34E+04 | 1.50E+07 | 1.76E+05 | 1.14E+03   |
| AG-110  | 1.89E+03 | 1.75E+03 | 0.       | 3.44E+03 | 8.12E+05 | 5.29E+04 | 1.04E+03   |

Based on 1  $\mu$ Ci/sec release rate of each isotope in and a Value of 1. for X/Q, depleted X/Q and Relative Deposition

ST. LUCIE PLANT  
 CHEMISTRY OPERATING PROCEDURE NO. C-200, REVISION 22  
OFFSITE DOSE CALCULATION MANUAL (ODCM)

**TABLE G-5**  
**ENVIRONMENTAL PATHWAY-DOSE CONVERSION FACTORS R(I)/P(I) FOR GASEOUS DISCHARGES**  
**PATHWAY - INHALATION      AGE GROUP - INFANT**  
**ORGAN DOSE FACTOR      (MREM/YR PER  $\mu$ Ci/Cu Meter)**

| NUCLIDE | BONE     | LIVER    | THYROID  | KIDNEY   | LUNG     | GI-LLI   | WHOLE BODY |
|---------|----------|----------|----------|----------|----------|----------|------------|
| SN-123  | 3.11E+04 | 6.45E+02 | 6.45E+02 | 0.       | 3.61E+06 | 5.99E+04 | 1.02E+03   |
| SN-126  | 2.21E+05 | 5.85E+03 | 1.72E+03 | 0.       | 1.64E+06 | 2.23E+04 | 8.40E+03   |
| SB-124  | 5.46E+03 | 1.03E+02 | 1.32E+01 | 0.       | 4.34E+05 | 7.11E+04 | 2.17E+03   |
| SB-125  | 1.16E+04 | 1.25E+02 | 1.03E+01 | 0.       | 3.85E+05 | 1.76E+04 | 2.32E+03   |
| TE-125M | 4.54E+02 | 1.95E+02 | 1.53E+02 | 2.17E+03 | 4.96E+05 | 1.36E+04 | 6.16E+01   |
| TE-127M | 2.21E+03 | 9.83E+02 | 5.75E+02 | 8.01E+03 | 1.68E+05 | 2.62E+04 | 2.74E+02   |
| TE-129M | 1.32E+03 | 5.80E+02 | 5.08E+02 | 6.40E+03 | 1.83E+06 | 7.32E+04 | 2.06E+02   |
| I-130   | 8.02E+02 | 2.35E+03 | 3.05E+05 | 3.65E+03 | 0.       | 1.35E+03 | 9.25E+02   |
| I-131   | 3.63E+04 | 4.27E+04 | 1.41E+07 | 1.07E+04 | 0.       | 1.07E+03 | 2.51E+04   |
| I-132   | 2.03E+02 | 5.70E+02 | 7.67E+04 | 9.09E+02 | 0.       | 7.11E+01 | 2.03E+02   |
| I-133   | 1.34E+04 | 1.93E+04 | 4.66E+06 | 4.55E+03 | 0.       | 2.28E+03 | 5.87E+03   |
| I-134   | 1.13E+02 | 3.02E+02 | 4.02E+04 | 4.82E+02 | 0.       | 1.76E-01 | 1.08E+02   |
| I-135   | 4.70E+02 | 1.22E+03 | 1.64E+05 | 1.95E+03 | 0.       | 9.18E+02 | 4.51E+02   |
| CS-134  | 4.80E+05 | 8.25E+05 | 0.       | 5.04E+04 | 1.01E+05 | 1.37E+03 | 7.32E+04   |
| CS-136  | 6.85E+03 | 2.56E+04 | 0.       | 1.50E+04 | 2.10E+03 | 2.04E+03 | 1.95E+04   |
| CS-137  | 6.86E+05 | 7.31E+05 | 0.       | 3.89E+04 | 9.45E+04 | 1.32E+03 | 4.41E+04   |
| BA-140  | 5.70E+03 | 4.27E+00 | 0.       | 2.93E+00 | 1.64E+06 | 3.88E+03 | 2.95E+02   |
| CE-141  | 2.52E+03 | 1.55E+03 | 0.       | 1.10E+03 | 5.24E+05 | 2.06E+04 | 1.81E+02   |
| CE-144  | 4.68E+05 | 1.82E+05 | 0.       | 1.48E+05 | 1.27E+07 | 1.61E+05 | 2.49E+04   |

Based on 1  $\mu$ Ci/sec release rate of each isotope in and a Value of 1. for X/Q, depleted X/Q and Relative Deposition



ST. LUCIE PLANT  
 CHEMISTRY OPERATING PROCEDURE NO. C-200, REVISION 22  
OFFSITE DOSE CALCULATION MANUAL (ODCM)

**TABLE G-6**  
**ENVIRONMENTAL PATHWAY-DOSE CONVERSION FACTORS R(I)/P(I) FOR GASEOUS DISCHARGES**  
**PATHWAY - COWS MILK (CONTAMINATED FORAGE)      AGE GROUP - INFANT**  
 ORGAN DOSE FACTOR      (SQ. METER - MREM/YR PER  $\mu$ Ci/Sec)

| NUCLIDE | BONE     | LIVER    | THYROID  | KIDNEY   | LUNG     | GI-LLI   | WHOLE BODY |
|---------|----------|----------|----------|----------|----------|----------|------------|
| H-3     | 0.       | 2.37E+03 | 2.37E+03 | 1.04E+03 | 2.37E+03 | 2.37E+03 | 2.37E+03   |
| P-32    | 1.82E+10 | 1.14E+09 | 0.       | 0.       | 0.       | 2.05E+09 | 7.05E+08   |
| CR-51   | 0.       | 0.       | 1.82E+04 | 6.72E+03 | 4.04E+04 | 7.66E+06 | 3.05E+04   |
| MN-54   | 0.       | 8.96E+06 | 0.       | 2.67E+06 | 0.       | 2.74E+07 | 1.71E+06   |
| FE-59   | 3.17E+07 | 7.52E+07 | 0.       | 0.       | 2.09E+07 | 2.48E+08 | 2.86E+07   |
| CO-57   | 0.       | 1.36E+06 | 0.       | 0.       | 0.       | 3.46E+07 | 2.27E+06   |
| CO-58   | 0.       | 2.55E+07 | 0.       | 0.       | 0.       | 6.60E+07 | 6.24E+07   |
| CO-60   | 0.       | 8.73E+07 | 0.       | 0.       | 0.       | 2.16E+08 | 2.09E+08   |
| ZN-65   | 1.46E+09 | 4.65E+09 | 0.       | 3.11E+09 | 0.       | 2.93E+09 | 2.10E+09   |
| RB-86   | 0.       | 2.77E+09 | 0.       | 0.       | 0.       | 5.45E+08 | 1.29E+09   |
| SR-89   | 1.47E+10 | 0.       | 0.       | 0.       | 0.       | 2.75E+08 | 4.22E+08   |
| SR-90   | 1.65E+11 | 0.       | 0.       | 0.       | 0.       | 1.61E+09 | 4.21E+10   |
| Y-91    | 8.12E+04 | 0.       | 0.       | 0.       | 0.       | 5.37E+06 | 2.16E+03   |
| ZR-95   | 2.12E+05 | 9.41E+04 | 0.       | 1.86E+04 | 0.       | 7.47E+07 | 5.56E+04   |
| NB-95   | 5.49E+05 | 2.47E+05 | 0.       | 4.84E+04 | 0.       | 1.98E+08 | 1.45E+05   |
| RU-103  | 8.30E+03 | 0.       | 0.       | 4.16E+03 | 0.       | 1.04E+05 | 2.86E+03   |
| RU-106  | 2.01E+05 | 0.       | 0.       | 4.20E+04 | 0.       | 1.56E+06 | 2.46E+04   |
| AG-110  | 6.21E+07 | 5.75E+07 | 0.       | 1.13E+08 | 0.       | 2.35E+10 | 3.42E+07   |

Based on 1  $\mu$ Ci/sec release rate of each isotope in and a Value of 1. for X/Q, depleted X/Q and Relative Deposition  
 Note: The units for C-14 and H-3 are (MREM/YR Per  $\mu$ Ci/Cu. Meter)

ST. LUCIE PLANT  
 CHEMISTRY OPERATING PROCEDURE NO. C-200, REVISION 22  
OFFSITE DOSE CALCULATION MANUAL (ODCM)

**TABLE G-6**  
**ENVIRONMENTAL PATHWAY-DOSE CONVERSION FACTORS R(I)/P(I) FOR GASEOUS DISCHARGES**  
**PATHWAY - COWS MILK (CONTAMINATED FORAGE)      AGE GROUP - INFANT**  
 ORGAN DOSE FACTOR      (SQ. METER - MREM/YR PER  $\mu$ Ci/Sec)

| NUCLIDE | BONE     | LIVER    | THYROID  | KIDNEY   | LUNG     | GI-LLI   | WHOLE BODY |
|---------|----------|----------|----------|----------|----------|----------|------------|
| SN-126  | 1.75E+09 | 3.48E+07 | 1.01E+07 | 0.       | 4.97E+06 | 1.16E+09 | 5.25E+07   |
| SB-124  | 2.75E+07 | 5.19E+05 | 6.64E+04 | 0.       | 2.13E+07 | 7.78E+08 | 1.09E+07   |
| SB-125  | 3.59E+07 | 3.27E+06 | 2.93E+06 | 3.96E+06 | 2.83E+09 | 2.43E+08 | 6.62E+06   |
| TE-125M | 1.57E+08 | 5.30E+07 | 5.18E+07 | 7.05E+07 | 0.       | 7.57E+07 | 2.10E+07   |
| TE-127M | 5.54E+07 | 1.93E+07 | 1.79E+07 | 2.00E+08 | 0.       | 3.24E+08 | 7.38E+06   |
| TE-129M | 5.87E+08 | 2.02E+08 | 2.21E+08 | 2.70E+08 | 0.       | 3.54E+08 | 8.95E+07   |
| I-130   | 4.54E+05 | 1.35E+06 | 1.71E+08 | 2.09E+06 | 0.       | 1.15E+06 | 5.29E+05   |
| I-131   | 2.59E+09 | 3.09E+09 | 9.94E+11 | 7.24E+08 | 0.       | 1.16E+08 | 1.81E+09   |
| I-132   | 1.78E-01 | 4.76E-01 | 6.26E+01 | 7.58E-01 | 0.       | 8.93E-02 | 1.69E-01   |
| I-133   | 3.75E+07 | 5.48E+07 | 1.30E+10 | 1.29E+07 | 0.       | 9.74E+06 | 1.66E+07   |
| I-134   | 0.       | 0.       | 1.06E-09 | 0.       | 0.       | 0.       | 0.         |
| I-135   | 1.49E+04 | 3.94E+04 | 5.15E+06 | 6.26E+04 | 8.07E-02 | 4.41E+04 | 1.44E+04   |
| CS-134  | 4.43E+10 | 7.97E+10 | 0.       | 4.65E+09 | 9.12E+09 | 1.90E+08 | 6.75E+09   |
| CS-136  | 2.78E+08 | 1.10E+09 | 0.       | 6.11E+08 | 8.37E+07 | 1.25E+08 | 7.90E+08   |
| CS-137  | 6.44E+10 | 7.21E+10 | 0.       | 3.66E+09 | 8.69E+09 | 1.86E+08 | 4.14E+09   |
| BA-140  | 2.45E+08 | 2.47E+05 | 0.       | 1.22E+04 | 1.51E+05 | 8.13E+06 | 1.27E+07   |
| CE-141  | 2.65E+05 | 1.62E+05 | 0.       | 9.72E+03 | 0.       | 7.87E+07 | 1.90E+04   |
| CE-144  | 2.10E+07 | 8.29E+06 | 0.       | 5.67E+05 | 0.       | 8.66E+08 | 1.13E+06   |

Based on 1  $\mu$ Ci/sec release rate of each isotope in and a value of 1. for X/Q, depleted X/Q and relative deposition.

Note: The units for C-14 and H-3 are (MREM/YR Per  $\mu$ Ci/Cu. Meter)

ST. LUCIE PLANT  
 CHEMISTRY OPERATING PROCEDURE NO. C-200, REVISION 22  
OFFSITE DOSE CALCULATION MANUAL (ODCM)

**TABLE G-7**  
**ENVIRONMENTAL PATHWAY-DOSE CONVERSION FACTORS R(I)/P(I) FOR GASEOUS DISCHARGES**  
**PATHWAY - GOATS MILK (CONTAMINATED FORAGE)      AGE GROUP - INFANT**  
 ORGAN DOSE FACTOR      (SQ. METER - MREM/YR PER  $\mu$ Ci/Sec)

| NUCLIDE | BONE     | LIVER    | THYROID  | KIDNEY   | LUNG     | GI-LLI   | WHOLE BODY |
|---------|----------|----------|----------|----------|----------|----------|------------|
| H-3     | 0.       | 4.84E+03 | 4.84E+03 | 2.11E+03 | 4.84E+03 | 4.84E+03 | 4.84E+03   |
| P-32    | 2.19E+10 | 1.37E+09 | 0.       | 0.       | 0.       | 2.46E+09 | 8.46E+08   |
| CR-51   | 0.       | 0.       | 2.19E+03 | 8.07E+02 | 4.85E+03 | 9.19E+05 | 3.66E+03   |
| MN-54   | 0.       | 1.08E+06 | 0.       | 3.20E+05 | 0.       | 3.29E+06 | 2.05E+05   |
| FE-59   | 4.12E+05 | 9.78E+05 | 0.       | 0.       | 2.72E+05 | 3.23E+06 | 3.72E+05   |
| CO-57   | 0.       | 1.64E+05 | 0.       | 0.       | 0.       | 4.15E+06 | 2.72E+05   |
| CO-58   | 0.       | 3.06E+06 | 0.       | 0.       | 0.       | 7.92E+06 | 7.49E+06   |
| CO-60   | 0.       | 1.05E+07 | 0.       | 0.       | 0.       | 2.59E+07 | 2.51E+07   |
| ZN-65   | 1.76E+08 | 5.57E+08 | 0.       | 3.73E+08 | 0.       | 3.51E+08 | 2.52E+08   |
| RB-86   | 0.       | 3.32E+08 | 0.       | 0.       | 0.       | 6.54E+07 | 1.55E+08   |
| SR-89   | 3.09E+10 | 0.       | 0.       | 0.       | 0.       | 5.77E+08 | 8.87E+08   |
| SR-90   | 3.46E+11 | 0.       | 0.       | 0.       | 0.       | 3.35E+09 | 8.83E+10   |
| Y-91    | 9.74E+03 | 0.       | 0.       | 0.       | 0.       | 6.45E+05 | 2.60E+02   |
| ZR-95   | 2.54E+04 | 1.13E+04 | 0.       | 2.23E+03 | 0.       | 8.95E+06 | 6.67E+03   |
| NB-95   | 6.59E+04 | 2.97E+04 | 0.       | 5.81E+03 | 0.       | 2.37E+07 | 1.75E+04   |
| RU-103  | 9.96E+02 | 0.       | 0.       | 4.99E+02 | 0.       | 1.24E+04 | 3.43E+02   |
| RU-106  | 2.41E+04 | 0.       | 0.       | 5.04E+03 | 0.       | 1.87E+05 | 2.96E+03   |
| AG-110  | 7.45E+06 | 6.90E+06 | 0.       | 1.36E+07 | 0.       | 2.81E+09 | 4.10E+06   |

Based on 1  $\mu$ Ci/sec release rate of each isotope in and a Value of 1. for X/Q, depleted X/Q and Relative Deposition

Note: The units for C-14 and H-3 are 1MREM/Yr per  $\mu$ Ci/Cu meter.

ST. LUCIE PLANT  
 CHEMISTRY OPERATING PROCEDURE NO. C-200, REVISION 22  
OFFSITE DOSE CALCULATION MANUAL (ODCM)

**TABLE G-7**  
**ENVIRONMENTAL PATHWAY-DOSE CONVERSION FACTORS R(I)/P(I) FOR GASEOUS DISCHARGES**  
**PATHWAY - GOATS MILK (CONTAMINATED FORAGE)      AGE GROUP - INFANT**  
 ORGAN DOSE FACTOR      (SQ. METER - MREM/YR PER  $\mu\text{Ci}/\text{Sec}$ )

| NUCLIDE | BONE     | LIVER    | THYROID  | KIDNEY   | LUNG     | GI-LLI   | WHOLE BODY |
|---------|----------|----------|----------|----------|----------|----------|------------|
| SN-126  | 2.10E+08 | 4.17E+06 | 1.22E+06 | 0.       | 5.97E+05 | 1.40E+08 | 6.30E+06   |
| SB-124  | 3.30E+06 | 6.22E+04 | 7.97E+03 | 0.       | 2.56E+06 | 9.33E+07 | 1.30E+06   |
| SB-125  | 4.31E+06 | 3.92E+05 | 3.52E+05 | 4.76E+05 | 3.40E+08 | 2.92E+07 | 7.94E+05   |
| TE-125M | 1.89E+07 | 6.36E+06 | 6.21E+06 | 8.46E+06 | 0.       | 9.09E+06 | 2.52E+06   |
| TE-127M | 6.64E+06 | 2.31E+06 | 2.15E+06 | 2.40E+07 | 0.       | 3.88E+07 | 8.85E+05   |
| TE-129M | 7.05E+07 | 2.42E+07 | 2.66E+07 | 3.23E+07 | 0.       | 4.25E+07 | 1.07E+07   |
| I-130   | 5.45E+05 | 1.61E+06 | 2.05E+08 | 2.51E+06 | 0.       | 1.38E+06 | 6.35E+05   |
| I-131   | 3.11E+09 | 3.70E+09 | 1.19E+12 | 9.28E+08 | 0.       | 1.39E+08 | 2.17E+09   |
| I-132   | 2.13E-01 | 5.71E-01 | 7.51E+01 | 9.10E-01 | 0.       | 1.07E-01 | 2.03E-01   |
| I-133   | 4.50E+07 | 6.57E+07 | 1.55E+10 | 1.55E+07 | 0.       | 1.17E+07 | 1.99E+07   |
| I-134   | 0.       | 0.       | 1.27E-09 | 0.       | 0.       | 0.       | 0.         |
| I-135   | 1.79E+04 | 4.72E+04 | 6.18E+06 | 7.51E+04 | 2.42E-01 | 5.29E+04 | 1.73E+04   |
| CS-134  | 1.33E+11 | 2.39E+11 | 0.       | 1.39E+10 | 2.74E+10 | 5.69E+08 | 2.02E+10   |
| CS-136  | 8.34E+08 | 3.29E+09 | 0.       | 1.83E+09 | 2.51E+08 | 3.74E+08 | 2.37E+09   |
| CS-137  | 1.93E+11 | 2.16E+11 | 0.       | 1.10E+10 | 2.61E+10 | 5.59E+08 | 1.24E+10   |
| BA-140  | 2.95E+07 | 2.96E+04 | 0.       | 1.47E+03 | 1.81E+04 | 9.76E+05 | 1.52E+06   |
| CE-141  | 3.17E+04 | 1.95E+04 | 0.       | 1.17E+03 | 0.       | 9.44+06  | 2.28E+03   |
| CE-144  | 2.52E+06 | 9.95E+05 | 0.       | 6.80E+04 | 0.       | 1.04E+08 | 1.36E+05   |

Based on 1  $\mu\text{Ci}/\text{sec}$  release rate of each isotope in and a value of 1. for X/Q, depleted X/Q and relative deposition.

Note: The units for C-14 and H-3 are 1MREM/Yr per  $\mu\text{Ci}/\text{Cu}$  meter.

ST. LUCIE PLANT  
 CHEMISTRY OPERATING PROCEDURE NO. C-200, REVISION 22  
 OFFSITE DOSE CALCULATION MANUAL (ODCM)

**TABLE G-8**  
**ENVIRONMENTAL PATHWAY-DOSE CONVERSION FACTORS R(I) FOR GASEOUS DISCHARGES**  
**PATHWAY - INHALATION      AGE GROUP - CHILD**  
**ORGAN DOSE FACTOR      (MREM/YR PER  $\mu$ Ci/CU. METER)**

| NUCLIDE | BONE     | LIVER    | THYROID  | KIDNEY   | LUNG     | GI-LLI   | WHOLE BODY |
|---------|----------|----------|----------|----------|----------|----------|------------|
| H---3   | 0.       | 7.51E+02 | 7.51E+02 | 4.96E+02 | 7.51E+02 | 7.51E+02 | 7.51E+02   |
| P---32  | 6.11E+05 | 3.57E+04 | 0.       | 0.       | 0.       | 4.00E+04 | 2.32E+04   |
| CR--51  | 0.       | 0.       | 2.75E+01 | 1.06E+01 | 6.66E+03 | 1.54E+03 | 4.63E+01   |
| MN--54  | 0.       | 1.83E+04 | 0.       | 4.55E+03 | 6.48E+05 | 3.58E+04 | 2.91E+03   |
| FE--59  | 5.44E+03 | 1.28E+07 | 0.       | 0.       | 4.70E+05 | 8.70E+04 | 4.88E+03   |
| CO--57  | 0.       | 3.20E+02 | 0.       | 0.       | 1.71E+05 | 1.45E+04 | 3.10E+02   |
| CO--58  | 0.       | 1.52E+02 | 0.       | 0.       | 1.13E+06 | 3.62E+04 | 2.68E+02   |
| CO--60  | 0.       | 1.07E+03 | 0.       | 0.       | 6.92E+06 | 9.36E+04 | 1.88E+03   |
| ZN--65  | 1.50E+04 | 4.77E+04 | 0.       | 3.19E+04 | 4.03E+05 | 2.47E+04 | 2.15E+04   |
| RB--86  | 0.       | 6.25E+04 | 0.       | 0.       | 0.       | 7.70E+03 | 2.73E+04   |
| SR--89  | 5.37E+04 | 0.       | 0.       | 0.       | 2.24E+06 | 1.69E+05 | 1.54E+03   |
| SR--90  | 1.64E+07 | 0.       | 0.       | 0.       | 1.48E+07 | 3.45E+05 | 9.99E+05   |
| Y---91  | 7.44E+04 | 0.       | 0.       | 0.       | 2.55E+06 | 1.78E+05 | 1.98E+03   |
| ZR--95  | 1.41E+04 | 3.28E+03 | 0.       | 2.51E+04 | 2.12E+06 | 5.74E+04 | 2.98E+03   |
| NB--95  | 1.70E+03 | 7.25E+02 | 0.       | 3.58E+03 | 5.85E+05 | 3.32E+04 | 5.33E+02   |
| RU-103  | 2.16E+02 | 0.       | 0.       | 2.70E+03 | 6.33E+05 | 4.22E+04 | 8.73E+01   |
| RU-106  | 1.15E+04 | 0.       | 0.       | 6.18E+04 | 1.45E+07 | 4.37E+05 | 1.44E+03   |
| AG110   | 5.00E+03 | 4.63E+03 | 0.       | 9.10E+03 | 2.15E+06 | 1.40E+05 | 2.75E+03   |

Based on 1  $\mu$ Ci/sec release rate of each isotope in and a value of 1. for X/Q, depleted X/Q and relative deposition

ST. LUCIE PLANT  
 CHEMISTRY OPERATING PROCEDURE NO. C-200, REVISION 22  
OFFSITE DOSE CALCULATION MANUAL (ODCM)

**TABLE G-8**  
**ENVIRONMENTAL PATHWAY-DOSE CONVERSION FACTORS R(I) FOR GASEOUS DISCHARGES**  
**PATHWAY - INHALATION      AGE GROUP - CHILD**  
**ORGAN DOSE FACTOR      (MREMYR PER  $\mu$ Ci/CU. METER)**

| NUCLIDE | BONE     | LIVER    | THYROID  | KIDNEY   | LUNG     | GI-LLI   | WHOLE BODY |
|---------|----------|----------|----------|----------|----------|----------|------------|
| SN-123  | 3.85E+04 | 6.44E+02 | 6.81E+02 | 0.       | 3.50E+06 | 1.49E+05 | 1.27E+03   |
| SN-126  | 5.85E+05 | 1.55E+04 | 4.55E+03 | 0.       | 4.33E+06 | 5.88E+04 | 2.22E+04   |
| SB-124  | 1.44E+04 | 2.72E+02 | 3.49E+01 | 0.       | 1.15E+06 | 1.88E+05 | 5.74E+03   |
| SB-125  | 3.06E+04 | 3.30E+02 | 2.72E+01 | 0.       | 1.02E+06 | 4.66E+04 | 6.14E+03   |
| TE 125M | 5.62E+02 | 1.94E+02 | 1.61E+02 | 5.74E+03 | 4.81E+05 | 3.38E+04 | 7.62E+01   |
| TE 127M | 5.85E+03 | 2.60E+03 | 1.52E+03 | 2.12E+04 | 4.44E+05 | 6.92E+04 | 7.25E+02   |
| TE 129M | 1.64E+03 | 5.85E+02 | 5.40E+02 | 1.69E+04 | 1.80E+06 | 1.82E+05 | 2.60E+02   |
| I--130  | 2.12E+03 | 6.22E+03 | 8.07E+05 | 9.66E+03 | 0.       | 3.56E+03 | 2.45E+03   |
| I--131  | 4.55E+04 | 4.63E+04 | 1.54E+07 | 2.84E+04 | 0.       | 2.65E+03 | 3.50E+04   |
| I--132  | 5.37E+02 | 1.51E+03 | 2.03E+05 | 2.40E+03 | 0.       | 1.88E+02 | 5.37E+02   |
| I--133  | 1.68E+04 | 2.05E+04 | 5.03E+06 | 1.20E+04 | 0.       | 5.55E+03 | 8.03E+03   |
| I--134  | 2.98E+02 | 7.99E+02 | 1.06E+05 | 1.27E+03 | 0.       | 4.66E-01 | 2.85E+02   |
| I--135  | 1.24E+03 | 3.23E+03 | 4.33E+05 | 5.14E+03 | 0.       | 2.43E+03 | 1.19E+03   |
| CS-134  | 6.22E+05 | 9.95E+05 | 0.       | 1.33E+05 | 1.19E+05 | 3.77E+03 | 2.23E+05   |
| CS-136  | 1.81E+04 | 6.77E+04 | 0.       | 3.96E+04 | 5.55E+03 | 5.40E+03 | 5.14E+04   |
| CS-137  | 8.66E+05 | 7.99E+05 | 0.       | 1.03E+05 | 1.00E+05 | 3.41E+03 | 1.25E+05   |
| BA-140  | 7.14E+03 | 4.66E+00 | 0.       | 7.73E+00 | 1.74E+06 | 9.92E+03 | 4.22E+02   |
| CE-141  | 3.13E+03 | 1.57E+03 | 0.       | 2.90E+03 | 5.14E+05 | 5.44E+04 | 2.33E+02   |
| CE-144  | 5.81E+05 | 1.82E+05 | 0.       | 3.92E+05 | 1.23E+07 | 4.00E+05 | 3.10E+04   |

Based on 1  $\mu$ Ci/sec release rate of each isotope in and a value of 1. for X/Q, depleted X/Q and relative deposition

ST. LUCIE PLANT  
 CHEMISTRY OPERATING PROCEDURE NO. C-200, REVISION 22  
OFFSITE DOSE CALCULATION MANUAL (ODCM)

**TABLE G-9**  
**ENVIRONMENTAL PATHWAY-DOSE CONVERSION FACTORS R(I) FOR GASEOUS DISCHARGES**  
**PATHWAY - COWS MILK (CONTAMINATED FORAGE)      AGE GROUP - CHILD**  
**ORGAN DOSE FACTOR      (SQ. METER-MREM/YR PER  $\mu$ CI/SEC)**

| NUCLIDE | BONE     | LIVER    | THYROID  | KIDNEY   | LUNG     | GI-LLI   | WHOLE BODY |
|---------|----------|----------|----------|----------|----------|----------|------------|
| H---3   | 0.       | 1.57E+03 | 1.57E+03 | 1.04E+03 | 1.57E+03 | 1.57E+03 | 1.57E+03   |
| P---32  | 1.82E+10 | 1.14E+09 | 0.       | 0.       | 0.       | 2.05E+09 | 7.05E+08   |
| CR--51  | 0.       | 0.       | 1.82E+04 | 6.72E+03 | 4.04E+04 | 7.66E+06 | 3.05E+04   |
| MN--54  | 0.       | 8.96E+06 | 0.       | 2.67E+06 | 0.       | 2.74E+07 | 1.71E+06   |
| FE--59  | 3.17E+07 | 7.52E+07 | 0.       | 0.       | 2.09E+07 | 2.48E+08 | 2.86E+07   |
| CO--57  | 0.       | 1.36E+06 | 0.       | 0.       | 0.       | 3.46E+07 | 2.27E+06   |
| CO--58  | 0.       | 1.25E+07 | 0.       | 0.       | 0.       | 7.41E+07 | 3.76E+07   |
| CO--60  | 0.       | 4.22E+07 | 0.       | 0.       | 0.       | 2.33E+08 | 1.27E+08   |
| ZN--65  | 1.46E+09 | 4.65E+09 | 0.       | 3.11E+09 | 0.       | 2.93E+09 | 2.10E+09   |
| RB--86  | 0.       | 2.77E+09 | 0.       | 0.       | 0.       | 5.45E+08 | 1.29E+09   |
| SR--89  | 6.92E+09 | 0.       | 0.       | 0.       | 0.       | 2.58E+08 | 1.98E+08   |
| SR--90  | 1.13E+11 | 0.       | 0.       | 0.       | 0.       | 1.52E+09 | 2.87E+10   |
| Y---91  | 3.80E+04 | 0.       | 0.       | 0.       | 0.       | 5.05E+06 | 1.01E+03   |
| ZR--95  | 1.06E+05 | 4.47E+04 | 0.       | 1.86E+04 | 0.       | 7.68E+07 | 3.29E+04   |
| NB--95  | 2.75E+05 | 1.18E+05 | 0.       | 4.84E+04 | 0.       | 2.03E+08 | 8.63E+04   |
| RU-103  | 3.99E+03 | 0.       | 0.       | 4.16E+03 | 0.       | 1.05E+05 | 1.61E+03   |
| RU-106  | 9.39E+04 | 0.       | 0.       | 4.20E+04 | 0.       | 1.46E+06 | 1.17E+04   |
| AG110   | 6.21E+07 | 5.75E+07 | 0.       | 1.13E+08 | 0.       | 2.35E+10 | 3.42E+07   |

Based on 1  $\mu$ Ci/sec release rate of each isotope in and a value of 1. for X/Q, depleted X/Q and relative deposition

Note - the units for C---14 and H----3 are (mrem/yr per  $\mu$ Ci/cu. meter)

ST. LUCIE PLANT  
 CHEMISTRY OPERATING PROCEDURE NO. C-200, REVISION 22  
OFFSITE DOSE CALCULATION MANUAL (ODCM)

**TABLE G-9**  
**ENVIRONMENTAL PATHWAY-DOSE CONVERSION FACTORS R(I) FOR GASEOUS DISCHARGES**  
**PATHWAY - COWS MILK (CONTAMINATED FORAGE)      AGE GROUP - CHILD**  
**ORGAN DOSE FACTOR      (SQ. METER-MREM/YR PER  $\mu$ CI/SEC)**

| NUCLIDE | BONE     | LIVER    | THYROID  | KIDNEY   | LUNG     | GI-LLI   | WHOLE BODY |
|---------|----------|----------|----------|----------|----------|----------|------------|
| SN-123  | 0.       | 0.       | 0.       | 0.       | 0.       | 0.       | 0.         |
| SN-126  | 1.75E+09 | 3.48E+07 | 1.01E+07 | 0.       | 4.97E+06 | 1.16E+09 | 5.25E+07   |
| SB-124  | 2.75E+07 | 5.19E+05 | 6.64E+04 | 0.       | 2.13E+07 | 7.78E+08 | 1.09E+07   |
| SB-125  | 3.13E+07 | 1.41E+06 | 1.18E+06 | 3.96E+06 | 2.83E+09 | 2.43E+08 | 5.99E+06   |
| TE 125M | 7.38E+07 | 2.00E+07 | 2.07E+07 | 7.05E+07 | 0.       | 7.12E+07 | 9.84E+06   |
| TE 127M | 5.18E+07 | 1.78E+07 | 1.46E+07 | 2.00E+08 | 0.       | 2.99E+08 | 6.60E+06   |
| TE 129M | 2.77E+08 | 7.73E+07 | 8.85E+07 | 2.70E+08 | 0.       | 3.33E+08 | 4.28E+07   |
| I--130  | 4.54E+05 | 1.35E+06 | 1.71E+08 | 2.09E+06 | 0.       | 1.15E+06 | 5.29E+05   |
| I--131  | 1.24E+09 | 1.27E+09 | 4.12E+11 | 7.74E+08 | 0.       | 1.09E+08 | 9.56E+08   |
| I--132  | 1.78E-01 | 4.76E-01 | 6.26E+01 | 7.58E-01 | 0.       | 8.93E-02 | 1.69E-01   |
| I--133  | 1.78E+07 | 2.20E+07 | 5.30E+09 | 1.29E+07 | 0.       | 8.90E+06 | 8.63E+06   |
| I--134  | 0.       | 0.       | 1.06E-09 | 0.       | 0.       | 0.       | 0.         |
| I--135  | 1.49E+04 | 3.94E+04 | 5.15E+06 | 6.26E+04 | 8.07E-02 | 4.41E+04 | 1.44E+04   |
| CS-134  | 2.17E+10 | 3.65E+10 | 0.       | 4.65E+09 | 4.06E+09 | 1.97E+08 | 7.76E+09   |
| CS-136  | 2.78E+08 | 1.10E+09 | 0.       | 6.11E+08 | 8.37E+07 | 1.25E+08 | 7.90E+08   |
| CS-137  | 3.08E+10 | 2.98E+10 | 0.       | 3.66E+09 | 3.49E+09 | 1.81E+08 | 4.44E+09   |
| BA-140  | 1.17E+08 | 1.02E+05 | 0.       | 1.22E+04 | 6.09E+04 | 7.75E+06 | 6.84E+06   |
| CE-141  | 1.24E+05 | 6.22E+04 | 0.       | 9.72E+03 | 0.       | 7.80E+07 | 9.26E+03   |
| CE-144  | 1.00E+07 | 3.14E+06 | 0.       | 5.67E+05 | 0.       | 8.15E+08 | 5.34E+05   |

Based on 1  $\mu$ Ci/sec release rate of each isotope in and a value of 1. for X/Q, depleted X/Q and relative deposition

Note - the units for C---14 and H----3 are (mrem/yr per  $\mu$ Ci/cu. meter)



ST. LUCIE PLANT  
 CHEMISTRY OPERATING PROCEDURE NO. C-200, REVISION 22  
OFFSITE DOSE CALCULATION MANUAL (ODCM)

**TABLE G-10**  
**ENVIRONMENTAL PATHWAY-DOSE CONVERSION FACTORS R(I) FOR GASEOUS DISCHARGES**  
**PATHWAY - GOATS MILK (CONTAMINATED FORAGE)      AGE GROUP - CHILD**  
 ORGAN DOSE FACTOR      (SQ. METER-MREM/YR PER  $\mu$ CI/SEC)

| NUCLIDE | BONE     | LIVER    | THYROID  | KIDNEY   | LUNG     | GI-LI    | WHOLE BODY |
|---------|----------|----------|----------|----------|----------|----------|------------|
| H---3   | 0.       | 3.20E+03 | 3.20E+03 | 2.11E+03 | 3.20E+03 | 3.20E+03 | 3.20E+03   |
| P---32  | 2.19E+10 | 1.37E+09 | 0.       | 0.       | 0.       | 2.46E+09 | 8.46E+08   |
| CR--51  | 0.       | 0.       | 2.19E+03 | 8.07E+02 | 4.85E+03 | 9.19E+05 | 3.66E+03   |
| MN--54  | 0.       | 1.08E+06 | 0.       | 3.20E+05 | 0.       | 3.29E+06 | 2.05E+05   |
| FE--59  | 4.12E+05 | 9.78E+05 | 0.       | 0.       | 2.72E+05 | 3.23E+06 | 3.72E+05   |
| CO--57  | 0.       | 1.64E+05 | 0.       | 0.       | 0.       | 4.15E+06 | 2.72E+05   |
| CO--58  | 0.       | 1.50E+06 | 0.       | 0.       | 0.       | 8.90E+06 | 4.51E+06   |
| CO--60  | 0.       | 5.06E+06 | 0.       | 0.       | 0.       | 2.80E+07 | 1.52E+07   |
| ZN--65  | 1.76E+08 | 5.57E+08 | 0.       | 3.73E+08 | 0.       | 3.51E+08 | 2.52E+08   |
| RB--86  | 0.       | 3.32E+08 | 0.       | 0.       | 0.       | 6.54E+07 | 1.55E+08   |
| SR--89  | 1.45E+10 | 0.       | 0.       | 0.       | 0.       | 5.43E+08 | 4.16E+08   |
| SR--90  | 2.37E+11 | 0.       | 0.       | 0.       | 0.       | 3.16E+09 | 6.02E+10   |
| Y---91  | 4.56E+03 | 0.       | 0.       | 0.       | 0.       | 6.06E+05 | 1.22E+02   |
| ZR--95  | 1.27E+04 | 5.37E+03 | 0.       | 2.23E+03 | 0.       | 9.22E+06 | 3.96E+03   |
| NB--95  | 3.30E+04 | 1.41E+04 | 0.       | 5.81E+03 | 0.       | 2.44E+07 | 1.04E+04   |
| RU-103  | 4.79E+02 | 0.       | 0.       | 4.99E+02 | 0.       | 1.26E+04 | 1.94E+02   |
| RU-106  | 1.13E+04 | 0.       | 0.       | 5.04E+03 | 0.       | 1.75E+05 | 1.40E+03   |
| AG110   | 7.45E+06 | 6.90E+06 | 0.       | 1.36E+07 | 0.       | 2.81E+09 | 4.10E+06   |

Based on 1  $\mu$ Ci/sec release rate of each isotope in and a value of 1. for X/Q, depleted X/Q and relative deposition

Note - the units for C---14 and H----3 are (mrem/yr per  $\mu$ Ci/cu. meter)

ST. LUCIE PLANT  
 CHEMISTRY OPERATING PROCEDURE NO. C-200, REVISION 22  
 OFFSITE DOSE CALCULATION MANUAL (ODCM)

**TABLE G-10**  
**ENVIRONMENTAL PATHWAY-DOSE CONVERSION FACTORS R(I) FOR GASEOUS DISCHARGES**  
**PATHWAY - GOATS MILK (CONTAMINATED FORAGE)      AGE GROUP - CHILD**  
 ORGAN DOSE FACTOR (SQ. METER-MREM/YR PER  $\mu$ CI/SEC)

| NUCLIDE | BONE     | LIVER    | THYROID  | KIDNEY   | LUNG     | GI-LLI   | WHOLE BODY |
|---------|----------|----------|----------|----------|----------|----------|------------|
| SN-123  | 0.       | 0.       | 0.       | 0.       | 0.       | 0.       | 0.         |
| SN-126  | 2.10E+08 | 4.17E+06 | 1.22E+06 | 0.       | 5.97E+05 | 1.40E+08 | 6.30E+06   |
| SB-124  | 3.30E+06 | 6.22E+04 | 7.97E+03 | 0.       | 2.56E+06 | 9.33E+07 | 1.30E+06   |
| SB-125  | 3.75E+06 | 1.70E+05 | 1.43E+05 | 4.76E+05 | 3.40E+08 | 2.92E+07 | 7.19E+05   |
| TE 125M | 8.85E+06 | 2.40E+06 | 2.49E+06 | 8.46E+06 | 0.       | 8.54E+06 | 1.18E+06   |
| TE 127M | 6.21E+06 | 2.14E+06 | 1.75E+06 | 2.40E+07 | 0.       | 3.58E+07 | 7.92E+05   |
| TE 129M | 3.32E+07 | 9.27E+06 | 1.06E+07 | 3.23E+07 | 0.       | 4.00E+07 | 5.15E+06   |
| I--130  | 5.45E+05 | 1.61E+06 | 2.05E+08 | 2.51E+06 | 0.       | 1.38E+06 | 6.35E+05   |
| I--131  | 1.48E+09 | 1.52E+09 | 4.94E+11 | 9.28E+08 | 0.       | 1.30E+08 | 1.15E+09   |
| I--132  | 2.13E-01 | 5.71E-01 | 7.51E+01 | 9.10E-01 | 0.       | 1.07E-01 | 2.03E-01   |
| I--133  | 2.14E+07 | 2.64E+07 | 6.36E+09 | 1.55E+07 | 0.       | 1.07E+07 | 1.04E+07   |
| I--134  | 0.       | 0.       | 1.27E-09 | 0.       | 0.       | 0.       | 0.         |
| I--135  | 1.79E+04 | 4.72E+04 | 6.18E+06 | 7.51E+04 | 2.42E-01 | 5.29E+04 | 1.73E+04   |
| CS-134  | 6.50E+10 | 1.10E+11 | 0.       | 1.39E+10 | 1.22E+10 | 5.92E+08 | 2.33E+10   |
| CS-136  | 8.34E+08 | 3.29E+09 | 0.       | 1.83E+09 | 2.51E+08 | 3.74E+08 | 2.37E+09   |
| CS-137  | 9.23E+10 | 8.93E+10 | 0.       | 1.10E+10 | 1.05E+10 | 5.44E+08 | 1.33E+10   |
| BA-140  | 1.40E+07 | 1.23E+04 | 0.       | 1.47E+03 | 7.31E+03 | 9.30E+05 | 8.21E+05   |
| CE-141  | 1.49E+04 | 7.46E+03 | 0.       | 1.17E+03 | 0.       | 9.36E+06 | 1.11E+03   |
| CE-144  | 1.20E+06 | 3.76E+05 | 0.       | 6.80E+04 | 0.       | 9.78E+07 | 6.41E+04   |

Based on 1  $\mu$ Ci/sec release rate of each isotope in and a value of 1. for X/Q, depleted X/Q and relative deposition

Note - the units for C---14 and H----3 are (mrem/yr per  $\mu$ Ci/cu. meter)

ST. LUCIE PLANT  
 CHEMISTRY OPERATING PROCEDURE NO. C-200, REVISION 22  
 OFFSITE DOSE CALCULATION MANUAL (ODCM)

**TABLE G-11**  
**ENVIRONMENTAL PATHWAY-DOSE CONVERSION FACTORS R(I) FOR GASEOUS DISCHARGES**  
**PATHWAY - MEAT (CONTAMINATED FORAGE)      AGE GROUP - CHILD**  
 ORGAN DOSE FACTOR      (SQ. METER-MREM/YR PER  $\mu$ CI/SEC)

| NUCLIDE | BONE     | LIVER    | THYROID  | KIDNEY   | LUNG     | GILLI    | WHOLE BODY |
|---------|----------|----------|----------|----------|----------|----------|------------|
| H---3   | 0.       | 2.33E+02 | 2.33E+02 | 1.54E+02 | 2.33E+02 | 2.33E+02 | 2.33E+02   |
| P---32  | 1.74E+09 | 1.09E+08 | 0.       | 0.       | 0.       | 1.96E+08 | 6.73E+07   |
| CR--51  | 0.       | 0.       | 1.58E+03 | 5.82E+02 | 3.50E+03 | 6.63E+05 | 2.64E+03   |
| MN--54  | 0.       | 3.42E+06 | 0.       | 1.02E+06 | 0.       | 1.05E+07 | 6.54E+05   |
| FE--59  | 9.95E+07 | 2.36E+08 | 0.       | 0.       | 6.55E+07 | 7.79E+08 | 8.98E+07   |
| CO--57  | 0.       | 2.10E+06 | 0.       | 0.       | 0.       | 5.33E+07 | 3.50E+06   |
| CO--58  | 0.       | 1.69E+07 | 0.       | 0.       | 0.       | 1.00E+08 | 5.10E+07   |
| CO--60  | 0.       | 6.77E+07 | 0.       | 0.       | 0.       | 3.75E+08 | 2.03E+08   |
| ZN--65  | 1.33E+08 | 4.22E+08 | 0.       | 2.82E+08 | 0.       | 2.66E+08 | 1.91E+08   |
| RB--86  | 0.       | 1.82E+08 | 0.       | 0.       | 0.       | 3.59E+07 | 8.50E+07   |
| SR--89  | 5.04E+08 | 0.       | 0.       | 0.       | 0.       | 1.88E+07 | 1.44E+07   |
| SR--90  | 1.05E+10 | 0.       | 0.       | 0.       | 0.       | 7.02E+08 | 2.67E+09   |
| Y---91  | 1.76E+06 | 0.       | 0.       | 0.       | 0.       | 2.33E+08 | 4.69E+04   |
| ZR--95  | 4.62E+06 | 1.51E+06 | 0.       | 7.47E+05 | 0.       | 2.22E+09 | 1.20E+06   |
| NB--95  | 2.68E+06 | 1.15E+06 | 0.       | 4.72E+05 | 0.       | 1.98E+09 | 8.41E+05   |
| RU-103  | 1.45E+08 | 0.       | 0.       | 1.51E+08 | 0.       | 3.81E+09 | 5.87E+07   |
| RU-106  | 4.51E+09 | 0.       | 0.       | 2.02E+09 | 0.       | 7.01E+10 | 5.61E+08   |
| AG110   | 2.50E+06 | 2.31E+06 | 0.       | 4.55E+06 | 0.       | 9.44E+08 | 1.38E+06   |

Based on 1  $\mu$ Ci/sec release rate of each isotope in and a value of 1. for X/Q, depleted X/Q and relative deposition

Note - the units for C---14 and H----3 are (mrem/yr per  $\mu$ Ci/cu. meter)

ST. LUCIE PLANT  
 CHEMISTRY OPERATING PROCEDURE NO. C-200, REVISION 22  
OFFSITE DOSE CALCULATION MANUAL (ODCM)

**TABLE G-11**  
**ENVIRONMENTAL PATHWAY-DOSE CONVERSION FACTORS R(I) FOR GASEOUS DISCHARGES**  
**PATHWAY - MEAT (CONTAMINATED FORAGE)      AGE GROUP - CHILD**  
 ORGAN DOSE FACTOR      (SQ. METER-MREM/YR PER  $\mu$ CI/SEC)

| NUCLIDE | BONE     | LIVER    | THYROID  | KIDNEY   | LUNG     | GI-LLI   | WHOLE BODY |
|---------|----------|----------|----------|----------|----------|----------|------------|
| SN-123  | 0.       | 0.       | 0.       | 0.       | 0.       | 0.       | 0.         |
| SN-126  | 6.92E+09 | 1.37E+08 | 4.02E+07 | 0.       | 2.41E+06 | 2.31E+09 | 1.98E+08   |
| SB-124  | 7.40E+06 | 1.40E+05 | 1.79E+04 | 0.       | 5.74E+06 | 2.10E+08 | 2.93E+06   |
| SB-125  | 7.66E+07 | 1.84E+07 | 1.90E+07 | 6.47E+07 | 9.26E+08 | 1.44E+08 | 1.08E+07   |
| TE 125M | 5.69E+08 | 1.54E+08 | 1.60E+08 | 5.44E+08 | 0.       | 5.49E+08 | 7.59E+07   |
| TE 127M | 4.40E+08 | 1.51E+08 | 1.24E+08 | 1.70E+09 | 0.       | 2.54E+09 | 5.61E+07   |
| TE 129M | 1.84E+09 | 5.12E+08 | 5.87E+08 | 1.78E+09 | 0.       | 2.21E+09 | 2.84E+08   |
| I--130  | 8.87E-07 | 2.63E-06 | 3.34E-04 | 4.08E-06 | 0.       | 2.25E-06 | 1.03E-06   |
| I--131  | 1.58E+07 | 1.62E+07 | 5.25E+09 | 9.86E+06 | 0.       | 1.38E+06 | 1.22E+07   |
| I--132  | 0.       | 0.       | 0.       | 0.       | 0.       | 0.       | 0.         |
| I--133  | 6.86E-01 | 8.47E-01 | 2.04E+02 | 4.97E-01 | 0.       | 3.43E-01 | 3.33E-01   |
| I--134  | 0.       | 0.       | 0.       | 0.       | 0.       | 0.       | 0.         |
| I--135  | 3.21E-02 | 2.96E-02 | 0.       | 1.12E-02 | 3.37E-03 | 6.92E-04 | 1.32E-02   |
| CS-134  | 8.83E+08 | 1.49E+09 | 0.       | 1.89E+08 | 1.65E+08 | 8.04E+06 | 3.16E+08   |
| CS-136  | 4.41E+06 | 1.74E+07 | 0.       | 9.69E+06 | 1.33E+06 | 1.98E+06 | 1.25E+07   |
| CS-137  | 1.27E+09 | 1.23E+09 | 0.       | 1.51E+08 | 1.44E+08 | 7.50E+06 | 1.84E+08   |
| BA-140  | 4.37E+07 | 3.84E+04 | 0.       | 4.59E+03 | 2.29E+04 | 6.03E+06 | 2.57E+06   |
| CE-141  | 2.10E+04 | 1.05E+04 | 0.       | 1.65E+03 | 0.       | 1.32E+07 | 1.57E+03   |
| CE-144  | 2.38E+06 | 7.46E+05 | 0.       | 1.35E+05 | 0.       | 1.94E+08 | 1.27E+05   |

Based on 1  $\mu$ Ci/sec release rate of each isotope in and a value of 1. for X/Q, depleted X/Q and relative deposition

Note - the units for C---14 and H----3 are (mrem/yr per  $\mu$ Ci/cu. meter)

ST. LUCIE PLANT  
 CHEMISTRY OPERATING PROCEDURE NO. C-200, REVISION 22  
OFFSITE DOSE CALCULATION MANUAL (ODCM)

**TABLE G-12**  
**ENVIRONMENTAL PATHWAY-DOSE CONVERSION FACTORS R(I) FOR GASEOUS DISCHARGES**  
**PATHWAY - FRESH FRUITS AND VEGETABLES**  
**AGE GROUP - CHILD**  
 ORGAN DOSE FACTOR (SQ. METER-MREM/YR PER  $\mu$ CI/SEC)

| NUCLIDE | BONE     | LIVER    | THYROID  | KIDNEY   | LUNG     | GI-LLI   | WHOLE BODY |
|---------|----------|----------|----------|----------|----------|----------|------------|
| H---3   | 0.       | 2.47E+02 | 2.47E+02 | 1.63E+02 | 2.47E+02 | 2.47E+02 | 2.47E+02   |
| P---32  | 4.22E+08 | 2.64E+07 | 0.       | 0.       | 0.       | 4.74E+07 | 1.63E+07   |
| CR--51  | 0.       | 0.       | 4.68E+03 | 1.73E+03 | 1.04E+04 | 1.97E+06 | 7.83E+03   |
| MN--54  | 0.       | 1.98E+07 | 0.       | 5.89E+06 | 0.       | 6.07E+07 | 3.78E+06   |
| FE--59  | 1.48E+07 | 3.51E+07 | 0.       | 0.       | 9.75E+06 | 1.16E+08 | 1.34E+07   |
| CO--57  | 0.       | 7.53E+05 | 0.       | 0.       | 0.       | 1.91E+07 | 1.25E+06   |
| CO--58  | 0.       | 6.94E+06 | 0.       | 0.       | 0.       | 4.13E+07 | 2.09E+07   |
| CO--60  | 0.       | 2.33E+07 | 0.       | 0.       | 0.       | 1.29E+08 | 6.98E+07   |
| ZN--65  | 2.08E+07 | 6.59E+07 | 0.       | 4.41E+07 | 0.       | 4.15E+07 | 2.98E+07   |
| RB--86  | 0.       | 5.28E+07 | 0.       | 0.       | 0.       | 1.04E+07 | 2.46E+07   |
| SR--89  | 4.84E+09 | 0.       | 0.       | 0.       | 0.       | 1.81E+08 | 1.39E+08   |
| SR--90  | 7.79E+10 | 0.       | 0.       | 0.       | 0.       | 1.52E+09 | 1.98E+10   |
| Y---91  | 2.12E+06 | 0.       | 0.       | 0.       | 0.       | 2.82E+08 | 5.65E+04   |
| ZR--95  | 4.06E+05 | 9.87E+04 | 0.       | 6.07E+04 | 0.       | 1.08E+08 | 8.81E+04   |
| NB--95  | 6.20E+04 | 2.64E+04 | 0.       | 1.09E+04 | 0.       | 4.58E+07 | 1.94E+04   |
| RU-103  | 2.24E+06 | 0.       | 0.       | 2.34E+06 | 0.       | 5.88E+07 | 9.05E+05   |
| RU-106  | 5.19E+07 | 0.       | 0.       | 2.32E+07 | 0.       | 8.07E+08 | 6.46E+06   |
| AG110   | 6.87E+05 | 6.36E+05 | 0.       | 1.25E+06 | 0.       | 2.59E+08 | 3.78E+05   |

Based on 1  $\mu$ Ci/sec release rate of each isotope in and a value of 1. for X/Q, depleted X/Q and relative deposition

ST. LUCIE PLANT  
 CHEMISTRY OPERATING PROCEDURE NO. C-200, REVISION 22  
OFFSITE DOSE CALCULATION MANUAL (ODCM)

**TABLE G-12**  
**ENVIRONMENTAL PATHWAY-DOSE CONVERSION FACTORS R(I) FOR GASEOUS DISCHARGES**  
**PATHWAY - FRESH FRUITS AND VEGETABLES**  
**AGE GROUP - CHILD**  
 ORGAN DOSE FACTOR (SQ. METER-MREM/YR PER  $\mu$ CI/SEC)

| NUCLIDE | BONE     | LIVER    | THYROID  | KIDNEY   | LUNG     | GI-LLI   | WHOLE BODY |
|---------|----------|----------|----------|----------|----------|----------|------------|
| SN-123  | 1.71E-05 | 2.14E-07 | 2.26E-07 | 0.       | 0.       | 8.50E-06 | 4.21E-07   |
| SN-126  | 3.87E+08 | 7.68E+06 | 2.25E+06 | 0.       | 1.75E+06 | 3.44E+08 | 1.19E+07   |
| SB-124  | 1.02E+07 | 1.93E+05 | 2.47E+04 | 0.       | 7.93E+06 | 2.89E+08 | 4.04E+06   |
| SB-125  | 1.22E+07 | 6.99E+05 | 6.22E+05 | 2.09E-06 | 1.04E+09 | 9.02E+07 | 2.29E+06   |
| TE 125M | 4.12E+07 | 1.12E+07 | 1.16E+07 | 3.94E+07 | 0.       | 3.97E+07 | 5.49E+06   |
| TE 127M | 2.88E+07 | 9.90E+06 | 8.09E+06 | 1.11E+08 | 0.       | 1.65E+08 | 3.67E+06   |
| TE 129M | 1.56E+08 | 4.35E+07 | 4.99E+07 | 1.51E+08 | 0.       | 1.88E+08 | 2.41E+07   |
| I--130  | 1.60E+05 | 4.73E+05 | 6.02E+07 | 7.35E+05 | 0.       | 4.05E+05 | 1.86E+05   |
| I--131  | 1.24E+08 | 1.27E+08 | 4.13E+10 | 7.75E+07 | 0.       | 1.09E+07 | 9.58E+07   |
| I--132  | 2.26E+01 | 6.05E+01 | 7.97E+03 | 9.65E+01 | 0.       | 1.14E+01 | 2.15E+01   |
| I--133  | 3.61E+06 | 4.46E+06 | 1.08E+09 | 2.62E+06 | 0.       | 1.81E+06 | 1.75E+06   |
| I--134  | 4.18E-05 | 1.14E-04 | 1.47E-02 | 1.81E-04 | 0.       | 9.89E-08 | 4.06E-05   |
| I--135  | 1.64E+04 | 4.33E+04 | 5.67E+06 | 6.89E+04 | 3.51E-03 | 4.85E+04 | 1.59E+04   |
| CS-134  | 9.97E+08 | 1.68E+09 | 0.       | 2.14E+08 | 1.87E+08 | 9.08E+06 | 3.57E+08   |
| CS-136  | 1.35E+07 | 5.32E+07 | 0.       | 2.96E+07 | 4.06E+06 | 6.05E+06 | 3.83E+07   |
| CS-137  | 1.41E+09 | 1.37E+09 | 0.       | 1.68E+08 | 1.60E+08 | 8.34E+06 | 2.04E+08   |
| BA-140  | 1.70E+08 | 1.56E+05 | 0.       | 1.78E+04 | 8.87E+04 | 2.08E+08 | 9.96E+06   |
| CE-141  | 1.17E+05 | 5.84E+04 | 0.       | 9.13E+03 | 0.       | 7.33E+07 | 8.69E+03   |
| CE-144  | 9.23E+06 | 2.89E+06 | 0.       | 5.22E+05 | 0.       | 7.51E+08 | 4.92E+05   |

Based on 1  $\mu$ Ci/sec release rate of each isotope in and a value of 1. for X/Q, depleted X/Q and relative deposition

ST. LUCIE PLANT  
 CHEMISTRY OPERATING PROCEDURE NO. C-200, REVISION 22  
OFFSITE DOSE CALCULATION MANUAL (ODCM)

**TABLE G-13**  
**ENVIRONMENTAL PATHWAY-DOSE CONVERSION FACTORS R(I) FOR GASEOUS DISCHARGES**  
**PATHWAY - INHALATION**  
**AGE GROUP - TEENAGER**  
**ORGAN DOSE FACTOR (MREM/YR PER  $\mu$ CI/CU. METER)**

| NUCLIDE | BONE     | LIVER    | THYROID  | KIDNEY   | LUNG     | GI-LLI   | WHOLE BODY |
|---------|----------|----------|----------|----------|----------|----------|------------|
| H---3   | 0.       | 8.48E+02 | 8.48E+02 | 1.07E+03 | 8.48E+02 | 8.48E+02 | 8.48E+02   |
| P---32  | 1.32E+06 | 7.72E+04 | 0.       | 0.       | 0.       | 8.64E+04 | 5.02E+04   |
| CR--51  | 0.       | 0.       | 5.95E+01 | 2.28E+01 | 1.44E+04 | 3.32E+03 | 1.00E+02   |
| MN--54  | 0.       | 3.96E+04 | 0.       | 9.84E+03 | 1.40E+06 | 7.74E+04 | 6.30E+03   |
| FE--59  | 1.18E+04 | 2.78E+07 | 0.       | 0.       | 1.02E+06 | 1.88E+05 | 1.06E+04   |
| CO--57  | 0.       | 6.92E+02 | 0.       | 0.       | 3.70E+05 | 3.14E+04 | 6.71E+02   |
| CO--58  | 0.       | 1.76E+02 | 0.       | 0.       | 1.37E+06 | 9.52E+04 | 2.34E+02   |
| CO--60  | 0.       | 1.24E+03 | 0.       | 0.       | 8.56E+06 | 2.35E+05 | 1.65E+03   |
| ZN--65  | 3.24E+04 | 1.03E+05 | 0.       | 6.90E+04 | 8.72E+05 | 5.34E+04 | 4.66E+04   |
| RB--86  | 0.       | 1.35E+05 | 0.       | 0.       | 0.       | 1.66E+04 | 5.90E+04   |
| SR--89  | 3.87E+04 | 0.       | 0.       | 0.       | 2.50E+06 | 3.54E+05 | 1.11E+03   |
| SR--90  | 1.18E+07 | 0.       | 0.       | 0.       | 1.66E+07 | 7.24E+05 | 7.23E+05   |
| Y---91  | 5.38E+04 | 0.       | 0.       | 0.       | 2.86E+06 | 3.74E+05 | 1.44E+03   |
| ZR--95  | 1.09E+04 | 3.63E+03 | 0.       | 5.42E+04 | 2.56E+06 | 1.33E+05 | 2.54E+03   |
| NB--95  | 1.36E+03 | 8.24E+02 | 0.       | 7.74E+03 | 7.17E+05 | 8.80E+04 | 4.62E+02   |
| RU-103  | 1.63E+02 | 0.       | 0.       | 5.83E+03 | 7.51E+05 | 9.44E+04 | 7.32E+01   |
| RU-106  | 8.40E+03 | 0.       | 0.       | 1.34E+05 | 1.64E+07 | 9.28E+05 | 1.06E+03   |
| AG110   | 1.08E+04 | 1.00E+04 | 0.       | 1.97E+04 | 4.64E+06 | 3.02E+05 | 5.94E+03   |

Based on 1  $\mu$ Ci/sec release rate of each isotope in and a value of 1. for X/Q, depleted X/Q and relative deposition

ST. LUCIE PLANT  
 CHEMISTRY OPERATING PROCEDURE NO. C-200, REVISION 22  
 OFFSITE DOSE CALCULATION MANUAL (ODCM)

**TABLE G-13**  
**ENVIRONMENTAL PATHWAY-DOSE CONVERSION FACTORS R(I) FOR GASEOUS DISCHARGES**  
**PATHWAY - INHALATION**  
**AGE GROUP - TEENAGER**  
**ORGAN DOSE FACTOR (MREM/YR PER  $\mu$ C/CU. METER)**

| NUCLIDE | BONE     | LIVER    | THYROID  | KIDNEY   | LUNG     | GI-LLI   | WHOLE BODY |
|---------|----------|----------|----------|----------|----------|----------|------------|
| SN-123  | 2.79E+04 | 6.14E+02 | 4.92E+02 | 0.       | 3.91E+06 | 3.13E+05 | 9.20E+02   |
| SN-126  | 1.26E+06 | 3.34E+04 | 9.84E+03 | 0.       | 9.36E+06 | 1.27E+05 | 4.80E+04   |
| SB-124  | 3.12E+04 | 5.89E+02 | 7.55E+01 | 0.       | 2.48E+06 | 4.06E+05 | 1.24E+04   |
| SB-125  | 6.61E+04 | 7.13E+02 | 5.87E+01 | 0.       | 2.20E+06 | 1.01E+05 | 1.33E+04   |
| TE 125M | 4.07E+02 | 1.86E+02 | 1.17E+02 | 1.24E+04 | 5.36E+05 | 7.08E+04 | 5.53E+01   |
| TE 127M | 1.26E+04 | 5.62E+03 | 3.29E+03 | 4.58E+04 | 9.60E+05 | 1.50E+05 | 1.57E+03   |
| TE 129M | 1.19E+03 | 5.64E+02 | 3.90E+02 | 3.66E+04 | 2.03E+06 | 3.84E+05 | 1.92E+02   |
| I--130  | 4.58E+03 | 1.34E+04 | 1.74E+06 | 2.09E+04 | 0.       | 7.69E+03 | 5.29E+03   |
| I--131  | 3.37E+04 | 4.72E+04 | 1.39E+07 | 6.14E+04 | 0.       | 5.96E+03 | 2.82E+04   |
| I--132  | 1.16E+03 | 3.26E+03 | 4.38E+05 | 5.19E+03 | 0.       | 4.06E+02 | 1.16E+03   |
| I--133  | 1.23E+04 | 2.06E+04 | 3.83E+06 | 2.60E+04 | 0.       | 1.00E+04 | 6.34E+03   |
| I--134  | 6.45E+02 | 1.73E+03 | 2.30E+05 | 2.75E+03 | 0.       | 1.01E+00 | 6.16E+02   |
| I--135  | 2.69E+03 | 6.99E+03 | 9.36E+05 | 1.11E+04 | 0.       | 5.25E+03 | 2.58E+03   |
| CS-134  | 4.83E+05 | 1.10E+06 | 0.       | 2.88E+05 | 1.44E+05 | 8.96E+03 | 5.44E+05   |
| CS-136  | 3.91E+04 | 1.46E+05 | 0.       | 8.56E+04 | 1.20E+04 | 1.17E+04 | 1.11E+05   |
| CS-137  | 6.42E+05 | 8.24E+05 | 0.       | 2.22E+05 | 1.18E+05 | 7.68E+03 | 3.03E+05   |
| BA-140  | 5.30E+03 | 4.85E+00 | 0.       | 1.67E+01 | 2.02E+06 | 2.12E+04 | 3.42E+02   |
| CE-141  | 2.27E+03 | 1.52E+03 | 0.       | 6.26E+03 | 5.83E+05 | 1.14E+05 | 1.74E+02   |
| CE-144  | 4.19E+05 | 1.74E+05 | 0.       | 8.48E+05 | 1.38E+07 | 8.40E+05 | 2.24E+04   |

Based on 1  $\mu$ Ci/sec release rate of each isotope in and a value of 1. for X/Q, depleted X/Q and relative deposition



ST. LUCIE PLANT  
 CHEMISTRY OPERATING PROCEDURE NO. C-200, REVISION 22  
OFFSITE DOSE CALCULATION MANUAL (ODCM)

**TABLE G-14**  
**ENVIRONMENTAL PATHWAY-DOSE CONVERSION FACTORS R(I) FOR GASEOUS DISCHARGES**  
**PATHWAY - COWS MILK (CONTAMINATED FORAGE)      AGE GROUP - TEENAGER**  
 ORGAN DOSE FACTOR      (SQ. METER-MREM/YR PER  $\mu$ CI/SEC)

| NUCLIDE | BONE     | LIVER    | THYROID  | KIDNEY   | LUNG     | GI-LLI   | WHOLE BODY |
|---------|----------|----------|----------|----------|----------|----------|------------|
| H----3  | 0.       | 9.93E+02 | 9.93E+02 | 1.26E+03 | 9.93E+02 | 9.93E+02 | 9.93E+02   |
| P---32  | 2.21E+10 | 1.38E+09 | 0.       | 0.       | 0.       | 2.48E+09 | 8.54E+08   |
| CR--51  | 0.       | 0.       | 2.21E+04 | 8.15E+03 | 4.90E+04 | 9.29E+06 | 3.69E+04   |
| MN--54  | 0.       | 1.09E+07 | 0.       | 3.23E+06 | 0.       | 3.33E+07 | 2.07E+06   |
| FE--59  | 3.84E+07 | 9.12E+07 | 0.       | 0.       | 2.53E+07 | 3.01E+08 | 3.47E+07   |
| CO--57  | 0.       | 1.65E+06 | 0.       | 0.       | 0.       | 4.19E+07 | 2.75E+06   |
| CO--58  | 0.       | 8.10E+06 | 0.       | 0.       | 0.       | 1.10E+08 | 1.85E+07   |
| CO--60  | 0.       | 2.73E+07 | 0.       | 0.       | 0.       | 3.27E+08 | 6.23E+07   |
| ZN--65  | 1.77E+09 | 5.63E+09 | 0.       | 3.77E+09 | 0.       | 3.55E+09 | 2.55E+09   |
| RB--86  | 0.       | 3.35E+09 | 0.       | 0.       | 0.       | 6.61E+08 | 1.56E+09   |
| SR--89  | 2.80E+09 | 0.       | 0.       | 0.       | 0.       | 3.03E+08 | 8.03E+07   |
| SR--90  | 8.29E+10 | 0.       | 0.       | 0.       | 3.38E+06 | 1.76E+09 | 2.05E+10   |
| Y---91  | 1.54E+04 | 0.       | 0.       | 0.       | 0.       | 5.93E+06 | 4.12E+02   |
| ZR--95  | 4.78E+04 | 2.84E+04 | 0.       | 2.25E+04 | 0.       | 1.15E+08 | 1.60E+04   |
| NB--95  | 1.24E+05 | 7.46E+04 | 0.       | 5.87E+04 | 0.       | 3.05E+08 | 4.21E+04   |
| RU-103  | 1.69E+03 | 0.       | 0.       | 5.04E+03 | 0.       | 1.32E+05 | 7.56E+02   |
| RU-106  | 3.83E+04 | 0.       | 0.       | 5.09E+04 | 0.       | 1.73E+06 | 4.81E+03   |
| AG-110  | 7.53E+07 | 6.97E+07 | 0.       | 1.37E+08 | 0.       | 2.84E+10 | 4.14E+07   |

Based on 1  $\mu$ Ci/sec release rate of each isotope in and a value of 1. for X/Q, depleted X/Q and relative deposition

Note - the units for C---14 and H----3 are (mrem/yr per  $\mu$ Ci/cu. meter)

ST. LUCIE PLANT  
 CHEMISTRY OPERATING PROCEDURE NO. C-200, REVISION 22  
OFFSITE DOSE CALCULATION MANUAL (ODCM)

**TABLE G-14**  
**ENVIRONMENTAL PATHWAY-DOSE CONVERSION FACTORS R(I) FOR GASEOUS DISCHARGES**  
**PATHWAY - COWS MILK (CONTAMINATED FORAGE)      AGE GROUP - TEENAGER**  
 ORGAN DOSE FACTOR      (SQ. METER-MREM/YR PER  $\mu$ CI/SEC)

| NUCLIDE | BONE     | LIVER    | THYROID  | KIDNEY   | LUNG     | GI-LLI   | WHOLE BODY |
|---------|----------|----------|----------|----------|----------|----------|------------|
| SN-123  | 0.       | 0.       | 0.       | 0.       | 0.       | 0.       | 0.         |
| SN-126  | 2.12E+09 | 4.21E+07 | 1.24E+07 | 0.       | 6.03E+06 | 1.41E+09 | 6.37E+07   |
| SB-124  | 3.33E+07 | 6.29E+05 | 8.05E+04 | 0.       | 2.59E+07 | 9.43E+08 | 1.32E+07   |
| SB-125  | 3.45E+07 | 9.58E+05 | 5.05E+05 | 4.80E+06 | 3.43E+09 | 2.95E+08 | 6.82E+06   |
| TE 125M | 3.00E+07 | 1.08E+07 | 8.47E+06 | 8.55E+07 | 0.       | 8.39E+07 | 3.98E+06   |
| TE 127M | 6.02E+07 | 2.11E+07 | 1.59E+07 | 2.43E+08 | 0.       | 3.02E+08 | 7.45E+06   |
| TE 129M | 1.13E+08 | 4.18E+07 | 3.61E+07 | 3.27E+08 | 0.       | 3.93E+08 | 1.78E+07   |
| I--130  | 5.51E+05 | 1.63E+06 | 2.07E+08 | 2.53E+06 | 0.       | 1.40E+06 | 6.41E+05   |
| I--131  | 5.12E+08 | 7.24E+08 | 2.09E+11 | 9.38E+08 | 0.       | 1.37E+08 | 4.31E+08   |
| I--132  | 2.16E-01 | 5.76E-01 | 7.59E+01 | 9.19E-01 | 0.       | 1.08E-01 | 2.05E-01   |
| I--133  | 7.33E+06 | 1.24E+07 | 2.26E+09 | 1.56E+07 | 0.       | 9.02E+06 | 3.83E+06   |
| I--134  | 0.       | 0.       | 1.29E-09 | 0.       | 0.       | 0.       | 0.         |
| I--135  | 1.81E+04 | 4.77E+04 | 6.24E+06 | 7.58E+04 | 9.79E-02 | 5.34E+04 | 1.75E+04   |
| CS-134  | 9.44E+09 | 2.28E+10 | 0.       | 5.63E+09 | 2.76E+09 | 2.63E+08 | 1.06E+10   |
| CS-136  | 3.37E+08 | 1.33E+09 | 0.       | 7.41E+08 | 1.02E+08 | 1.51E+08 | 9.58E+08   |
| CS-137  | 1.28E+10 | 1.72E+10 | 0.       | 4.43E+09 | 2.28E+09 | 2.29E+08 | 6.04E+09   |
| BA-140  | 4.84E+07 | 5.95E+04 | 0.       | 1.48E+04 | 3.98E+04 | 9.16E+06 | 3.11E+06   |
| CE-141  | 5.05E+04 | 3.39E+04 | 0.       | 1.18E+04 | 0.       | 9.18E+07 | 3.89E+03   |
| CE-144  | 4.10E+06 | 1.68E+06 | 0.       | 6.87E+05 | 0.       | 9.65E+08 | 2.17E+05   |

Based on 1  $\mu$ Ci/sec release rate of each isotope in and a value of 1. for X/Q, depleted X/Q and relative deposition

Note - the units for C---14 and H----3 are (mrem/yr per  $\mu$ Ci/cu. meter)

ST. LUCIE PLANT  
 CHEMISTRY OPERATING PROCEDURE NO. C-200, REVISION 22  
 OFFSITE DOSE CALCULATION MANUAL (ODCM)

**TABLE G-15**  
**ENVIRONMENTAL PATHWAY-DOSE CONVERSION FACTORS R(I) FOR GASEOUS DISCHARGES**  
**PATHWAY - GOATS MILK (CONTAMINATED FORAGE)      AGE GROUP - TEENAGER**  
 ORGAN DOSE FACTOR      (SQ. METER-MREM/YR PER  $\mu$ CI/SEC)

| NUCLIDE | BONE     | LIVER    | THYROID  | KIDNEY   | LUNG     | GI-LLI   | WHOLE BODY |
|---------|----------|----------|----------|----------|----------|----------|------------|
| H---3   | 0.       | 2.03E+03 | 2.03E+03 | 2.56E+03 | 2.03E+03 | 2.03E+03 | 2.03E+03   |
| P---32  | 2.65E+10 | 1.66E+09 | 0.       | 0.       | 0.       | 2.98E+09 | 1.03E+09   |
| CR--51  | 0.       | 0.       | 2.65E+03 | 9.78E+02 | 5.88E+03 | 1.11E+06 | 4.43E+03   |
| MN--54  | 0.       | 1.30E+06 | 0.       | 3.88E+05 | 0.       | 3.99E+06 | 2.49E+05   |
| FE--59  | 4.99E+05 | 1.19E+06 | 0.       | 0.       | 3.29E+05 | 3.91E+06 | 4.51E+05   |
| CO--57  | 0.       | 1.98E+05 | 0.       | 0.       | 0.       | 5.03E+06 | 3.30E+05   |
| CO--58  | 0.       | 9.72E+05 | 0.       | 0.       | 0.       | 1.31E+07 | 2.22E+06   |
| CO--60  | 0.       | 3.28E+06 | 0.       | 0.       | 0.       | 3.93E+07 | 7.48E+06   |
| ZN--65  | 2.13E+08 | 6.76E+08 | 0.       | 4.52E+08 | 0.       | 4.26E+08 | 3.06E+08   |
| RB--86  | 0.       | 4.02E+08 | 0.       | 0.       | 0.       | 7.93E+07 | 1.88E+08   |
| SR--89  | 5.87E+09 | 0.       | 0.       | 0.       | 0.       | 6.37E+08 | 1.69E+08   |
| SR--90  | 1.74E+11 | 0.       | 0.       | 0.       | 4.05E+05 | 3.68E+09 | 4.30E+10   |
| Y---91  | 1.85E+03 | 0.       | 0.       | 0.       | 0.       | 7.11E+05 | 4.94E+01   |
| ZR--95  | 5.74E+03 | 3.41E+03 | 0.       | 2.70E+03 | 0.       | 1.38E+07 | 1.93E+03   |
| NB--95  | 1.49E+04 | 8.96E+03 | 0.       | 7.05E+03 | 0.       | 3.66E+07 | 5.05E+03   |
| RU-103  | 2.03E+02 | 0.       | 0.       | 6.05E+02 | 0.       | 1.58E+04 | 9.08E+01   |
| RU-106  | 4.59E+03 | 0.       | 0.       | 6.11E+03 | 0.       | 2.08E+05 | 5.78E+02   |
| AG110   | 9.04E+06 | 8.36E+06 | 0.       | 1.64E+07 | 0.       | 3.41E+09 | 4.97E+06   |

Based on 1  $\mu$ Ci/sec release rate of each isotope in and a value of 1. for X/Q, depleted X/Q and relative deposition

Note - the units for C---14 and H----3 are (mrem/yr per  $\mu$ Ci/cu. meter)

ST. LUCIE PLANT  
 CHEMISTRY OPERATING PROCEDURE NO. C-200, REVISION 22  
OFFSITE DOSE CALCULATION MANUAL (ODCM)

**TABLE G-15**  
**ENVIRONMENTAL PATHWAY-DOSE CONVERSION FACTORS R(I) FOR GASEOUS DISCHARGES**  
**PATHWAY - GOATS MILK (CONTAMINATED FORAGE)      AGE GROUP - TEENAGER**  
 ORGAN DOSE FACTOR      (SQ. METER-MREM/YR PER  $\mu$ CI/SEC)

| NUCLIDE | BONE     | LIVER    | THYROID  | KIDNEY   | LUNG     | GI-LLI   | WHOLE BODY |
|---------|----------|----------|----------|----------|----------|----------|------------|
| SN-123  | 0.       | 0.       | 0.       | 0.       | 0.       | 0.       | 0.         |
| SN-126  | 2.54E+08 | 5.05E+06 | 1.48E+06 | 0.       | 7.23E+05 | 1.69E+08 | 7.64E+06   |
| SB-124  | 4.00E+06 | 7.54E+04 | 9.66E+03 | 0.       | 3.10E+06 | 1.13E+08 | 1.58E+06   |
| SB-125  | 4.14E+06 | 1.15E+05 | 6.06E+04 | 5.77E+05 | 4.12E+08 | 3.54E+07 | 8.19E+05   |
| TE 125M | 3.61E+06 | 1.29E+06 | 1.02E+06 | 1.03E+07 | 0.       | 1.01E+07 | 4.78E+05   |
| TE 127M | 7.23E+06 | 2.52E+06 | 1.91E+06 | 2.92E+07 | 0.       | 3.63E+07 | 8.94E+05   |
| TE 129M | 1.35E+07 | 5.02E+06 | 4.34E+06 | 3.92E+07 | 0.       | 4.72E+07 | 2.13E+06   |
| I--130  | 6.61E+05 | 1.96E+06 | 2.49E+08 | 3.04E+06 | 0.       | 1.68E+06 | 7.69E+05   |
| I--131  | 6.15E+08 | 8.68E+08 | 2.50E+11 | 1.13E+09 | 0.       | 1.64E+08 | 5.17E+08   |
| I--132  | 2.59E-01 | 6.92E-01 | 9.11E+01 | 1.10E+00 | 0.       | 1.30E-01 | 2.46E-01   |
| I--133  | 8.79E+06 | 1.49E+07 | 2.71E+09 | 1.88E+07 | 0.       | 1.08E+07 | 4.59E+06   |
| I--134  | 0.       | 0.       | 1.55E-09 | 0.       | 0.       | 0.       | 0.         |
| I--135  | 2.17E+04 | 5.73E+04 | 7.49E+06 | 9.10E+04 | 2.94E-01 | 6.41E+04 | 2.10E+04   |
| CS-134  | 2.83E+10 | 6.83E+10 | 0.       | 1.69E+10 | 8.27E+09 | 7.88E+08 | 3.19E+10   |
| CS-136  | 1.01E+09 | 3.99E+09 | 0.       | 2.22E+09 | 3.05E+08 | 4.54E+08 | 2.87E+09   |
| CS-137  | 3.84E+10 | 5.16E+10 | 0.       | 1.33E+10 | 6.85E+09 | 6.88E+08 | 1.81E+10   |
| BA-140  | 5.81E+06 | 7.14E+03 | 0.       | 1.78E+03 | 4.78E+03 | 1.10E+06 | 3.73E+05   |
| CE-141  | 6.06E+03 | 4.07E+03 | 0.       | 1.41E+03 | 0.       | 1.10E+07 | 4.66E+02   |
| CE-144  | 4.92E+05 | 2.02E+05 | 0.       | 8.24E+04 | 0.       | 1.16E+08 | 2.61E+04   |

Based on 1  $\mu$ Ci/sec release rate of each isotope in and a value of 1. for X/Q, depleted X/Q and relative deposition

Note - the units for C---14 and H----3 are (mrem/yr per  $\mu$ Ci/cu. meter)

ST. LUCIE PLANT  
 CHEMISTRY OPERATING PROCEDURE NO. C-200, REVISION 22  
OFFSITE DOSE CALCULATION MANUAL (ODCM)

**TABLE G-16**  
**ENVIRONMENTAL PATHWAY-DOSE CONVERSION FACTORS R(I) FOR GASEOUS DISCHARGES**  
**PATHWAY - MEAT (CONTAMINATED FORAGE)      AGE GROUP - TEENAGER**  
 ORGAN DOSE FACTOR (SQ. METER-MREM/YR PER  $\mu$ CI/SEC)

| NUCLIDE | BONE     | LIVER    | THYROID  | KIDNEY   | LUNG     | GI-LLI   | WHOLE BODY |
|---------|----------|----------|----------|----------|----------|----------|------------|
| H---3   | 0.       | 1.93E+02 | 1.93E+02 | 2.44E+02 | 1.93E+02 | 1.93E+02 | 1.93E+02   |
| P---32  | 2.76E+09 | 1.73E+08 | 0.       | 0.       | 0.       | 3.10E+08 | 1.07E+08   |
| CR--51  | 0.       | 0.       | 2.50E+03 | 9.22E+02 | 5.55E+03 | 1.05E+06 | 4.18E+03   |
| MN--54  | 0.       | 5.42E+06 | 0.       | 1.61E+06 | 0.       | 1.66E+07 | 1.04E+06   |
| FE--59  | 1.58E+08 | 3.74E+08 | 0.       | 0.       | 1.04E+08 | 1.24E+09 | 1.42E+08   |
| CO--57  | 0.       | 3.33E+06 | 0.       | 0.       | 0.       | 8.45E+07 | 5.54E+06   |
| CO--58  | 0.       | 1.44E+07 | 0.       | 0.       | 0.       | 1.94E+08 | 3.27E+07   |
| CO--60  | 0.       | 5.73E+07 | 0.       | 0.       | 0.       | 6.87E+08 | 1.31E+08   |
| ZN--65  | 2.11E+08 | 6.69E+08 | 0.       | 4.47E+08 | 0.       | 4.21E+08 | 3.03E+08   |
| RB--86  | 0.       | 2.89E+08 | 0.       | 0.       | 0.       | 5.69E+07 | 1.35E+08   |
| SR--89  | 2.66E+08 | 0.       | 0.       | 0.       | 0.       | 2.89E+07 | 7.64E+06   |
| SR--90  | 1.01E+10 | 0.       | 0.       | 0.       | 2.79E+08 | 1.02E+09 | 2.49E+09   |
| Y---91  | 9.34E+05 | 0.       | 0.       | 0.       | 0.       | 3.59E+08 | 2.49E+04   |
| ZR--95  | 2.67E+06 | 1.24E+06 | 0.       | 1.18E+06 | 0.       | 4.20E+09 | 7.61E+05   |
| NB--95  | 1.58E+06 | 9.51E+05 | 0.       | 7.48E+05 | 0.       | 3.88E+09 | 5.37E+05   |
| RU-103  | 8.05E+07 | 0.       | 0.       | 2.40E+08 | 0.       | 6.28E+09 | 3.60E+07   |
| RU-106  | 2.40E+09 | 0.       | 0.       | 3.20E+09 | 0.       | 1.09E+11 | 3.02E+08   |
| AG110   | 3.97E+06 | 3.67E+06 | 0.       | 7.21E+06 | 0.       | 1.50E+09 | 2.18E+06   |

Based on 1  $\mu$ Ci/sec release rate of each isotope in and a value of 1. for X/Q, depleted X/Q and relative deposition

Note - the units for C---14 and H----3 are (mrem/yr per  $\mu$ Ci/cu. meter)

ST. LUCIE PLANT  
 CHEMISTRY OPERATING PROCEDURE NO. C-200, REVISION 22  
OFFSITE DOSE CALCULATION MANUAL (ODCM)

**TABLE G-16**  
**ENVIRONMENTAL PATHWAY-DOSE CONVERSION FACTORS R(I) FOR GASEOUS DISCHARGES**  
**PATHWAY - MEAT (CONTAMINATED FORAGE)      AGE GROUP - TEENAGER**  
 ORGAN DOSE FACTOR (SQ. METER-MREM/YR PER  $\mu$ C/SEC)

| NUCLIDE | BONE     | LIVER    | THYROID  | KIDNEY   | LUNG     | GI-LLI   | WHOLE BODY |
|---------|----------|----------|----------|----------|----------|----------|------------|
| SN-123  | 0.       | 0.       | 0.       | 0.       | 0.       | 0.       | 0.         |
| SN-126  | 1.10E+10 | 2.18E+08 | 6.38E+07 | 0.       | 3.82E+06 | 3.66E+09 | 3.14E+08   |
| SB-124  | 1.17E+07 | 2.21E+05 | 2.84E+04 | 0.       | 9.11E+06 | 3.32E+08 | 4.64E+06   |
| SB-125  | 5.01E+07 | 1.31E+07 | 1.02E+07 | 1.03E+08 | 1.47E+09 | 2.25E+08 | 7.60E+06   |
| TE 125M | 3.03E+08 | 1.08E+08 | 8.55E+07 | 8.63E+08 | 0.       | 8.47E+08 | 4.02E+07   |
| TE 127M | 6.68E+08 | 2.34E+08 | 1.77E+08 | 2.69E+09 | 0.       | 3.35E+09 | 8.28E+07   |
| TE 129M | 9.78E+08 | 3.63E+08 | 3.13E+08 | 2.83E+09 | 0.       | 3.41E+09 | 1.53E+08   |
| I--130  | 1.41E-06 | 4.16E-06 | 5.30E-04 | 6.47E-06 | 0.       | 3.57E-06 | 1.64E-06   |
| I--131  | 8.54E+06 | 1.21E+07 | 3.48E+09 | 1.56E+07 | 0.       | 2.28E+06 | 7.19E+06   |
| I--132  | 0.       | 0.       | 0.       | 0.       | 0.       | 0.       | 0.         |
| I--133  | 3.69E-01 | 6.26E-01 | 1.14E+02 | 7.88E-01 | 0.       | 4.55E-01 | 1.93E-01   |
| I--134  | 0.       | 0.       | 0.       | 0.       | 0.       | 0.       | 0.         |
| I--135  | 5.08E-02 | 4.69E-02 | 0.       | 1.78E-02 | 5.34E-03 | 1.10E-03 | 2.08E-02   |
| CS-134  | 5.03E+08 | 1.21E+09 | 0.       | 3.00E+08 | 1.47E+08 | 1.40E+07 | 5.66E+08   |
| CS-136  | 6.99E+06 | 2.76E+07 | 0.       | 1.54E+07 | 2.11E+06 | 3.14E+06 | 1.99E+07   |
| CS-137  | 6.92E+08 | 9.31E+08 | 0.       | 2.40E+08 | 1.24E+08 | 1.24E+07 | 3.27E+08   |
| BA-140  | 2.37E+07 | 2.93E+04 | 0.       | 7.28E+03 | 1.95E+04 | 9.19E+06 | 1.53E+06   |
| CE-141  | 1.12E+04 | 7.51E+03 | 0.       | 2.61E+03 | 0.       | 2.03E+07 | 8.61E+02   |
| CE-144  | 1.28E+06 | 5.23E+05 | 0.       | 2.14E+05 | 0.       | 3.00E+08 | 6.76E+04   |

Based on 1  $\mu$ Ci/sec release rate of each isotope in and a value of 1. for X/Q, depleted X/Q and relative deposition

Note - the units for C---14 and H---3 are (mrem/yr per  $\mu$ Ci/cu. meter)

ST. LUCIE PLANT  
 CHEMISTRY OPERATING PROCEDURE NO. C-200, REVISION 22  
 OFFSITE DOSE CALCULATION MANUAL (ODCM)

**TABLE G-17**  
**ENVIRONMENTAL PATHWAY-DOSE CONVERSION FACTORS R(I) FOR GASEOUS DISCHARGES**  
**PATHWAY - FRESH FRUITS AND VEGETABLES**      **AGE GROUP - TEENAGER**  
 ORGAN DOSE FACTOR (SQ. METER-MREM/YR PER  $\mu$ CI/SEC)

| NUCLIDE | BONE     | LIVER    | THYROID  | KIDNEY   | LUNG     | GI-LLI   | WHOLE BODY |
|---------|----------|----------|----------|----------|----------|----------|------------|
| H---3   | 0.       | 2.09E+02 | 2.09E+02 | 2.64E+02 | 2.09E+02 | 2.09E+02 | 2.09E+02   |
| P---32  | 6.81E+08 | 4.27E+07 | 0.       | 0.       | 0.       | 7.66E+07 | 2.64E+07   |
| CR--51  | 0.       | 0.       | 7.56E+03 | 2.79E+03 | 1.68E+04 | 3.18E+06 | 1.27E+04   |
| MN--54  | 0.       | 3.20E+07 | 0.       | 9.52E+06 | 0.       | 9.80E+07 | 6.11E+06   |
| FE--59  | 2.39E+07 | 5.67E+07 | 0.       | 0.       | 1.57E+07 | 1.87E+08 | 2.16E+07   |
| CO--57  | 0.       | 1.22E+06 | 0.       | 0.       | 0.       | 3.09E+07 | 2.02E+06   |
| CO--58  | 0.       | 6.01E+06 | 0.       | 0.       | 0.       | 8.12E+07 | 1.37E+07   |
| CO--60  | 0.       | 2.01E+07 | 0.       | 0.       | 0.       | 2.41E+08 | 4.58E+07   |
| ZN--65  | 3.35E+07 | 1.06E+08 | 0.       | 7.12E+07 | 0.       | 6.70E+07 | 4.82E+07   |
| RB--86  | 0.       | 8.52E+07 | 0.       | 0.       | 0.       | 1.68E+07 | 3.97E+07   |
| SR--89  | 2.61E+09 | 0.       | 0.       | 0.       | 0.       | 2.83E+08 | 7.48E+07   |
| SR--90  | 7.61E+10 | 0.       | 0.       | 0.       | 2.41E+08 | 2.31E+09 | 1.88E+10   |
| Y---91  | 1.15E+06 | 0.       | 0.       | 0.       | 0.       | 4.41E+08 | 3.06E+04   |
| ZR--95  | 2.35E+05 | 8.19E+04 | 0.       | 9.81E+04 | 0.       | 1.92E+08 | 5.61E+04   |
| NB--95  | 3.72E+04 | 2.24E+04 | 0.       | 1.76E+04 | 0.       | 9.14E+07 | 1.26E+04   |
| RU-103  | 1.27E+06 | 0.       | 0.       | 3.77E+06 | 0.       | 9.87E+07 | 5.66E+05   |
| RU-106  | 2.82E+07 | 0.       | 0.       | 3.75E+07 | 0.       | 1.28E+09 | 3.54E+06   |
| AG110   | 1.11E+06 | 1.03E+06 | 0.       | 2.02E+06 | 0.       | 4.19E+08 | 6.10E+05   |

Based on 1  $\mu$ Ci/sec release rate of each isotope in and a value of 1. for X/Q, depleted X/Q and relative deposition

ST. LUCIE PLANT  
 CHEMISTRY OPERATING PROCEDURE NO. C-200, REVISION 22  
 OFFSITE DOSE CALCULATION MANUAL (ODCM)

**TABLE G-17**  
**ENVIRONMENTAL PATHWAY-DOSE CONVERSION FACTORS R(I) FOR GASEOUS DISCHARGES**  
**PATHWAY - FRESH FRUITS AND VEGETABLES**  
**AGE GROUP - TEENAGER**  
 ORGAN DOSE FACTOR (SQ. METER-MREM/YR PER  $\mu$ CI/SEC)

| NUCLIDE | BONE     | LIVER    | THYROID  | KIDNEY   | LUNG     | GI-LLI   | WHOLE BODY |
|---------|----------|----------|----------|----------|----------|----------|------------|
| SN-123  | 9.25E-06 | 1.53E-07 | 1.22E-07 | 0.       | 0.       | 1.33E-05 | 2.28E-07   |
| SN-126  | 6.25E+08 | 1.24E+07 | 3.64E+06 | 0.       | 2.83E+06 | 5.55E+08 | 1.94E+07   |
| SB-124  | 1.65E+07 | 3.12E+05 | 3.99E+04 | 0.       | 1.28E+07 | 4.67E+08 | 6.53E+06   |
| SB-125  | 1.73E+07 | 5.97E+05 | 3.48E+05 | 3.38E+06 | 1.68E+09 | 1.45E+08 | 3.40E+06   |
| TE 125M | 2.23E+07 | 7.99E+06 | 6.30E+06 | 6.36E+07 | 0.       | 6.24E+07 | 2.96E+06   |
| TE 127M | 4.46E+07 | 1.55E+07 | 1.18E+07 | 1.80E+08 | 0.       | 2.23E+08 | 5.51E+06   |
| TE 129M | 8.46E+07 | 3.14E+07 | 2.71E+07 | 2.45E+08 | 0.       | 2.95E+08 | 1.33E+07   |
| I--130  | 2.58E+05 | 7.64E+05 | 9.72E+07 | 1.19E+06 | 0.       | 6.55E+05 | 3.00E+05   |
| I--131  | 6.84E+07 | 9.66E+07 | 2.79E+10 | 1.25E+08 | 0.       | 1.83E+07 | 5.76E+07   |
| I--132  | 3.65E+01 | 9.77E+01 | 1.29E+04 | 1.56E+02 | 0.       | 1.84E+01 | 3.47E+01   |
| I--133  | 1.98E+06 | 3.36E+06 | 6.10E+08 | 4.23E+06 | 0.       | 2.44E+06 | 1.04E+06   |
| I--134  | 6.75E-05 | 1.83E-04 | 2.38E-02 | 2.92E-04 | 0.       | 1.60E-07 | 6.56E-05   |
| I--135  | 2.65E+04 | 7.00E+04 | 9.15E+06 | 1.11E+05 | 5.67E-03 | 7.84E+04 | 2.57E+04   |
| CS-134  | 5.79E+08 | 1.40E+09 | 0.       | 3.45E+08 | 1.69E+08 | 1.61E+07 | 6.52E+08   |
| CS-136  | 2.18E+07 | 8.60E+07 | 0.       | 4.78E+07 | 6.56E+06 | 9.77E+06 | 6.19E+07   |
| CS-137  | 7.83E+08 | 1.05E+09 | 0.       | 2.72E+08 | 1.40E+08 | 1.41E+07 | 3.70E+08   |
| BA-140  | 9.38E+07 | 1.21E+05 | 0.       | 2.88E+04 | 7.73E+04 | 3.19E+08 | 6.04E+06   |
| CE-141  | 6.32E+04 | 4.24E+04 | 0.       | 1.47E+04 | 0.       | 1.15E+08 | 4.86E+03   |
| CE-144  | 5.03E+06 | 2.06E+06 | 0.       | 8.43E+05 | 0.       | 1.19E+09 | 2.67E+05   |

Based on 1  $\mu$ Ci/sec release rate of each isotope in and a value of 1. for X/Q, depleted X/Q and relative deposition



ST. LUCIE PLANT  
 CHEMISTRY OPERATING PROCEDURE NO. C-200, REVISION 22  
 OFFSITE DOSE CALCULATION MANUAL (ODCM)

**TABLE G-18**  
**ENVIRONMENTAL PATHWAY-DOSE CONVERSION FACTORS R(I) FOR GASEOUS DISCHARGES**  
**PATHWAY - INHALATION      AGE GROUP - ADULT**  
**ORGAN DOSE FACTOR      (MREM/YR PER  $\mu$ CI/CU. METER)**

| NUCLIDE | BONE     | LIVER    | THYROID  | KIDNEY   | LUNG     | GI-LLI   | WHOLE BODY |
|---------|----------|----------|----------|----------|----------|----------|------------|
| H---3   | 0.       | 1.07E+03 | 1.07E+03 | 1.07E+03 | 1.07E+03 | 1.07E+03 | 1.07E+03   |
| P--32   | 1.32E+06 | 7.72E+04 | 0.       | 0.       | 0.       | 8.64E+04 | 5.02E+04   |
| CR--51  | 0.       | 0.       | 5.95E+01 | 2.28E+01 | 1.44E+04 | 3.32E+03 | 1.00E+02   |
| MN--54  | 0.       | 3.96E+04 | 0.       | 9.84E+03 | 1.40E+06 | 7.74E+04 | 6.30E+03   |
| FE--59  | 1.18E+04 | 2.78E+07 | 0.       | 0.       | 1.02E+06 | 1.88E+05 | 1.06E+04   |
| CO--57  | 0.       | 6.92E+02 | 0.       | 0.       | 3.70E+05 | 3.14E+04 | 6.71E+02   |
| CO--58  | 0.       | 1.58E+03 | 0.       | 0.       | 9.28E+05 | 1.06E+05 | 2.07E+03   |
| CO--60  | 0.       | 1.15E+04 | 0.       | 0.       | 5.98E+06 | 2.85E+05 | 1.48E+04   |
| ZN--65  | 3.24E+04 | 1.03E+05 | 0.       | 6.90E+04 | 8.72E+05 | 5.34E+04 | 4.66E+04   |
| RB--86  | 0.       | 1.35E+05 | 0.       | 0.       | 0.       | 1.66E+04 | 5.90E+04   |
| SR--89  | 3.04E+05 | 0.       | 0.       | 0.       | 1.40E+06 | 3.50E+05 | 8.72E+03   |
| SR--90  | 9.92E+07 | 0.       | 0.       | 0.       | 9.60E+06 | 7.22E+05 | 6.10E+06   |
| Y---91  | 4.62E+05 | 0.       | 0.       | 0.       | 1.70E+06 | 3.85E+05 | 1.24E+04   |
| ZR--95  | 1.07E+05 | 3.44E+04 | 0.       | 5.42E+04 | 1.78E+06 | 1.50E+05 | 2.33E+04   |
| NB--95  | 1.41E+04 | 7.82E+03 | 0.       | 7.74E+03 | 5.06E+05 | 1.04E+05 | 4.21E+03   |
| RU-103  | 1.53E+03 | 0.       | 0.       | 5.83E+03 | 5.06E+05 | 1.10E+05 | 6.58E+02   |
| RU-106  | 6.91E+04 | 0.       | 0.       | 1.34E+05 | 9.44E+06 | 9.12E+05 | 8.72E+03   |
| AG110   | 1.08E+04 | 1.00E+04 | 0.       | 1.97E+04 | 4.64E+06 | 3.02E+05 | 5.94E+03   |

Based on 1  $\mu$ Ci/sec release rate of each isotope in and a value of 1. for X/Q, depleted X/Q and relative deposition

ST. LUCIE PLANT  
 CHEMISTRY OPERATING PROCEDURE NO. C-200, REVISION 22  
 OFFSITE DOSE CALCULATION MANUAL (ODCM)

**TABLE G-18**  
**ENVIRONMENTAL PATHWAY-DOSE CONVERSION FACTORS R(I) FOR GASEOUS DISCHARGES**  
**PATHWAY - INHALATION**      **AGE GROUP - ADULT**  
**ORGAN DOSE FACTOR (MREMYR PER  $\mu$ CI/CU. METER)**

| NUCLIDE | BONE     | LIVER    | THYROID  | KIDNEY   | LUNG     | GI-LLI   | WHOLE BODY |
|---------|----------|----------|----------|----------|----------|----------|------------|
| SN-123  | 2.42E+05 | 5.33E+03 | 4.53E+03 | 0.       | 2.30E+06 | 3.14E+05 | 7.86E+03   |
| SN-126  | 1.26E+06 | 3.34E+04 | 9.84E+03 | 0.       | 9.36E+06 | 1.27E+05 | 4.80E+04   |
| SB-124  | 3.12E+04 | 5.89E+02 | 7.55E+01 | 0.       | 2.48E+06 | 4.06E+05 | 1.24E+04   |
| SB-125  | 6.61E+04 | 7.13E+02 | 5.87E+01 | 0.       | 2.20E+06 | 1.01E+05 | 1.33E+04   |
| TE 125M | 3.42E+03 | 1.58E+03 | 1.05E+03 | 1.24E+04 | 3.14E+05 | 7.06E+04 | 4.67E+02   |
| TE 127M | 1.26E+04 | 5.62E+03 | 3.29E+03 | 4.58E+04 | 9.60E+05 | 1.50E+05 | 1.57E+03   |
| TE 129M | 9.76E+03 | 4.67E+03 | 3.44E+03 | 3.66E+04 | 1.16E+06 | 3.83E+05 | 1.58E+03   |
| I--130  | 4.58E+03 | 1.34E+04 | 1.74E+06 | 2.09E+04 | 0.       | 7.69E+03 | 5.29E+03   |
| I--131  | 2.52E+04 | 3.58E+04 | 1.19E+07 | 6.14E+04 | 0.       | 6.28E+03 | 2.05E+04   |
| I--132  | 1.16E+03 | 3.26E+03 | 4.38E+05 | 5.19E+03 | 0.       | 4.06E+02 | 1.16E+03   |
| I--133  | 8.64E+03 | 1.49E+04 | 2.93E+06 | 2.60E+04 | 0.       | 8.72E+03 | 4.54E+03   |
| I--134  | 6.45E+02 | 1.73E+03 | 2.30E+05 | 2.75E+03 | 0.       | 1.01E+00 | 6.16E+02   |
| I--135  | 2.69E+03 | 6.99E+03 | 9.36E+05 | 1.11E+04 | 0.       | 5.25E+03 | 2.58E+03   |
| CS-134  | 3.74E+05 | 8.48E+05 | 0.       | 2.88E+05 | 9.76E+04 | 1.04E+04 | 7.29E+05   |
| CS-136  | 3.91E+04 | 1.46E+05 | 0.       | 8.56E+04 | 1.20E+04 | 1.17E+04 | 1.11E+05   |
| CS-137  | 4.78E+05 | 6.22E+05 | 0.       | 2.22E+05 | 7.53E+04 | 8.40E+03 | 4.29E+05   |
| BA-140  | 3.90E+04 | 4.90E+01 | 0.       | 1.67E+01 | 1.27E+06 | 2.18E+05 | 2.57E+03   |
| CE-141  | 1.99E+04 | 1.35E+04 | 0.       | 6.26E+03 | 3.62E+05 | 1.20E+05 | 1.53E+03   |
| CE-144  | 3.43E+06 | 1.43E+06 | 0.       | 8.48E+05 | 7.78E+06 | 8.16E+05 | 1.84E+05   |

Based on 1  $\mu$ Ci/sec release rate of each isotope in and a value of 1. for X/Q, depleted X/Q and relative deposition

ST. LUCIE PLANT  
 CHEMISTRY OPERATING PROCEDURE NO. C-200, REVISION 22  
OFFSITE DOSE CALCULATION MANUAL (ODCM)

**TABLE G-19**  
**ENVIRONMENTAL PATHWAY-DOSE CONVERSION FACTORS R(I) FOR GASEOUS DISCHARGES**  
**PATHWAY - COWS MILK (CONTAMINATED FORAGE)      AGE GROUP - ADULT**  
 ORGAN DOSE FACTOR      (SQ. METER-MREM/YR PER  $\mu$ CI/SEC)

| NUCLIDE | BONE     | LIVER    | THYROID  | KIDNEY   | LUNG     | GI-LLI   | WHOLE BODY |
|---------|----------|----------|----------|----------|----------|----------|------------|
| H---3   | 0.       | 9.73E+02 | 9.73E+02 | 9.73E+02 | 9.73E+02 | 9.73E+02 | 9.73E+02   |
| P---32  | 1.71E+10 | 1.07E+09 | 0.       | 0.       | 0.       | 1.92E+09 | 6.62E+08   |
| CR--51  | 0.       | 0.       | 1.71E+04 | 6.32E+03 | 3.80E+04 | 7.20E+06 | 2.86E+04   |
| MN--54  | 0.       | 8.41E+06 | 0.       | 2.50E+06 | 0.       | 2.58E+07 | 1.61E+06   |
| FE--59  | 2.98E+07 | 7.06E+07 | 0.       | 0.       | 1.96E+07 | 2.33E+08 | 2.69E+07   |
| CO--57  | 0.       | 1.28E+06 | 0.       | 0.       | 0.       | 3.25E+07 | 2.13E+06   |
| CO--58  | 0.       | 4.72E+06 | 0.       | 0.       | 0.       | 9.56E+07 | 1.06E+07   |
| CO--60  | 0.       | 1.65E+07 | 0.       | 0.       | 0.       | 3.08E+08 | 3.62E+07   |
| ZN--65  | 1.37E+09 | 4.36E+09 | 0.       | 2.92E+09 | 0.       | 2.75E+09 | 1.98E+09   |
| RB--86  | 0.       | 2.60E+09 | 0.       | 0.       | 0.       | 5.12E+08 | 1.21E+09   |
| SR--89  | 1.46E+09 | 0.       | 0.       | 0.       | 0.       | 2.33E+08 | 4.17E+07   |
| SR--90  | 4.70E+10 | 0.       | 0.       | 0.       | 0.       | 6.37E+08 | 1.15E+10   |
| Y---91  | 8.60E+03 | 0.       | 0.       | 0.       | 0.       | 4.73E+06 | 2.31E+02   |
| ZR--95  | 3.18E+04 | 1.75E+04 | 0.       | 1.75E+04 | 0.       | 1.05E+08 | 6.95E+03   |
| NB--95  | 8.26E+04 | 4.59E+04 | 0.       | 4.55E+04 | 0.       | 2.79E+08 | 1.80E+04   |
| RU-103  | 1.02E+03 | 0.       | 0.       | 3.91E+03 | 0.       | 1.19E+05 | 4.41E+02   |
| RU-106  | 2.04E+04 | 0.       | 0.       | 3.95E+04 | 0.       | 1.32E+06 | 2.58E+03   |
| AG110   | 5.84E+07 | 5.40E+07 | 0.       | 1.06E+08 | 0.       | 2.20E+10 | 3.21E+07   |

Based on 1  $\mu$ Ci/sec release rate of each isotope in and a value of 1. for X/Q, depleted X/Q and relative deposition

Note - the units for C---14 and H----3 are (mrem/yr per  $\mu$ Ci/cu. meter)

ST. LUCIE PLANT  
 CHEMISTRY OPERATING PROCEDURE NO. C-200, REVISION 22  
 OFFSITE DOSE CALCULATION MANUAL (ODCM)

**TABLE G-19**  
**ENVIRONMENTAL PATHWAY-DOSE CONVERSION FACTORS R(I) FOR GASEOUS DISCHARGES**  
**PATHWAY - COWS MILK (CONTAMINATED FORAGE)      AGE GROUP - ADULT**  
 ORGAN DOSE FACTOR (SQ. METER-MREM/YR PER  $\mu$ C/SEC)

| NUCLIDE | BONE     | LIVER    | THYROID  | KIDNEY   | LUNG     | GI-LLI   | WHOLE BODY |
|---------|----------|----------|----------|----------|----------|----------|------------|
| SN-123  | 0.       | 0.       | 0.       | 0.       | 0.       | 0.       | 0.         |
| SN-126  | 1.65E+09 | 3.27E+07 | 9.56E+06 | 0.       | 4.67E+06 | 1.09E+09 | 4.94E+07   |
| SB-124  | 2.58E+07 | 4.87E+05 | 6.24E+04 | 0.       | 2.00E+07 | 7.31E+08 | 1.02E+07   |
| SB-125  | 2.64E+07 | 6.06E+05 | 2.99E+05 | 3.72E+06 | 2.66E+09 | 2.29E+08 | 5.23E+06   |
| TE 125M | 1.63E+07 | 5.91E+06 | 4.91E+06 | 6.63E+07 | 0.       | 6.50E+07 | 2.18E+06   |
| TE 127M | 4.63E+07 | 1.63E+07 | 1.21E+07 | 1.88E+08 | 0.       | 2.11E+08 | 5.72E+06   |
| TE 129M | 6.06E+07 | 2.27E+07 | 2.09E+07 | 2.53E+08 | 0.       | 3.04E+08 | 9.61E+06   |
| I--130  | 4.27E+05 | 1.26E+06 | 1.61E+08 | 1.96E+06 | 0.       | 1.08E+06 | 4.97E+05   |
| I--131  | 2.96E+08 | 4.25E+08 | 1.39E+11 | 7.27E+08 | 0.       | 1.12E+08 | 2.43E+08   |
| I--132  | 1.67E-01 | 4.47E-01 | 5.88E+01 | 7.12E-01 | 0.       | 8.39E-02 | 1.59E-01   |
| I--133  | 4.00E+06 | 6.94E+06 | 1.33E+09 | 1.21E+07 | 0.       | 6.10E+06 | 2.12E+06   |
| I--134  | 0.       | 0.       | 9.98E-10 | 0.       | 0.       | 0.       | 0.         |
| I--135  | 1.40E+04 | 3.70E+04 | 4.84E+06 | 5.88E+04 | 7.58E-02 | 4.14E+04 | 1.36E+04   |
| CS-134  | 5.66E+09 | 1.35E+10 | 0.       | 4.36E+09 | 1.45E+09 | 2.36E+08 | 1.10E+10   |
| CS-136  | 2.61E+08 | 1.03E+09 | 0.       | 5.74E+08 | 7.87E+07 | 1.17E+08 | 7.43E+08   |
| CS-137  | 7.39E+09 | 1.01E+10 | 0.       | 3.44E+09 | 1.14E+09 | 1.95E+08 | 6.62E+09   |
| BA-140  | 2.69E+07 | 3.38E+04 | 0.       | 1.15E+04 | 1.93E+04 | 5.70E+07 | 1.78E+06   |
| CE-141  | 2.91E+04 | 1.97E+04 | 0.       | 9.13E+03 | 0.       | 7.52E+07 | 2.23E+03   |
| CE-144  | 2.15E+06 | 8.97E+05 | 0.       | 5.32E+05 | 0.       | 7.26E+08 | 1.15E+05   |

Based on 1  $\mu$ Ci/sec release rate of each isotope in and a value of 1. for X/Q, depleted X/Q and relative deposition

Note - the units for C---14 and H----3 are (mrem/yr per  $\mu$ Ci/cu. meter)

ST. LUCIE PLANT  
 CHEMISTRY OPERATING PROCEDURE NO. C-200, REVISION 22  
OFFSITE DOSE CALCULATION MANUAL (ODCM)

**TABLE G-20**  
**ENVIRONMENTAL PATHWAY-DOSE CONVERSION FACTORS R(I) FOR GASEOUS DISCHARGES**  
**PATHWAY - GOATS MILK (CONTAMINATED FORAGE)      AGE GROUP - ADULT**  
 ORGAN DOSE FACTOR      (SQ. METER-MREM/YR PER  $\mu$ CI/SEC)

| NUCLIDE | BONE     | LIVER    | THYROID  | KIDNEY   | LUNG     | GI-LLI   | WHOLE BODY |
|---------|----------|----------|----------|----------|----------|----------|------------|
| H---3   | 0.       | 1.99E+03 | 1.99E+03 | 1.99E+03 | 1.99E+03 | 1.99E+03 | 1.99E+03   |
| P---32  | 2.05E+10 | 1.29E+09 | 0.       | 0.       | 0.       | 2.31E+09 | 7.94E+08   |
| CR--51  | 0.       | 0.       | 2.05E+03 | 7.58E+02 | 4.56E+03 | 8.64E+05 | 3.43E+03   |
| MN--54  | 0.       | 1.01E+06 | 0.       | 3.00E+05 | 0.       | 3.09E+06 | 1.93E+05   |
| FE--59  | 3.87E+05 | 9.18E+05 | 0.       | 0.       | 2.55E+05 | 3.03E+06 | 3.50E+05   |
| CO--57  | 0.       | 1.54E+05 | 0.       | 0.       | 0.       | 3.90E+06 | 2.55E+05   |
| CO--58  | 0.       | 5.67E+05 | 0.       | 0.       | 0.       | 1.15E+07 | 1.27E+06   |
| CO--60  | 0.       | 1.98E+06 | 0.       | 0.       | 0.       | 3.70E+07 | 4.34E+06   |
| ZN--65  | 1.65E+08 | 5.24E+08 | 0.       | 3.50E+08 | 0.       | 3.30E+08 | 2.37E+08   |
| RB--86  | 0.       | 3.12E+08 | 0.       | 0.       | 0.       | 6.15E+07 | 1.45E+08   |
| SR--89  | 3.06E+09 | 0.       | 0.       | 0.       | 0.       | 4.89E+08 | 8.76E+07   |
| SR--90  | 9.87E+10 | 0.       | 0.       | 0.       | 0.       | 1.32E+09 | 2.41E+10   |
| Y---91  | 1.03E+03 | 0.       | 0.       | 0.       | 0.       | 5.68E+05 | 2.77E+01   |
| ZR--95  | 3.82E+03 | 2.10E+03 | 0.       | 2.10E+03 | 0.       | 1.26E+07 | 8.34E+02   |
| NB--95  | 9.92E+03 | 5.51E+03 | 0.       | 5.46E+03 | 0.       | 3.34E+07 | 2.17E+03   |
| RU-103  | 1.23E+02 | 0.       | 0.       | 4.69E+02 | 0.       | 1.43E+04 | 5.30E+01   |
| RU-106  | 2.45E+03 | 0.       | 0.       | 4.73E+03 | 0.       | 1.58E+05 | 3.10E+02   |
| AG110   | 7.00E+06 | 6.48E+06 | 0.       | 1.27E+07 | 0.       | 2.64E+09 | 3.85E+06   |

Based on 1  $\mu$ Ci/sec release rate of each isotope in and a value of 1. for X/Q, depleted X/Q and relative deposition

Note - the units for C---14 and H---3 are (mrem/yr per  $\mu$ Ci/cu. meter)

ST. LUCIE PLANT  
 CHEMISTRY OPERATING PROCEDURE NO. C-200, REVISION 22  
 OFFSITE DOSE CALCULATION MANUAL (ODCM)

**TABLE G-20**  
**ENVIRONMENTAL PATHWAY-DOSE CONVERSION FACTORS R(I) FOR GASEOUS DISCHARGES**  
**PATHWAY - GOATS MILK (CONTAMINATED FORAGE)      AGE GROUP - ADULT**  
 ORGAN DOSE FACTOR      (SQ. METER-MREM/YR PER  $\mu$ CI/SEC)

| NUCLIDE | BONE     | LIVER    | THYROID  | KIDNEY   | LUNG     | GI-LLI   | WHOLE BODY |
|---------|----------|----------|----------|----------|----------|----------|------------|
| SN-123  | 0.       | 0.       | 0.       | 0.       | 0.       | 0.       | 0.         |
| SN-126  | 1.97E+08 | 3.92E+06 | 1.15E+06 | 0.       | 5.61E+05 | 1.31E+08 | 5.92E+06   |
| SB-124  | 3.10E+06 | 5.85E+04 | 7.49E+03 | 0.       | 2.40E+06 | 8.77E+07 | 1.22E+06   |
| SB-125  | 3.16E+06 | 7.28E+04 | 3.58E+04 | 4.47E+05 | 3.19E+08 | 2.74E+07 | 6.29E+05   |
| TE 125M | 1.96E+06 | 7.10E+05 | 5.89E+05 | 7.95E+06 | 0.       | 7.81E+06 | 2.62E+05   |
| TE 127M | 5.57E+06 | 1.94E+06 | 1.47E+06 | 2.26E+07 | 0.       | 2.52E+07 | 6.86E+05   |
| TE 129M | 7.27E+06 | 2.72E+06 | 2.51E+06 | 3.04E+07 | 0.       | 3.65E+07 | 1.15E+06   |
| I--130  | 5.12E+05 | 1.52E+06 | 1.93E+08 | 2.36E+06 | 0.       | 1.30E+06 | 5.96E+05   |
| I--131  | 3.56E+08 | 5.10E+08 | 1.67E+11 | 8.72E+08 | 0.       | 1.34E+08 | 2.92E+08   |
| I--132  | 2.00E-01 | 5.36E-01 | 7.06E+01 | 8.55E-01 | 0.       | 1.01E-01 | 1.91E-01   |
| I--133  | 4.80E+06 | 8.32E+06 | 1.60E+09 | 1.45E+07 | 0.       | 7.32E+06 | 2.54E+06   |
| I--134  | 0.       | 0.       | 1.20E-09 | 0.       | 0.       | 0.       | 0.         |
| I--135  | 1.68E+04 | 4.44E+04 | 5.80E+06 | 7.05E+04 | 2.28E-01 | 4.97E+04 | 1.63E+04   |
| CS-134  | 1.70E+10 | 4.04E+10 | 0.       | 1.31E+10 | 4.34E+09 | 7.06E+08 | 3.30E+10   |
| CS-136  | 7.84E+08 | 3.09E+09 | 0.       | 1.72E+09 | 2.36E+08 | 3.52E+08 | 2.23E+09   |
| CS-137  | 2.22E+10 | 3.03E+10 | 0.       | 1.03E+10 | 3.42E+09 | 5.83E+08 | 1.99E+10   |
| BA-140  | 3.23E+06 | 4.05E+03 | 0.       | 1.38E+03 | 2.32E+03 | 6.84E+06 | 2.13E+05   |
| CE-141  | 3.49E+03 | 2.36E+03 | 0.       | 1.10E+03 | 0.       | 9.02E+06 | 2.68E+02   |
| CE-144  | 2.58E+05 | 1.08E+05 | 0.       | 6.39E+04 | 0.       | 8.71E+07 | 1.38E+04   |

Based on 1  $\mu$ Ci/sec release rate of each isotope in and a value of 1. for X/Q, depleted X/Q and relative deposition

Note - the units for C---14 and H----3 are (mrem/yr per  $\mu$ Ci/cu. meter)

ST. LUCIE PLANT  
 CHEMISTRY OPERATING PROCEDURE NO. C-200, REVISION 22  
OFFSITE DOSE CALCULATION MANUAL (ODCM)

**TABLE G-21**  
**ENVIRONMENTAL PATHWAY-DOSE CONVERSION FACTORS R(I) FOR GASEOUS DISCHARGES**  
**PATHWAY - MEAT (CONTAMINATED FORAGE)      AGE GROUP - ADULT**  
 ORGAN DOSE FACTOR      (SQ. METER-MREM/YR PER  $\mu$ CI/SEC)

| NUCLIDE | BONE     | LIVER    | THYROID  | KIDNEY   | LUNG     | GI-LLI   | WHOLE BODY |
|---------|----------|----------|----------|----------|----------|----------|------------|
| H---3   | 0.       | 4.13E+02 | 4.13E+02 | 4.13E+02 | 4.13E+02 | 4.13E+02 | 4.13E+02   |
| P---32  | 4.67E+09 | 2.93E+08 | 0.       | 0.       | 0.       | 5.25E+08 | 1.81E+08   |
| CR--51  | 0.       | 0.       | 4.23E+03 | 1.56E+03 | 9.38E+03 | 1.78E+06 | 7.07E+03   |
| MN--54  | 0.       | 9.18E+06 | 0.       | 2.73E+06 | 0.       | 2.81E+07 | 1.75E+06   |
| FE--59  | 2.67E+08 | 6.33E+08 | 0.       | 0.       | 1.76E+08 | 2.09E+09 | 2.41E+08   |
| CO--57  | 0.       | 5.64E+06 | 0.       | 0.       | 0.       | 1.43E+08 | 9.38E+06   |
| CO--58  | 0.       | 1.83E+07 | 0.       | 0.       | 0.       | 3.70E+08 | 4.09E+07   |
| CO--60  | 0.       | 7.55E+07 | 0.       | 0.       | 0.       | 1.41E+09 | 1.66E+08   |
| ZN--65  | 3.56E+08 | 1.13E+09 | 0.       | 7.57E+08 | 0.       | 7.13E+08 | 5.12E+08   |
| RB--86  | 0.       | 4.89E+08 | 0.       | 0.       | 0.       | 9.64E+07 | 2.28E+08   |
| SR--89  | 3.03E+08 | 0.       | 0.       | 0.       | 0.       | 4.84E+07 | 8.67E+06   |
| SR--90  | 1.25E+10 | 0.       | 0.       | 0.       | 0.       | 1.45E+09 | 3.05E+09   |
| Y---91  | 1.14E+06 | 0.       | 0.       | 0.       | 0.       | 6.26E+08 | 3.05E+04   |
| ZR--95  | 3.78E+06 | 1.67E+06 | 0.       | 2.01E+06 | 0.       | 8.30E+09 | 8.26E+05   |
| NB--95  | 2.30E+06 | 1.28E+06 | 0.       | 1.27E+06 | 0.       | 7.75E+09 | 5.02E+05   |
| RU-103  | 1.06E+08 | 0.       | 0.       | 4.06E+08 | 0.       | 1.24E+10 | 4.59E+07   |
| RU-106  | 2.80E+09 | 0.       | 0.       | 5.41E+09 | 0.       | 1.81E+11 | 3.54E+08   |
| AG110   | 6.71E+06 | 6.21E+06 | 0.       | 1.22E+07 | 0.       | 2.53E+09 | 3.69E+06   |

Based on 1  $\mu$ Ci/sec release rate of each isotope in and a value of 1. for X/Q, depleted X/Q and relative deposition

Note - the units for C---14 and H---3 are (mrem/yr per  $\mu$ Ci/cu. meter)

ST. LUCIE PLANT  
 CHEMISTRY OPERATING PROCEDURE NO. C-200, REVISION 22  
OFFSITE DOSE CALCULATION MANUAL (ODCM)

**TABLE G-21**  
**ENVIRONMENTAL PATHWAY-DOSE CONVERSION FACTORS R(I) FOR GASEOUS DISCHARGES**  
**PATHWAY - MEAT (CONTAMINATED FORAGE)      AGE GROUP - ADULT**  
 ORGAN DOSE FACTOR (SQ. METER-MREM/YR PER  $\mu$ Ci/SEC)

| NUCLIDE | BONE     | LIVER    | THYROID  | KIDNEY   | LUNG     | GI-LLI   | WHOLE BODY |
|---------|----------|----------|----------|----------|----------|----------|------------|
| SN-123  | 0.       | 0.       | 0.       | 0.       | 0.       | 0.       | 0.         |
| SN-126  | 1.86E+10 | 3.69E+08 | 1.08E+08 | 0.       | 6.46E+06 | 6.19E+09 | 5.33E+08   |
| SB-124  | 1.99E+07 | 3.75E+05 | 4.80E+04 | 0.       | 1.54E+07 | 5.62E+08 | 7.85E+06   |
| SB-125  | 6.65E+07 | 1.58E+07 | 1.29E+07 | 1.74E+08 | 2.49E+09 | 3.80E+08 | 1.05E+07   |
| TE 125M | 3.59E+08 | 1.30E+08 | 1.08E+08 | 1.46E+09 | 0.       | 1.43E+09 | 4.81E+07   |
| TE 127M | 1.13E+09 | 3.93E+08 | 2.96E+08 | 4.56E+09 | 0.       | 5.11E+09 | 1.39E+08   |
| TE 129M | 1.14E+09 | 4.29E+08 | 3.95E+08 | 4.79E+09 | 0.       | 5.76E+09 | 1.82E+08   |
| I--130  | 2.38E-06 | 7.05E-06 | 8.96E-04 | 1.10E-05 | 0.       | 6.04E-06 | 2.77E-06   |
| I--131  | 1.08E+07 | 1.55E+07 | 5.06E+09 | 2.65E+07 | 0.       | 4.07E+06 | 8.85E+06   |
| I--132  | 0.       | 0.       | 0.       | 0.       | 0.       | 0.       | 0.         |
| I--133  | 4.40E-01 | 7.63E-01 | 1.47E+02 | 1.33E+00 | 0.       | 6.71E-01 | 2.33E-01   |
| I--134  | 0.       | 0.       | 0.       | 0.       | 0.       | 0.       | 0.         |
| I--135  | 8.60E-02 | 7.94E-02 | 0.       | 3.01E-02 | 9.04E-03 | 1.86E-03 | 3.53E-02   |
| CS-134  | 6.58E+08 | 1.57E+09 | 0.       | 5.08E+08 | 1.68E+08 | 2.74E+07 | 1.28E+09   |
| CS-136  | 1.18E+07 | 4.67E+07 | 0.       | 2.60E+07 | 3.56E+06 | 5.31E+06 | 3.36E+07   |
| CS-137  | 8.73E+08 | 1.19E+09 | 0.       | 4.06E+08 | 1.35E+08 | 2.30E+07 | 7.82E+08   |
| BA-140  | 2.88E+07 | 3.63E+04 | 0.       | 1.23E+04 | 2.07E+04 | 6.87E+07 | 1.90E+06   |
| CE-141  | 1.41E+04 | 9.52E+03 | 0.       | 4.41E+03 | 0.       | 3.63E+07 | 1.08E+03   |
| CE-144  | 1.46E+06 | 6.10E+05 | 0.       | 3.62E+05 | 0.       | 4.93E+08 | 7.83E+04   |

Based on 1  $\mu$ Ci/sec release rate of each isotope in and a value of 1. for X/Q, depleted X/Q and relative deposition

Note - the units for C---14 and H----3 are (mrem/yr per  $\mu$ Ci/cu. meter)



ST. LUCIE PLANT  
 CHEMISTRY OPERATING PROCEDURE NO. C-200, REVISION 22  
 OFFSITE DOSE CALCULATION MANUAL (ODCM)

**TABLE G-22**  
**ENVIRONMENTAL PATHWAY-DOSE CONVERSION FACTORS R(I) FOR GASEOUS DISCHARGES**  
**PATHWAY - FRESH FRUITS AND VEGETABLES**  
**AGE GROUP - ADULT**  
 ORGAN DOSE FACTOR (SQ. METER-MREM/YR PER  $\mu$ C/SEC)

| NUCLIDE | BONE     | LIVER    | THYROID  | KIDNEY   | LUNG     | GI-LLI   | WHOLE BODY |
|---------|----------|----------|----------|----------|----------|----------|------------|
| H---3   | 0.       | 4.02E+02 | 4.02E+02 | 4.02E+02 | 4.02E+02 | 4.02E+02 | 4.02E+02   |
| P---32  | 1.04E+09 | 6.51E+07 | 0.       | 0.       | 0.       | 1.17E+08 | 4.02E+07   |
| CR--51  | 0.       | 0.       | 1.15E+04 | 4.25E+03 | 2.56E+04 | 4.85E+06 | 1.93E+04   |
| MN--54  | 0.       | 4.87E+07 | 0.       | 1.45E+07 | 0.       | 1.49E+08 | 9.31E+06   |
| FE--59  | 3.64E+07 | 8.64E+07 | 0.       | 0.       | 2.40E+07 | 2.85E+08 | 3.29E+07   |
| CO--57  | 0.       | 1.85E+06 | 0.       | 0.       | 0.       | 4.70E+07 | 3.08E+06   |
| CO--58  | 0.       | 6.89E+06 | 0.       | 0.       | 0.       | 1.40E+08 | 1.54E+07   |
| CO--60  | 0.       | 2.38E+07 | 0.       | 0.       | 0.       | 4.46E+08 | 5.23E+07   |
| ZN--65  | 5.11E+07 | 1.62E+08 | 0.       | 1.09E+08 | 0.       | 1.02E+08 | 7.34E+07   |
| RB--86  | 0.       | 1.30E+08 | 0.       | 0.       | 0.       | 2.56E+07 | 6.06E+07   |
| SR--89  | 2.67E+09 | 0.       | 0.       | 0.       | 0.       | 4.26E+08 | 7.64E+07   |
| SR--90  | 8.49E+10 | 0.       | 0.       | 0.       | 0.       | 2.14E+09 | 2.07E+10   |
| Y---91  | 1.26E+06 | 0.       | 0.       | 0.       | 0.       | 6.92E+08 | 3.37E+04   |
| ZR--95  | 2.93E+05 | 9.82E+04 | 0.       | 1.49E+05 | 0.       | 3.34E+08 | 6.38E+04   |
| NB--95  | 4.87E+04 | 2.71E+04 | 0.       | 2.68E+04 | 0.       | 1.64E+08 | 1.06E+04   |
| RU-103  | 1.50E+06 | 0.       | 0.       | 5.75E+06 | 0.       | 1.76E+08 | 6.49E+05   |
| RU-106  | 2.95E+07 | 0.       | 0.       | 5.71E+07 | 0.       | 1.91E+09 | 3.74E+06   |
| AG110   | 1.69E+06 | 1.56E+06 | 0.       | 3.08E+06 | 0.       | 6.38E+08 | 9.30E+05   |

Based on 1  $\mu$ Ci/sec release rate of each isotope in and a value of 1. for X/Q, depleted X/Q and relative deposition

ST. LUCIE PLANT  
 CHEMISTRY OPERATING PROCEDURE NO. C-200, REVISION 22  
OFFSITE DOSE CALCULATION MANUAL (ODCM)

**TABLE G-22**  
**ENVIRONMENTAL PATHWAY-DOSE CONVERSION FACTORS R(I) FOR GASEOUS DISCHARGES**  
**PATHWAY - FRESH FRUITS AND VEGETABLES**      **AGE GROUP - ADULT**  
**ORGAN DOSE FACTOR (SQ. METER-MREM/YR PER  $\mu$ CI/SEC)**

| NUCLIDE | BONE     | LIVER    | THYROID  | KIDNEY   | LUNG     | GI-LLI   | WHOLE BODY |
|---------|----------|----------|----------|----------|----------|----------|------------|
| SN-123  | 1.00E-05 | 1.66E-07 | 1.41E-07 | 0.       | 0.       | 2.04E-05 | 2.45E-07   |
| SN-126  | 9.52E+08 | 1.89E+07 | 5.54E+06 | 0.       | 4.31E+06 | 8.46E+08 | 2.94E+07   |
| SB-124  | 2.52E+07 | 4.75E+05 | 6.08E+04 | 0.       | 1.95E+07 | 7.12E+08 | 9.94E+06   |
| SB-125  | 2.58E+07 | 7.23E+05 | 4.03E+05 | 5.14E+06 | 2.56E+09 | 2.22E+08 | 5.10E+06   |
| TE 125M | 2.38E+07 | 8.65E+06 | 7.17E+06 | 9.69E+07 | 0.       | 9.51E+07 | 3.19E+06   |
| TE 127M | 6.75E+07 | 2.36E+07 | 1.77E+07 | 2.73E+08 | 0.       | 3.06E+08 | 8.32E+06   |
| TE 129M | 8.93E+07 | 3.34E+07 | 3.08E+07 | 3.73E+08 | 0.       | 4.49E+08 | 1.42E+07   |
| I--130  | 3.93E+05 | 1.16E+06 | 1.48E+08 | 1.81E+06 | 0.       | 9.98E+05 | 4.58E+05   |
| I--131  | 7.78E+07 | 1.12E+08 | 3.65E+10 | 1.91E+08 | 0.       | 2.94E+07 | 6.38E+07   |
| I--132  | 5.57E+01 | 1.49E+02 | 1.96E+04 | 2.38E+02 | 0.       | 2.80E+01 | 5.29E+01   |
| I--133  | 2.13E+06 | 3.69E+06 | 7.10E+08 | 6.44E+06 | 0.       | 3.24E+06 | 1.13E+06   |
| I--134  | 1.03E-04 | 2.79E-04 | 3.63E-02 | 4.45E-04 | 0.       | 2.43E-07 | 9.99E-05   |
| I--135  | 4.04E+04 | 1.07E+05 | 1.40E+07 | 1.70E+05 | 8.65E-03 | 1.19E+05 | 3.91E+04   |
| CS-134  | 6.82E+08 | 1.62E+09 | 0.       | 5.26E+08 | 1.74E+08 | 2.84E+07 | 1.33E+09   |
| CS-136  | 3.32E+07 | 1.31E+08 | 0.       | 7.29E+07 | 9.99E+06 | 1.49E+07 | 9.43E+07   |
| CS-137  | 8.90E+08 | 1.22E+09 | 0.       | 4.14E+08 | 1.37E+08 | 2.34E+07 | 7.98E+08   |
| BA-140  | 1.03E+08 | 1.35E+05 | 0.       | 4.39E+04 | 7.38E+04 | 6.65E+08 | 6.77E+06   |
| CE-141  | 7.16E+04 | 4.85E+04 | 0.       | 2.25E+04 | 0.       | 1.85E+08 | 5.49E+03   |
| CE-144  | 5.19E+06 | 2.17E+06 | 0.       | 1.29E+06 | 0.       | 1.75E+09 | 2.78E+05   |

Based on 1  $\mu$ Ci/sec release rate of each isotope in and a value of 1. for X/Q, depleted X/Q and relative deposition

ST. LUCIE PLANT  
 CHEMISTRY OPERATING PROCEDURE NO. C-200, REVISION 22  
OFFSITE DOSE CALCULATION MANUAL (ODCM)

**TABLE M-1**

Selecting the Appropriate Long Term (X/Q) for Dose Calculations Involving Noble Gases for:

- (1) Total Body dose from instantaneous releases
- (2) Skin dose from instantaneous releases
- (3) Gamma air dose (cumulative)
- (4) Beta air dose (cumulative)

| TYPE OF DOSE CALCULATION | LIMITING RANGE (miles) | LIMITING Sector   | (X/Q) VALUE<br>sec/m <sup>3</sup> |
|--------------------------|------------------------|---|-----------------------------------|
| Instantaneous            | 0.97                   | NW  | 1.6 X 10 <sup>-6</sup>            |
| 1/31 days                | 0.97                   | 1. Normally (X/Q) = 1.6 X 10 <sup>-6</sup> sec/m <sup>3</sup><br>2. May use option of actual meteorological data for time of concern. |                                   |
| Quarterly<br>Yearly      | 0.97                   |   |                                   |
| 12 Consecutive months    | 0.97                   |   |                                   |
| Annual Report            | 0.97                   | N/A   | Note-1                            |

**NOTE 1**

The (X/Q) has to be calculated based on actual meteorological data that occurred during the period of interest. The sector of interest is N/A because the limiting (X/Q) will be determined from the actual meteorological data and may occur in any sector.

0.97 miles      Corresponds to the minimum site boundary distance in the north direction and 0.97 miles was chosen for all other sectors for ease of calculations when the averaging is done for quarterly reports.

ST. LUCIE PLANT  
 CHEMISTRY OPERATING PROCEDURE NO. C-200, REVISION 22  
OFFSITE DOSE CALCULATION MANUAL (ODCM)

**TABLE M-2**

Selecting the Appropriate Long Term  $(X/Q)_D$  or  $(D/Q)$  for Dose

Calculations Involving Radioiodines & 8 D Particulates for:

- (1) Inhalation    (2) Tritium (All gas pathways)    (3) Ground Plane

| TYPE OF DOSE CALCULATION                           | LIMITING RANGE (miles) | LIMITING SECTOR (OL) | $(X/Q)_D$ sec/m <sup>3</sup> | $(D/Q)$ 1/m <sup>2</sup> |
|--|------------------------|----------------------|------------------------------|--------------------------|
| Instantaneous                                      | 0.97                   | NW                   | B<br>1.3 X 10 <sup>-6</sup>  |                          |
|  |                        | WNW                  |                              | 8.2 X 10 <sup>-9</sup>   |
| Annual Report                                      | 0.97                   | A                    | A, B                         |                          |
|  | 0.97                   | A                    |                              | A                        |
| 1/31 days,<br>Qtr. yearly,<br>Annual<br>Total Dose | 0.97                   | NW                   | B<br>1.3 X 10 <sup>-6</sup>  |                          |
|  | 0.97                   | WNW                  |                              | 8.2 X 10 <sup>-9</sup>   |

(OL) Over land areas only

- (A) To be determined by reduction of actual met data occurring during each quarter
- (B) For Tritium in the Milk Animal Pathway, the  $(X/Q)_D$  value should be that of the respective controlling sector and range where the Milk Animal is located as per Table M-3. Example: If a cow was located at 4.25 miles in NW sector, use the  $(X/Q)_D$  for 4.25 miles NW.

ST. LUCIE PLANT  
 CHEMISTRY OPERATING PROCEDURE NO. C-200, REVISION 22  
OFFSITE DOSE CALCULATION MANUAL (ODCM)

**TABLE M-3**

Selecting the Appropriate Long Term (D/Q) for Dose Calculations Involving  
 Radioiodines and 8D Particulates for Grass-Cow-Milk or Grass-Goat-Milk:

| TYPE OF DOSE CALCULATION | LIMITING RANGE | LIMITING SECTOR | (D/Q) Value<br>1/m <sup>2</sup> |
|--------------------------|----------------|-----------------|---------------------------------|
| Release Rate             | A              | A               | A                               |
| 1/31 Days                | B              | B               | B                               |
| Quarterly - Yearly       | B              | B               | B                               |
| Annual (Calendar Year)   | B              | B               | B                               |
| Annual Report            | C              | C               | C                               |

- A. The worst cow or goat as per locations from land census. If no milk animal in any sector, assume a cow at 4.25 miles in the highest (D/Q) sector over land.
- B. The historical (D/Q) of all land sectors with the worst cow or goat from each sector as reported in the Land Census. A 4.25 mile cow should be assumed in the worst sector over land when no milk animal is reported.
- C. The highest (D/Q) at a milk animal location of all milk animals reported in the Land Census Report. (If no milk animals within 5 miles a 4.25 mile cow should be assumed in the sector having the highest (D/Q) at 4.25 miles over land). Actual Met Data should be used for the selection of the worst case milk animal and for the dose calculations. If both goat and milk animals are reported inside 5 miles, dose calculations should be performed on each animal and the higher dose animal contribution should be used.

The historical wind frequency fractions for each sector are listed in Table M-8.

ST. LUCIE PLANT  
 CHEMISTRY OPERATING PROCEDURE NO. C-200, REVISION 22  
OFFSITE DOSE CALCULATION MANUAL (ODCM)

**TABLE M-4**  
**TERRAIN CORRECTION FACTORS**

Florida Power & Light Company  
 St. Lucie Unit 1  
 Hutchinson Island, Florida  
 Dames and Moore Job No: 4598 - 112      Base Distance in Miles/Kilometers

Terrain Correction Factors (PUFF / STRAIGHT LINE)  
 Period of Record: 8/29/77 to 8/31/78

| AFFECTED SECTOR | DESIGN DISTANCE MILES | .25   | .75   | 1.25  | 1.75  | 2.25  | 2.75  | 3.25  | 3.75  | 4.25  | 4.75  |
|-----------------|-----------------------|-------|-------|-------|-------|-------|-------|-------|-------|-------|-------|
| NNE             | 0.                    | 1.906 | 1.576 | 1.465 | 1.404 | 1.338 | 1.318 | 1.334 | 1.386 | 1.346 | 1.338 |
| NE              | 0.                    | 1.887 | 1.581 | 1.461 | 1.391 | 1.310 | 1.259 | 1.164 | 1.128 | 1.101 | 1.116 |
| ENE             | 0.                    | 1.452 | 1.230 | 1.122 | 1.081 | 1.047 | 1.033 | .941  | .941  | .906  | .902  |
| E               | 0.                    | 1.662 | 1.425 | 1.277 | 1.193 | 1.151 | 1.123 | 1.097 | 1.121 | 1.123 | 1.122 |
| ESE             | 0.                    | 1.690 | 1.483 | 1.328 | 1.260 | 1.246 | 1.190 | 1.134 | 1.094 | 1.032 | .968  |
| SE              | 0.                    | 1.818 | 1.691 | 1.470 | 1.427 | 1.435 | 1.361 | 1.366 | 1.331 | 1.279 | 1.239 |
| SSE             | 0.                    | 1.812 | 1.586 | 1.370 | 1.302 | 1.270 | 1.263 | 1.229 | 1.193 | 1.171 | 1.151 |
| S               | 0.                    | 1.398 | 1.321 | 1.125 | 1.083 | 1.108 | 1.127 | 1.073 | 1.063 | 1.047 | 1.024 |
| SSW             | 0.                    | 1.534 | 1.411 | 1.296 | 1.192 | 1.205 | 1.132 | 1.135 | 1.116 | 1.077 | 1.060 |
| SW              | 0.                    | 1.685 | 1.492 | 1.294 | 1.233 | 1.200 | 1.222 | 1.160 | 1.160 | 1.198 | 1.196 |
| WSW             | 0.                    | 1.620 | 1.333 | 1.210 | 1.173 | 1.082 | 1.091 | 1.099 | 1.056 | 1.034 | 1.004 |
| W               | 0.                    | 1.651 | 1.415 | 1.290 | 1.218 | 1.154 | 1.099 | 1.081 | 1.067 | 1.093 | 1.083 |
| WNW             | 0.                    | 1.720 | 1.430 | 1.267 | 1.185 | 1.150 | 1.133 | 1.125 | 1.085 | 1.033 | 1.045 |
| NW              | 0.                    | 1.681 | 1.407 | 1.257 | 1.173 | 1.119 | 1.078 | 1.063 | .995  | .998  | .978  |
| NNW             | 0.                    | 1.739 | 1.488 | 1.316 | 1.212 | 1.172 | 1.122 | 1.135 | 1.080 | 1.099 | 1.091 |
| N               | 0.                    | 1.816 | 1.524 | 1.389 | 1.285 | 1.257 | 1.263 | 1.285 | 1.267 | 1.231 | 1.213 |

Note 1: Any interpolations between stated mileages will be done by log-log

ST. LUCIE PLANT  
 CHEMISTRY OPERATING PROCEDURE NO. C-200, REVISION 22  
OFFSITE DOSE CALCULATION MANUAL (ODCM)

**TABLE M-5**  
**HISTORICAL LONG TERM - (X/Q) (Frequency corrected)**

Terrain / Recirculation Adjusted      Program ANNXXQ9    Version - 11/18/76

Florida Power & Light Company      Average Annual Relative Concentration (sec/cubic meter)  
 St. Lucie Unit 1      Period of Record: 9/1/76 to 8/31/78  
 Hutchinson Island, Florida      Base Distance in Miles/Kilometers  
 Dames and Moore Job No: 1.4598 - 112

| AFFECTED SECTOR | DESIGN DISTANCE MILES | .25     | .75     | 1.25    | 1.75    | 2.25    | 2.75    | 3.25    | 3.75    | 4.25    | 4.75    |
|-----------------|-----------------------|---------|---------|---------|---------|---------|---------|---------|---------|---------|---------|
| NNE             | 0.                    | 1.1E-05 | 1.7E-06 | 7.8E-07 | 4.5E-07 | 3.1E-07 | 2.2E-07 | 1.7E-07 | 1.5E-07 | 1.2E-07 | 1.0E-07 |
| NE              | 0.                    | 1.3E-05 | 2.1E-06 | 8.9E-07 | 5.1E-07 | 3.4E-07 | 2.4E-07 | 1.7E-07 | 1.4E-07 | 1.1E-07 | 9.8E-08 |
| ENE             | 0.                    | 9.3E-06 | 1.4E-06 | 6.2E-07 | 3.7E-07 | 2.5E-07 | 1.9E-07 | 1.3E-07 | 1.1E-07 | 8.8E-08 | 7.5E-08 |
| E               | 0.                    | 9.8E-06 | 1.6E-06 | 6.5E-07 | 3.7E-07 | 2.5E-07 | 1.8E-07 | 1.4E-07 | 1.2E-07 | 9.9E-08 | 8.4E-08 |
| ESE             | 0.                    | 1.2E-05 | 1.9E-06 | 8.1E-07 | 4.8E-07 | 3.2E-07 | 2.4E-07 | 1.8E-07 | 1.4E-07 | 1.1E-07 | 9.0E-08 |
| SE              | 0.                    | 1.4E-05 | 2.4E-06 | 9.7E-07 | 5.7E-07 | 4.0E-07 | 2.9E-07 | 2.3E-07 | 1.9E-07 | 1.4E-07 | 1.2E-07 |
| SSE             | 0.                    | 1.1E-05 | 1.7E-06 | 7.3E-07 | 4.3E-07 | 2.9E-07 | 2.1E-07 | 1.6E-07 | 1.3E-07 | 1.1E-07 | 9.1E-08 |
| S               | 0.                    | 6.2E-06 | 1.0E-06 | 4.2E-07 | 2.5E-07 | 1.8E-07 | 1.4E-07 | 1.0E-07 | 8.0E-08 | 6.6E-08 | 5.5E-08 |
| SSW             | 0.                    | 5.7E-06 | 9.0E-07 | 4.0E-07 | 2.3E-07 | 1.6E-07 | 1.1E-07 | 8.9E-08 | 7.0E-08 | 5.7E-08 | 4.8E-08 |
| SW              | 0.                    | 6.1E-06 | 9.4E-07 | 3.9E-07 | 2.2E-07 | 1.6E-07 | 1.1E-07 | 8.6E-08 | 7.0E-08 | 6.0E-08 | 5.1E-08 |
| WSW             | 0.                    | 7.3E-06 | 1.1E-06 | 4.6E-07 | 2.7E-07 | 1.7E-07 | 1.3E-07 | 1.0E-07 | 8.0E-08 | 6.5E-08 | 5.4E-08 |
| W               | 0.                    | 7.6E-06 | 1.2E-06 | 5.2E-07 | 2.9E-07 | 2.0E-07 | 1.3E-07 | 1.0E-07 | 8.4E-08 | 7.2E-08 | 6.1E-08 |
| WNW             | 0.                    | 1.4E-05 | 2.1E-06 | 9.1E-07 | 5.2E-07 | 3.4E-07 | 2.6E-07 | 2.0E-07 | 1.5E-07 | 1.2E-07 | 1.0E-07 |
| NW              | 0.                    | 1.6E-05 | 2.4E-06 | 1.0E-06 | 5.9E-07 | 3.9E-07 | 2.8E-07 | 2.1E-07 | 1.7E-07 | 1.4E-07 | 1.2E-07 |
| NNW             | 0.                    | 1.5E-05 | 2.2E-06 | 9.6E-07 | 5.5E-07 | 3.6E-07 | 2.6E-07 | 2.0E-07 | 1.6E-07 | 1.3E-07 | 1.2E-07 |
| N               | 0.                    | 9.1E-06 | 1.4E-06 | 6.3E-07 | 3.6E-07 | 2.4E-07 | 1.8E-07 | 1.4E-07 | 1.2E-07 | 9.4E-08 | 7.9E-08 |

Number of Valid Observations = 17135      Number of Calms Lower Level = 95  
 Number of Invalid Observations = 385      Number of Calms Upper Level = 0  
 Note 1 - Any interpolations between stated mileages will be done by log-log

ST. LUCIE PLANT  
 CHEMISTRY OPERATING PROCEDURE NO. C-200, REVISION 22  
OFFSITE DOSE CALCULATION MANUAL (ODCM)

**TABLE M-6**  
**HISTORICAL LONG TERM DEPLETED - (X/Q)<sub>b</sub> (Frequency corrected)**  
 Terrain / Recirculation Adjusted      Program ANNXXOQ9    Version - 11/18/76

Florida Power & Light Company      Average Annual Relative Concentration Depleted (sec/cubic  
 St. Lucie Unit 1  
 Hutchinson Island, Florida      Period of Record: 9/1/76 to 8/31/78  
 Dames and Moore Job No: 4598 - 112      Base Distance in Miles/Kilometers

| AFFECTED SECTOR | DESIGN DISTANCE MILES | .25     | .75     | 1.25    | 1.75    | 2.25    | 2.75    | 3.25    | 3.75    | 4.25    | 4.75    |
|-----------------|-----------------------|---------|---------|---------|---------|---------|---------|---------|---------|---------|---------|
| NNE             | 0.                    | 1.1E-05 | 1.6E-06 | 6.6E-07 | 3.8E-07 | 2.4E-07 | 1.7E-07 | 1.3E-07 | 1.1E-07 | 9.2E-08 | 7.6E-08 |
| NE              | 0.                    | 1.2E-05 | 1.7E-06 | 7.6E-07 | 4.3E-07 | 2.8E-07 | 1.9E-07 | 1.4E-07 | 1.1E-07 | 8.6E-08 | 7.4E-08 |
| ENE             | 0.                    | 8.9E-06 | 1.2E-06 | 5.3E-07 | 3.0E-07 | 2.0E-07 | 1.4E-07 | 1.0E-07 | 8.4E-08 | 6.6E-08 | 5.6E-08 |
| E               | 0.                    | 9.1E-06 | 1.3E-06 | 5.6E-07 | 3.1E-07 | 2.1E-07 | 1.5E-07 | 1.1E-07 | 9.1E-08 | 7.5E-08 | 6.3E-08 |
| ESE             | 0.                    | 1.2E-05 | 1.6E-06 | 6.9E-07 | 3.9E-07 | 2.6E-07 | 1.9E-07 | 1.4E-07 | 1.1E-07 | 8.5E-08 | 6.7E-08 |
| SE              | 0.                    | 1.3E-05 | 2.0E-06 | 8.2E-07 | 4.7E-07 | 3.3E-07 | 2.3E-07 | 1.8E-07 | 1.3E-07 | 1.1E-07 | 9.0E-08 |
| SSE             | 0.                    | 1.1E-05 | 1.6E-06 | 6.3E-07 | 3.5E-07 | 2.4E-07 | 1.8E-07 | 1.4E-07 | 1.0E-07 | 8.2E-08 | 6.8E-08 |
| S               | 0.                    | 5.9E-06 | 9.1E-07 | 3.6E-07 | 2.1E-07 | 1.4E-07 | 1.1E-07 | 7.7E-08 | 6.2E-08 | 5.0E-08 | 4.1E-08 |
| SSW             | 0.                    | 5.4E-06 | 8.0E-07 | 3.4E-07 | 1.9E-07 | 1.3E-07 | 8.9E-08 | 6.9E-08 | 5.5E-08 | 4.3E-08 | 3.6E-08 |
| SW              | 0.                    | 5.7E-06 | 8.4E-07 | 3.4E-07 | 1.8E-07 | 1.2E-07 | 9.2E-08 | 6.7E-08 | 5.3E-08 | 4.6E-08 | 3.8E-08 |
| WSW             | 0.                    | 7.0E-06 | 9.6E-07 | 4.0E-07 | 2.2E-07 | 1.4E-07 | 1.0E-07 | 8.0E-08 | 6.1E-08 | 5.0E-08 | 4.0E-08 |
| W               | 0.                    | 7.3E-06 | 1.1E-06 | 4.4E-07 | 2.4E-07 | 1.6E-07 | 1.1E-07 | 8.2E-08 | 6.4E-08 | 5.5E-08 | 4.4E-08 |
| WNW             | 0.                    | 1.3E-05 | 1.9E-06 | 7.9E-07 | 4.4E-07 | 2.9E-07 | 2.0E-07 | 1.6E-07 | 1.2E-07 | 9.3E-08 | 7.8E-08 |
| NW              | 0.                    | 1.5E-05 | 2.1E-06 | 8.9E-07 | 4.9E-07 | 3.1E-07 | 2.3E-07 | 1.7E-07 | 1.3E-07 | 1.0E-07 | 8.5E-08 |
| NNW             | 0.                    | 1.4E-05 | 2.1E-06 | 8.3E-07 | 4.5E-07 | 2.9E-07 | 2.0E-07 | 1.6E-07 | 1.2E-07 | 1.0E-07 | 8.6E-08 |
| N               | 0.                    | 8.7E-06 | 1.3E-06 | 5.4E-07 | 3.0E-07 | 2.0E-07 | 1.4E-07 | 1.1E-07 | 8.9E-08 | 7.0E-08 | 5.8E-08 |

Number of Valid Observations = 17135      Number of Calms Lower Level = 95  
 Number of Invalid Observations = 385      Number of Calms Upper Level = 0  
 Note 1 - Any interpolations between stated mileages will be done by log-log



ST. LUCIE PLANT  
 CHEMISTRY OPERATING PROCEDURE NO. C-200, REVISION 22  
OFFSITE DOSE CALCULATION MANUAL (ODCM)

**TABLE M-7**  
**HISTORICAL LONG TERM - (D/Q) (Frequency corrected)**  
 TERRAIN / RECIRCULATION ADJUSTED PROGRAM ANNEXOQ9 VERSION - 11/18/76

Florida Power & Light Company  
 St. Lucie Unit 1  
 Hutchinson Island, Florida  
 Dames and Moore Job No: 4598 - 112  
 Average Annual Relative Deposition Rate (square meter - 1)  
 Period of Record: 9/1/76 to 8/31/78  
 Base Distance in Miles/Kilometers

| AFFECTED SECTOR | DESIGN DISTANCE MILES | .25     | .75     | 1.25    | 1.75    | 2.25    | 2.75    | 3.25    | 3.75    | 4.25    | 4.75    |
|-----------------|-----------------------|---------|---------|---------|---------|---------|---------|---------|---------|---------|---------|
| NNE             | 0.                    | 6.5E-08 | 9.3E-09 | 3.7E-09 | 2.1E-09 | 1.3E-09 | 9.0E-10 | 6.8E-10 | 5.5E-10 | 4.3E-10 | 3.5E-10 |
| NE              | 0.                    | 6.0E-08 | 8.9E-09 | 3.5E-09 | 1.9E-09 | 1.2E-09 | 8.1E-10 | 5.6E-10 | 4.3E-10 | 3.3E-10 | 2.8E-10 |
| ENE             | 0.                    | 3.2E-08 | 4.8E-09 | 1.9E-09 | 1.0E-09 | 6.6E-10 | 4.6E-10 | 3.2E-10 | 2.4E-10 | 1.9E-10 | 1.5E-10 |
| E               | 0.                    | 3.0E-08 | 4.6E-09 | 1.8E-09 | 9.5E-10 | 6.0E-10 | 4.2E-10 | 3.1E-10 | 2.5E-10 | 2.0E-10 | 1.6E-10 |
| ESE             | 0.                    | 3.7E-08 | 5.8E-09 | 2.3E-09 | 1.2E-09 | 8.0E-10 | 5.4E-10 | 3.9E-10 | 3.0E-10 | 2.2E-10 | 1.7E-10 |
| SE              | 0.                    | 6.4E-08 | 1.0E-08 | 4.0E-09 | 2.1E-09 | 1.4E-09 | 9.7E-10 | 7.2E-10 | 5.6E-10 | 4.3E-10 | 3.5E-10 |
| SSE             | 0.                    | 6.2E-08 | 9.5E-09 | 3.6E-09 | 2.0E-09 | 1.2E-09 | 8.7E-10 | 6.4E-10 | 4.9E-10 | 3.9E-10 | 3.1E-10 |
| S               | 0.                    | 4.2E-08 | 7.0E-09 | 2.6E-09 | 1.4E-09 | 9.5E-10 | 6.9E-10 | 4.9E-10 | 3.8E-10 | 3.0E-10 | 2.5E-10 |
| SSW             | 0.                    | 3.4E-08 | 5.4E-09 | 2.2E-09 | 1.1E-09 | 7.5E-10 | 5.0E-10 | 3.7E-10 | 2.9E-10 | 2.3E-10 | 1.8E-10 |
| SW              | 0.                    | 4.5E-08 | 7.0E-09 | 2.6E-09 | 1.5E-09 | 9.0E-10 | 6.6E-10 | 4.6E-10 | 3.6E-10 | 3.0E-10 | 2.5E-10 |
| WSW             | 0.                    | 5.3E-08 | 7.7E-09 | 3.0E-09 | 1.6E-09 | 1.0E-09 | 7.3E-10 | 5.5E-10 | 4.1E-10 | 3.3E-10 | 2.6E-10 |
| W               | 0.                    | 5.0E-08 | 7.5E-09 | 3.0E-09 | 1.6E-09 | 9.8E-10 | 6.7E-10 | 5.0E-10 | 3.8E-10 | 3.2E-10 | 2.6E-10 |
| WNW             | 0.                    | 8.8E-08 | 1.3E-08 | 4.9E-09 | 2.6E-09 | 1.7E-09 | 1.1E-09 | 8.7E-10 | 6.6E-10 | 5.1E-10 | 4.2E-10 |
| NW              | 0.                    | 8.2E-08 | 1.2E-08 | 4.7E-09 | 2.5E-09 | 1.6E-09 | 1.1E-09 | 7.9E-10 | 5.8E-10 | 4.7E-10 | 3.8E-10 |
| NNW             | 0.                    | 8.2E-08 | 1.2E-08 | 4.6E-09 | 2.4E-09 | 1.5E-09 | 1.1E-09 | 8.1E-10 | 5.9E-10 | 4.8E-10 | 4.0E-10 |
| N               | 0.                    | 5.1E-08 | 7.3E-09 | 2.9E-09 | 1.5E-09 | 9.8E-10 | 7.1E-10 | 5.4E-10 | 4.2E-10 | 3.2E-10 | 2.7E-10 |

Number of Valid Observations = 17135  
 Number of Invalid Observations = 385  
 Note 1 - Any interpolations between stated mileages will be done by log-log  
 Number of Calms Lower Level = 95  
 Number of Calms Upper Level = 0



ST. LUCIE PLANT  
 CHEMISTRY OPERATING PROCEDURE NO. C-200, REVISION 22  
OFFSITE DOSE CALCULATION MANUAL (ODCM)

**APPENDIX B**  
**RADIOLOGICAL ENVIRONMENTAL SURVEILLANCE**

ST. LUCIE PLANT  
 Key to Sample Locations

| PATHWAY          | LOCATION | DESCRIPTION                               | SAMPLES COLLECTED | SAMPLE COLLECTION FREQUENCY | APPROXIMATE DISTANCE (miles) | DIRECTION SECTOR |
|------------------|----------|---|-------------------|-----------------------------|------------------------------|------------------|
| Direct Radiation | N-1      | North of Blind Creek                      | TLD               | Quarterly                   | 1                            | N                |
| Direct Radiation | NNW-5    | South of Pete Stone Creek                 | TLD               | Quarterly                   | 5                            | NNW              |
| Direct Radiation | NNW-10   | C. G. Station                             | TLD               | Quarterly                   | 9                            | NNW              |
| Direct Radiation | NW-5     | Indian River Drive at Rio Vista Drive     | TLD               | Quarterly                   | 6                            | NW               |
| Direct Radiation | NW-10    | Intersection of SR 68 and SR 607          | TLD               | Quarterly                   | 10                           | NW               |
| Direct Radiation | WNW-2    | Cemetery South of 7107 Indian River Drive | TLD               | Quarterly                   | 3                            | WNW              |
| Direct Radiation | WNW-5    | US-1 at SR 712                            | TLD               | Quarterly                   | 5                            | WNW              |
| Direct Radiation | WNW-10   | SR 70, West of Turnpike                   | TLD               | Quarterly                   | 10                           | WNW              |
| Direct Radiation | W-2      | 7609 Indian River Drive                   | TLD               | Quarterly                   | 2                            | W                |
| Direct Radiation | W-5      | Oleander and Sager Streets                | TLD               | Quarterly                   | 5                            | W                |
| Direct Radiation | W-10     | I-95 and SR 709                           | TLD               | Quarterly                   | 9                            | W                |
| Direct Radiation | WSW-2    | 8503 Indian River Drive                   | TLD               | Quarterly                   | 2                            | WSW              |
| Direct Radiation | WSW-5    | Prima Vista Blvd. at Yacht Club           | TLD               | Quarterly                   | 5                            | WSW              |
| Direct Radiation | WSW-10   | Del Rio and Davis Streets                 | TLD               | Quarterly                   | 10                           | WSW              |
| Direct Radiation | SW-2     | 9207 Indian River Drive                   | TLD               | Quarterly                   | 2                            | SW               |
| Direct Radiation | SW-5     | US 1 and Village Green Drive              | TLD               | Quarterly                   | 5                            | SW               |
| Direct Radiation | SW-10    | Port St. Lucie Blvd. and Cairo Road       | TLD               | Quarterly                   | 10                           | SW               |
| Direct Radiation | SSW-2    | 10307 Indian River Drive                  | TLD               | Quarterly                   | 3                            | SSW              |

ST. LUCIE PLANT  
 CHEMISTRY OPERATING PROCEDURE NO. C-200, REVISION 22  
OFFSITE DOSE CALCULATION MANUAL (ODCM)

**APPENDIX B**  
**RADIOLOGICAL ENVIRONMENTAL SURVEILLANCE**

(continued)

ST. LUCIE PLANT  
 Key to Sample Locations

| PATHWAY          | LOCATION | DESCRIPTION                                    | SAMPLES COLLECTED          | SAMPLE COLLECTION FREQUENCY | APPROXIMATE DISTANCE (miles) | DIRECTION SECTOR |
|------------------|----------|--|----------------------------|-----------------------------|------------------------------|------------------|
| Direct Radiation | SSW-5    | Port St. Lucie Blvd. and US 1                  | TLD                        | Quarterly                   | 6                            | SSW              |
| Direct Radiation | SSW-10   | Pine Valley and Westmoreland Roads             | TLD                        | Quarterly                   | 8                            | SSW              |
| Direct Radiation | S-5      | 13179 Indian River Drive                       | TLD                        | Quarterly                   | 5                            | S                |
| Direct Radiation | S-10     | US 1 and SR 714                                | TLD                        | Quarterly                   | 10                           | S                |
| Direct Radiation | S/SSE-10 | Indian River Drive and Quail Run Lane          | TLD                        | Quarterly                   | 10                           | SSE              |
| Direct Radiation | SSE-5    | Entrance of Nettles Island                     | TLD                        | Quarterly                   | 5                            | SSE              |
| Direct Radiation | SSE-10   | Elliot Museum                                  | TLD                        | Quarterly                   | 10                           | SSE              |
| Direct Radiation | SE-1     | South of Cooling Canal                         | TLD                        | Quarterly                   | 1                            | SE               |
| Direct Radiation | *H-32    | U. of Florida - 1FAS Entomology Lab Vero Beach | TLD                        | Quarterly                   | 19                           | NNW              |
| Airborne         | H08      | FPL Substation - Weatherby Road                | Radioiodine & Particulates | Weekly                      | 6                            | WNW              |
| Airborne         | *H12     | FPL Substation - SR 76, Stuart                 | Radioiodine & Particulates | Weekly                      | 12                           | S                |
| Airborne         | H14      | Onsite - near south property line              | Radioiodine & Particulates | Weekly                      | 1                            | SE               |
| Airborne         | H30      | Power Line - 7609 Indian River Drive           | Radioiodine & Particulates | Weekly                      | 2                            | W                |

\*Denotes Control Sample

ST. LUCIE PLANT  
 CHEMISTRY OPERATING PROCEDURE NO. C-200, REVISION 22  
OFFSITE DOSE CALCULATION MANUAL (ODCM)

**APPENDIX B**  
**RADIOLOGICAL ENVIRONMENTAL SURVEILLANCE**

(continued)

ST. LUCIE PLANT

Key to Sample Locations

| PATHWAY       | LOCATION | DESCRIPTION  | SAMPLES COLLECTED                                | SAMPLE COLLECTION FREQUENCY    | APPROXIMATE DISTANCE (miles) | DIRECTION SECTOR |
|---------------|----------|--|--|--------------------------------|------------------------------|------------------|
| Airborne      | H34      | Onsite - At Meteorological Tower                                 | Radioiodine & Particulates                       | Weekly                         | 0.5                          | N                |
| Waterborne    | H15      | Atlantic Ocean vicinity of public beaches east side of Route A1A | Surface Water (ocean)<br>Sediment from shoreline | Weekly<br>Semi-Annually        | < 1                          | ENE/E/ESE        |
| Waterborne    | *H59     | Near south end of Hutchinson Island                              | Surface Water (ocean)<br>Sediment from shoreline | Monthly<br>Semi-Annually       | 10-20                        | S/SSE            |
| Food Products | H15      | Ocean side vicinity of St. Lucie Plant (NOTE 1)                  | Crustacea Fish                                   | Semi-Annually<br>Semi-Annually | <1                           | ENE/E/ESE        |
| Food Products | H51      | Offsite near north property line                                 | Broad Leaf vegetation (mangrove)                 | Monthly (when available)       | 1                            | N/NNW            |

\*Denotes control sample

ST. LUCIE PLANT  
 CHEMISTRY OPERATING PROCEDURE NO. C-200, REVISION 22  
 OFFSITE DOSE CALCULATION MANUAL (ODCM)

**APPENDIX B**  
**RADIOLOGICAL ENVIRONMENTAL SURVEILLANCE**

(continued)  
 ST. LUCIE PLANT  
 Key to Sample Locations

| PATHWAY       | LOCATION | DESCRIPTION                         | SAMPLES COLLECTED                                  | SAMPLE COLLECTION FREQUENCY               | APPROXIMATE DISTANCE (miles) | DIRECTION SECTOR |
|---------------|----------|-------------------------------------|--|---|------------------------------|------------------|
| Food Products | H52      | Offsite near south property line    | Broad leaf vegetation (mangrove)                   | Monthly (when available)                  | 1                            | S/SSE            |
| Food Products | *H59     | Near south end of Hutchinson Island | Crustacea Fish<br>Broad leaf vegetation (mangrove) | Semi-Annually<br>Semi-Annually<br>Monthly | 10-20                        | S/SSE            |

\*Denotes control sample

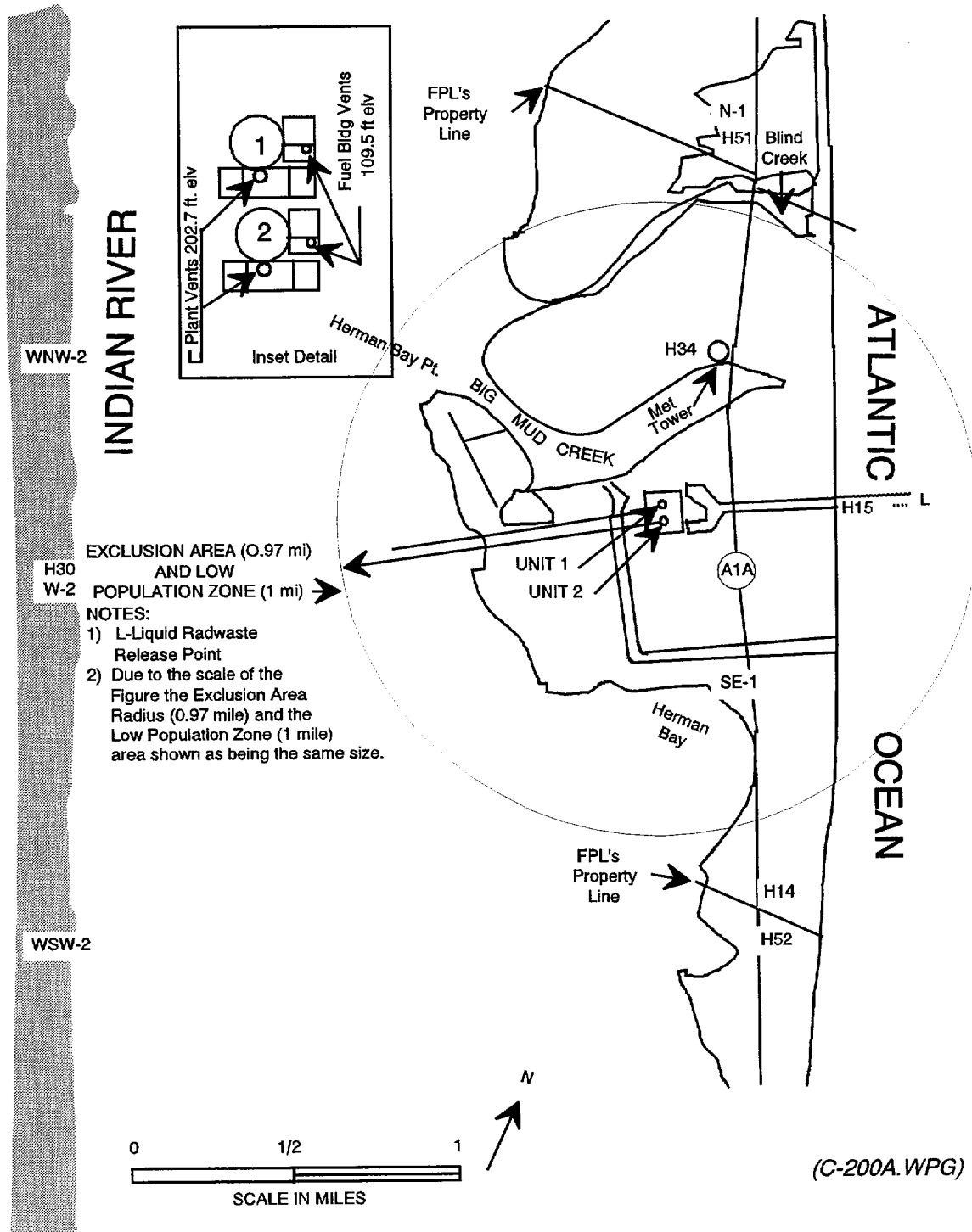
It is the policy of Florida Power & Light Company (FPL) that the St. Lucie 1 & 2 Radiological Environmental Monitoring Programs are conducted by the State of Florida Department of Health and Rehabilitative Services (DHRS), pursuant to an Agreement between FPL and DHRS and; that coordination of the Radiological Environmental Monitoring Programs with DHRS and compliance with the Radiological Environmental Monitoring Program Controls are the responsibility of the Nuclear Energy Services Department.

NOTE 1

These samples may be collected from or supplemented by samples collected from the plant intake canal if the required analyses are unable to be performed due to unavailability or inadequate quantity of sample from the ocean side location.

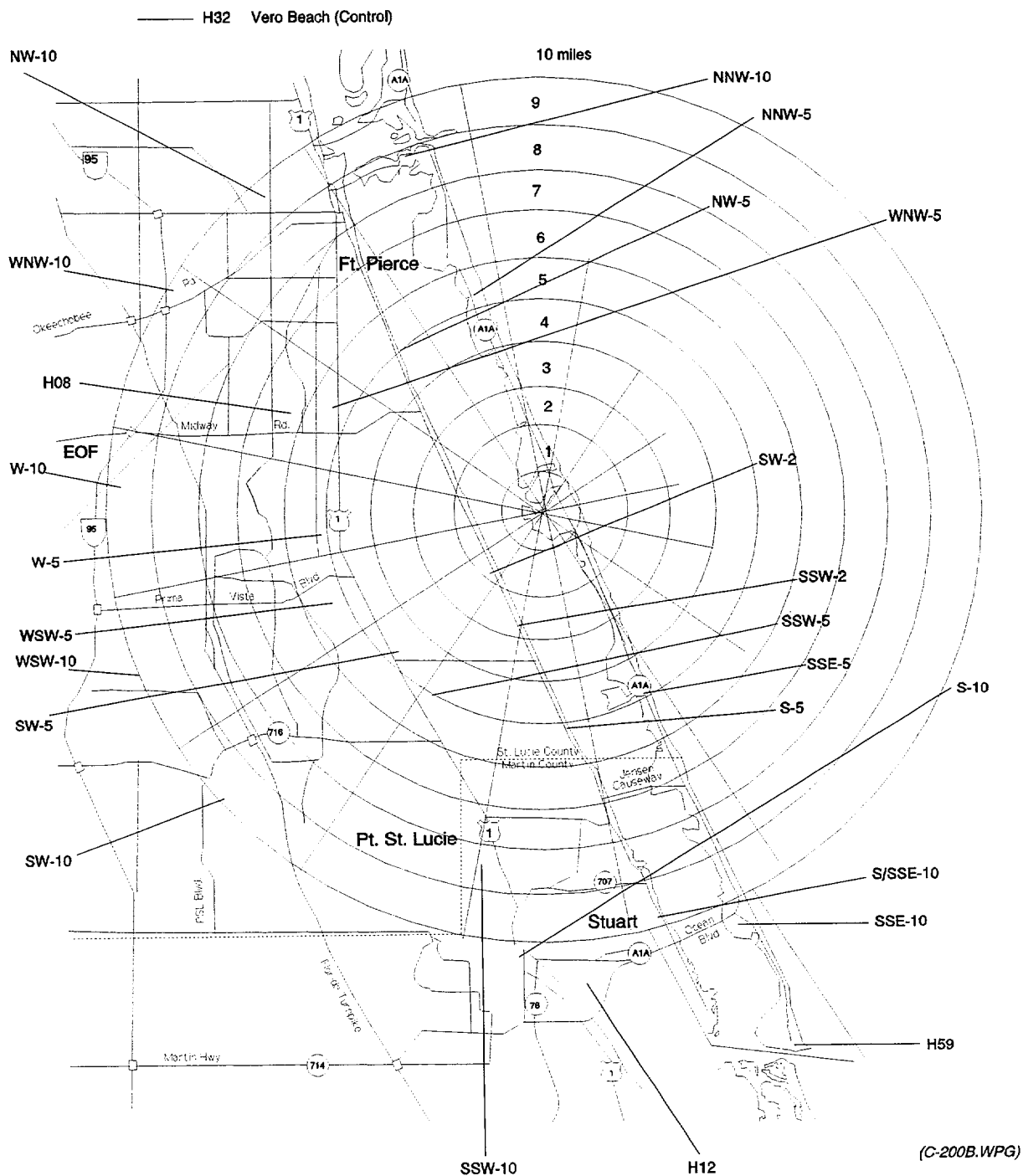
ST. LUCIE PLANT  
 CHEMISTRY OPERATING PROCEDURE NO. C-200, REVISION 22  
OFFSITE DOSE CALCULATION MANUAL (ODCM)

**FIGURE 1-1**  
**SITE AREA MAP & ENVIRONMENTAL SAMPLE LOCATIONS**



ST. LUCIE PLANT  
CHEMISTRY OPERATING PROCEDURE NO. C-200, REVISION 22  
OFFSITE DOSE CALCULATION MANUAL (ODCM)

**FIGURE 1-2**  
**ENVIRONMENTAL SAMPLE LOCATIONS (10 MILES)**



(C-200B.WPG)



ST. LUCIE PLANT  
 CHEMISTRY OPERATING PROCEDURE NO. C-200, REVISION 22  
OFFSITE DOSE CALCULATION MANUAL (ODCM)

**APPENDIX C**  
**METEOROLOGICAL DISPERSION FORMULAS\***

For X/Q:

$$X/Q = \frac{2.032}{(\bar{u})D \sqrt{(\sigma_z^2 + \frac{cV^2}{\pi})}} \quad \text{EQ (1)}$$

$$X/Q = \frac{2.032}{\sqrt{3} \sigma_z \bar{u} D} \quad \text{EQ (2)}$$

Where:

- C = .5
- V = 207.5 ft. (63.2 meters)
- ( $\bar{u}$ ) = a name for one term

X/Q was calculated using each of the above EQs for each hour. The highest X/Q from EQ (1) or EQ (2) was selected. The total integrated relative concentration at each sector and distance was then divided by the total number of hours in the data base.

\* Terrain correction factors given by Table M-4 were also applied to Dispersion Formulas

ST. LUCIE PLANT  
CHEMISTRY OPERATING PROCEDURE NO. C-200, REVISION 22  
OFFSITE DOSE CALCULATION MANUAL (ODCM)

**APPENDIX C**  
**METEOROLOGICAL DISPERSION FORMULAS\***  
(continued)

For Depleted X/Q:

$$(X/Q)_D = (X/Q) \times (\text{Depletion factor of Figure 2 of R.G. 1.111-R1})$$

For Deposition (D/Q):

$$D/Q = R_{\text{Dep}} / (2 \sin [11.25] X) \times (\text{Freq. distribution})$$

Where:

D/Q = Ground deposition rate

X = Calculation distance

R<sub>Dep</sub> = Relative ground deposition rate from Figure 6 of R.G. 1.111, R1

ST. LUCIE PLANT  
CHEMISTRY OPERATING PROCEDURE NO. C-200, REVISION 22  
OFFSITE DOSE CALCULATION MANUAL (ODCM)

**APPENDIX D**  
**DESCRIPTION OF THE INTERLABORATORY COMPARISON PROGRAM (ICP)**  
(Page 1 of 2)

The State of Florida, Department of Health-Bureau of Radiation Control (BRC) Laboratory shall participate in an INTERLABORATORY COMPARISON PROGRAM.

1. The sample matrices and analytical methods shall be:
  - A. Gamma isotopic on a filter sample simulating airborne radioiodine and particulate collection.
  - B. Gamma isotopic on a water sample simulating a surface water grab sample.
  - C. Gamma isotopic on either sediment (or soil) or broad leaf vegetation.

NOTE

Steps D, E and F reference NRC IR 99-04, PMAI 99-0716.

- D. Gross Beta on an Air Filter matrix.
  - E. Tritium in water, using method employed in REMP.
  - F. Strontium-89 and Strontium-90 in water medium if milk samples are being obtained per land use census identified milk animals within 5 miles of the plant site.
2. The source of samples for this program:
    - A. A Federal Government Laboratory Program (e.g., DOE-LAP, EPA Safe Drinking Water Program)
    - B. A State, Federal, or private (commercial) laboratory capable of providing NIST traceable samples. To be eligible, a Commercial Laboratory shall meet the FPL Quality Assurance criteria of "Quality Related".
    - C. For Gamma Analysis only, a FPL Nuclear Site Laboratory may prepare sample matrices using known quantities of radioactivity from isotopes provided by a FPL Contract Laboratory currently approved as PC-1 Level vendor. These prepared matrices may be prepared by the vendor, or by FPL personnel, but shall not exceed the participant(s) form and/or license quantities for allowed radioactivity.

ST. LUCIE PLANT  
CHEMISTRY OPERATING PROCEDURE NO. C-200, REVISION 22  
OFFSITE DOSE CALCULATION MANUAL (ODCM)

**APPENDIX D**  
**DESCRIPTION OF THE INTERLABORATORY COMPARISON PROGRAM (ICP)**  
(Page 2 of 2)

3. Analysis of Matrix samples shall be capable of achieving ODCM Table 4.12-1 prescribed LLDs on a blank sample.
4. Results within 20% of expected shall be considered acceptable. Results exceeding 20% but within 35% require a description of probable cause and actions performed to bring the analysis into conformance. Results exceeding 35% are considered Not Acceptable; the Matrix shall be replaced and reanalyzed.
5. The frequency for performing the interlaboratory comparison program shall be annually with a maximum of 15 months between comparisons of similar matrices.

FLORIDA POWER & LIGHT COMPANY  
ST. LUCIE UNITS 1 & 2  
ANNUAL REPORT  
JANUARY 1, 2000 THROUGH DECEMBER 31, 2000

**ATTACHMENT - C**

**MARKED UP PAGE FROM ODCM REVISION 21**

ST. LUCIE PLANT  
CHEMISTRY OPERATING PROCEDURE NO. C-200, REVISION 21  
OFFSITE DOSE CALCULATION MANUAL (ODCM)

1.0 DEFINITIONS for CONTROLS SECTION OF ODCM

---

DOSE EQUIVALENT I-131

1.10 DOSE EQUIVALENT I-131 shall be that concentration of I-131 (microCurie/gram) which alone would produce the same thyroid dose as the quantity and isotopic mixture of I-131, I-132, I-133, I-134 and I-135 actually present. The thyroid dose conversion factors used for this calculation shall be *the* ~~the~~ ~~AR21~~

~~For Reactor Unit 1, use~~ thyroid dose conversion factors listed in ICRP-30, Supplement to Part 1, Pages 192-212, Tables entitled, "Committed Dose Equivalent in Target Organs or Tissues per Intake of Unit Activity (Sv/Bq)." Reference PLA #98-007, PMAI 99-06-170, ~~AR21~~ / R22  
PLA #97-065, PMAI 00-01-036

~~For Reactor Unit 2, use thyroid dose conversion factors listed in Table III of TID-14844, Calculation of Distance Factors for Power and Test Reactor Sites or Table E-7 of NRC Regulatory Guide 1.109, Revision 1, October 1977.~~ ~~AR21~~

FREQUENCY NOTATION

1.13 The FREQUENCY NOTATION specified for the performance of Surveillance Requirements shall correspond to the intervals defined in Table 1.1.

MEMBER (S) OF THE PUBLIC

1.17 MEMBER OF THE PUBLIC means an individual in a controlled or unrestricted area. However, an individual is not a member of the public during any period in which the individual receives an occupational dose.

OFFSITE DOSE CALCULATION MANUAL

1.18 The OFFSITE DOSE CALCULATION MANUAL (ODCM) shall contain the methodology and parameters used in the calculation of offsite doses resulting from: radioactive gaseous and liquid effluents, in the calculation of gaseous and liquid effluent monitoring Alarm/Trip Setpoints and in the conduct of the Environmental Radiological Monitoring Program. The ODCM shall also contain (1) the Radioactive Effluent Controls and Radiological Environmental Monitoring Programs required by TS section 6.8.4 and (2) descriptions of the information that should be included in the Annual Radiological Environmental Operating and Annual Radioactive Effluent Release Reports required by TS 6.9.1.7 and 6.9.1.8.